GENERAL CATALOGUE 2025

Manufacturers of lubrication and fluid management equipment

30° 1994-2024

OMPI S.R.L.

FLUID HANDLING TOOLS
MADE IN ITALY

EXPERIENCE, QUALITY, COMPETENCE SINCE 1994

Ompi, for over thirty years as a reliable fluid-handling brand.

Fluid handling is a factor of primary importance which requires specific expertise and purpose-designed professional instruments.

For many years now, Ompi has specialized in making equipment for the extraction, distribution, mixing and metering of lubricating and non-lubricating fluids; from oil to grease, from diesel fuel to water, right up to compressed air.

Grouped according to the type of fluid to be handled and the expected use, **Ompi offers a broad range of solutions** with manual, pneumatic or electronic operation suitable for use in heavy industry, manufacturing, agriculture and D.I.Y.

The top quality of all our products is guaranteed thanks to each single component being manufactured 100% in-house, with painstaking attention to detail and using only the very best materials available on the market.

The result of this choice is highly efficient and accurate products providing regular and reliable operation over the years. With our Oil Counter Approved products, precision is also officially certified (MID MI-005 certification): Ompi has designed and produced the first electronic flow meter for the officially approved dispensing and metering of industrial lubricating oils, in compliance with major international metrological standards.

To adapt to new technologies, in recent years new systems for the management, monitoring and delivery of fluids have been designed and developed in step with the continuous evolutions of the sector.

OMPI incorporates its production and commercial headquarters with the well-established hydraulic division OFC-VILLA.

The plants, occupying a surface area of **3000m²**, have been prepared to meet the new needs arising from the increased production levels, and efficiency has been improved in the various company departments. The focus has been on complying with the most recent **energy efficiency and environmental protection regulations,** while maintaining safety in every sector as a priority.

OMPI SRL.
A real, proven quality.

The quality of Ompi products, further testified by the **ISO certification awarded by the DNV institute,** is the result of a journey made through ongoing product research, the addition of constant technological innovation, the gradual extension of the production range and regular technical and aesthetic upgrading.

DNV

MANAGEMENT SYSTEM CERTIFICATE

This is to certify that the management system of
OMPI S.r.l.
Via Giovanni Falcone, 10/A - 42020 Borzano Di Albinea (RE) - Italy

has been found to conform to the Quality Management System standard:
ISO 9001:2015

This certificate is valid for the following scope:
Design and production of handling and control tools for lubricant fluids. Trading of equipment for additional and technical fluids transfer (IAF 18)

MID MI-005 approved.

The **MID MI-005** standard governs continuous and dynamic measuring systems for liquids other than water, in particular lubricating oils. The OMPI range includes flow meter and management and dispensing kits that **conform to metrological standards and to the accuracy levels established by the Directive,** and therefore can be sold to the public.

The devices for detecting and eliminating air in the circuit are integrated with the pneumatic or electrical supply systems, **complying with the relevant technical and metrological requirements**.

kiwa

CERTIFICATE

EU-Type examination certificate (Module B)

FLEXBIMEC INTERNATIONAL S.r.l.

kiwa

CERTIFICATE

Quality Assurance System Certificate (Module D)

FLEXBIMEC INTERNATIONAL S.r.l.

1998

2002

2003

2005


2007

2010

2013

2016

2018

2021

30°
1994-2024

CONTENT

MID MEASUREMENT SYSTEMS — Pag. 11

MID OIL SYSTEMS ..... PAG. 14-16
AIR ELIMINATION AND PUMP BLOCK DEVICES ..... PAG. 19
MID CERTIFIED DIGITAL FLOW METERS FOR LUBRICANT FLUIDS ..... PAG. 20
MULTI-DROP ..... PAG. 21
MID UREA SYSTEMS ..... PAG. 22
MID CERTIFIED DIGITAL FLOW METER FOR UREA/ADBLUE®/AUS32 ..... PAG. 23
ELECTRIC AND PNEUMATIC KIT FOR UREA/ADBLUE®/AUS32 ..... PAG. 24
REFUELING SYSTEM FOR UREA/ADBLUE®/AUS32 ..... PAG. 25

OIL — Pag. 26

PNEUMATIC PISTON OIL PUMPS ..... PAG. 26-33
PNEUMATIC OIL DISPENSING KITS ..... PAG. 34
PNEUMATIC PISTON OIL PUMPS POWER BULL SERIES ..... PAG. 35-37
POWER BULL SERIES ..... PAG. 37
ACCESSORIES FOR PNEUMATIC OIL PUMPS "POWER BULL" SERIES ..... PAG. 38
ACCESSORIES FOR PNEUMATIC OIL PUMPS STANDARD SERIES ..... PAG. 39
PNEUMATIC AND ELECTRIC GEAR PUMPS ..... PAG. 40-41
ELECTRIC OIL DISPENSING KITS ..... PAG. 42
ELECTRIC OIL PUMPS ..... PAG. 43
PNEUMATIC DIAPHRAGM PUMPS ..... PAG. 44
MANUAL PUMPS FOR OIL, DIESEL AND ANTIFREEZE ..... PAG. 45
MANUAL OIL DISPENSING UNITS ..... PAG. 46
PNEUMATIC OIL DISPENSING UNITS ..... PAG. 47
OIL CONTROL GUNS ..... PAG. 48-49
ELECTRONIC OIL FLOW METERSNEW SERIES 2TT AND 4TT-PS ..... PAG. 50
ELECTRONIC OIL FLOW METERSSERIES 2TT NEPTUNE ..... PAG. 51
ELECTRONIC OIL FLOW METERSSERIES 4TT MARS - JUPITER ..... PAG. 52
ELECTRONIC OIL FLOW METERS WITH PRESET FUNCTION SERIES 4TTPS MERCURY - URANUS ..... PAG. 53
ELECTRONIC OIL FLOW METERS ..... PAG. 54-55
MECHANICAL AND DIGITAL OIL FLOW METERS ..... PAG. 56
ACCESSORIES FOR OIL CONTROL GUNS ..... PAG. 57-58
PULSE TRANSMITTERS ..... PAG. 59-60
WALL MOUNTED OIL DISPENSING UNITS ..... PAG. 61
SUCTION AND PRESSURE SYRINGES / FUNNELS ..... PAG. 62
MEASURING JUGS ..... PAG. 63
PNEUMATIC OIL DISPENSING KITS ..... PAG. 64-66
MOBILE OIL DISPENSING KITS ..... PAG. 67-71
STATIONARY PNEUMATIC DISPENSING KITS ..... PAG. 72-75
SPILL CONTAINMENT PALLETS ..... PAG. 76-79
SPILL CONTAINMENT PALLETS / GRAVITY TAPS ..... PAG. 80

SERVICE STANDS — Pag. 81-83

ELECTRONIC FLUID MONITORING SYSTEMS — Pag. 84

WIRELESS FLUID MANAGEMENT SYSTEM RF ACCESS 128AP ..... PAG. 84-89
GP SYSTEM 20 ..... PAG. 90
QB8 SYSTEM ..... PAG. 91
COMPONENTS RF ACCESS 128AP ..... PAG. 92-95
ELECTRONIC FLUID MONITORING SYSTEMS CONTROLLER 5.0 ..... PAG. 96
LEVEL GAUGES ..... PAG. 97

WASTE OIL — Pag. 98

SUCTION PUMPS ..... PAG. 98
MOBILE WASTE OIL DRAINERS ..... PAG. 98-104
MOBILE WASTE OIL SUCTION SYSTEMS ..... PAG. 105
WASTE OIL/ANTIFREEZE DRAINERS ..... PAG. 106-107
WASTE OIL TREATMENT ACCESSORIES ..... PAG. 108
WASTE OIL STORAGE TANKS AND PNEUMATIC BRAKE BLEEDERS ..... PAG. 109
BRAKE BLEEDING ADAPTERS ..... PAG. 109

GREASE — Pag. 110

PNEUMATIC PISTON GREASE PUMPS ..... PAG. 110-115
PNEUMATIC PISTON GREASE PUMPS INDUSTRIAL POWER BULL SERIES ..... PAG. 116-118
PNEUMATIC PISTON GREASE PUMPS MOTOMATIC SERIES ..... PAG. 119
ELECTRIC GREASE PUMPS ..... PAG. 120-126
MOBILE ELECTRIC GREASING KITS ..... PAG. 127
KIT AND ACCESSORIES FOR ELECTRIC PISTON GREASE PUMPS ..... PAG. 128
MOBILE PNEUMATIC DISPENSING UNITS FOR GREASE ..... PAG. 129-132
PNEUMATIC GREASE SUPPLY KITS ..... PAG. 133
SPRAYER SYSTEM FOR GREASE ..... PAG. 133
FORCED LIFTING GREASE SUPPLY SYSTEM ..... PAG. 134-135
ELECTRONIC SYSTEMS FOR GREASE MONITORING CONTROLLER 5.0 ..... PAG. 136
MANUAL GREASE SUPPLY KITS ..... PAG. 137-140
MANUAL AND PNEUMATIC CARTRIDGE GREASE GUNS ..... PAG. 141
MANUAL AND ELECTRIC CARTRIDGE GREASE GUNS ..... PAG. 142
GREASE DISPENSING GUNS ..... PAG. 143
ACCESSORIES FOR GREASE LUBRICATION ..... PAG. 144
NEW LINE OF ELECTRONIC FLOW METERS FOR GREASE SERIES 2TT - 4TT ..... PAG. 146-147
ACCESSORIES FOR GREASE PUMPS AND KITS ..... PAG. 148
ACCESSORIES FOR INDUSTRIAL PUMPS POWER BULL SERIES ..... PAG. 149

CONTENT

DIESEL — Pag. 150

PNEUMATIC DIESEL PUMPS AND DIESEL TRANSFER KITS ..... PAG. 151
OMPI FUEL - VEHICLE LICENSE PLATE RECOGNITION TOWER FOR DIESEL ..... PAG. 152
ELECTRIC DIESEL PUMPS 12/24 VDC ..... PAG. 153
ELECTRIC DIESEL PUMPS 230/400 VAC ..... PAG. 154
ELECTRIC DIESEL TRANSFER KITS ..... PAG. 155
DIESEL DISPENSING NOZZLES AND ACCESSORIES ..... PAG. 156
DIESEL FILTERS AND FOOT VALVES ..... PAG. 157
MECHANICAL, DIGITAL AND TURBINE FLOW METERS FOR DIESEL ..... PAG. 158

PETROL — Pag. 159

PNEUMATIC AND ELECTRIC PETROL PUMPS ..... PAG. 159
JERRYCANS ..... PAG. 160

SYSTEMS FOR AdBlue® — Pag. 161

OMPI UREA - VEHICLE LICENSE PLATE RECOGNITION TOWER FOR ADBLUE®/DEF/AUS32 ..... PAG. 161
ELECTRIC TRANSFER PUMPS FOR ADBLUE®/DEF/AUS32 ..... PAG. 162
PNEUMATIC AND ELECTRIC KITS FOR ADBLUE®/DEF/AUS32 ..... PAG. 163-165
FLOW METERS FOR ADBLUE®/DEF/AUS32 SERIES 2TT ..... PAG. 166
DIGITAL FLOW METERS FOR ADBLUE®/DEF/AUS32 SERIES 4TT MARS - JUPITER ..... PAG. 167
ELECTRONIC TURBINE FLOW METER, DISPENSING NOZZLES AND ACCESSORIES FOR ADBLUE®/DEF/AUS32 ..... PAG. 168

HOSE REELS — Pag. 169

AUTOMATIC REWIND, SPRING - DRIVEN HOSE REELS ..... PAG. 176-187
PAINTED STEEL MANUAL HOSE REELS ..... PAG. 188
STAINLESS STEEL MANUAL HOSE REELS ..... PAG. 189
PAINTED STEEL AUTOMATIC REWIND SPRING-DRIVEN HOSE REELS ..... PAG. 190
HOSE REELS FOR COMPRESSED AIR EASY ROLLER SERIES ..... PAG. 191
HOSE REELS FOR TWIN HOSE ..... PAG. 192
SMART SOLUTIONS FOR INDUSTRY 4.0 - HOSE REELS UNIVERS SERIES ..... PAG. 193
AUTOMATIC REWIND SPRING-DRIVEN HOSE REELS "ADROMEDA" SERIES ..... PAG. 196-203
MANUAL HOSE REELS "ORION" SERIES ..... PAG. 204-209
ELECTRIC MOTOR OPERATED HOSE REELS "SIRIO" SERIES ..... PAG. 210-213
ELECTRO-HYDRAULIC MOTOR DRIVEN HOSE REELS "GEMINI" SERIES ..... PAG. 214-215
AUTOMATIC SPRING DRIVEN HOSE REELS "TITANO" SERIES ..... PAG. 216-219
SPECIAL HOSE REELS "THIN REEL" SERIES ..... PAG. 220-221
VACUUM / SUCTION HOSE REELS ..... PAG. 222
SWIVEL JOINTS FOR HOSE REELS ..... PAG. 223
SWIVEL JOINTS FOR HOSE REELS ..... PAG. 224
CURVE AND ADAPTERS FOR HOSE REEL ..... PAG. 225
TECHNICAL NOTES FOR CHOOSING THE HOSE REEL ..... PAG. 226
HOSE REEL ACCESSORIES ..... PAG. 227
FITTINGS AND COUPLERS ..... PAG. 228

HOSES — Pag. 229-231

WASHING — Pag. 232

PRESSURE SPRAYERS IN PAINTED STEEL ..... PAG. 232
PRESSURE SPRAYERS IN STAINLESS STEEL ..... PAG. 233
PRESSURE SPRAYERS/FOAMERS IN STAINLESS STEEL ..... PAG. 234-235
WASHING AND SPRAYING ACCESSORIES ..... PAG. 236-237
MOBILE PARTS CLEANERS ..... PAG. 238
PARTS CLEANER ..... PAG. 239

STAINLESS STEEL — Pag. 240

PNEUMATIC STAINLESS STEEL PUMPS ..... PAG. 240
PNEUMATIC STAINLESS STEEL PUMPS INDUSTRIAL SERIES ..... PAG. 241
ACCESSORIES FOR PNEUMATIC STAINLESS STEEL PUMPS ..... PAG. 242
MANUAL STAINLESS STEEL PUMPS ..... PAG. 243

COMPRESSED AIR — Pag. 244

TYRE INFLATORS ..... PAG. 244
COMPRESSED AIR ACCESSORIES ..... PAG. 245
COMPRESSED AIR TREATMENT COMPONENTS ..... PAG. 246
SCREW COMPRESSORS ..... PAG. 247-248
ACCESSORIES FOR COMPRESSED AIR ..... PAG. 249

FLUID MIXING — Pag. 250

FLUID MIXING EQUIPMENT DOSAMIX 5000 ..... PAG. 250-251
FLUID MIXING EQUIPMENT DOSAMIX ADVANCED 6000 ..... PAG. 252

END-OF-LIFE VEHICLE DRAINAGE — Pag. 253

END - OF - LIFE VEHICLE DRAINAGE EQUIPMENT ..... PAG. 253-262

TROLLEYS — Pag. 263

PART NUMBER INDEX

ART. NO.	PAGE
011 KIT SONDE	108
065420	148
065420-33	148
065420-50	39
065420-55	39
10400	247
10450	247
10500	247
10500-E	247
10520	249
10525	249
10532	249
10540	249
10600	247
10620	249
10625	249
10632	249
10640	249
10650	248
10650-E	248
10700	248
10700-E	248
10720	249
10725	249
10732	249
10740	249
10820	249
10825	249
10832	249
10840	249
1093	225
1093L	225
1094	225
1094L	225
1190	225
1190L	225
1191	225
1191L	225
1192	225
1192L	225
12005	235
14100	48
14101	48
14102	48
14103	48
14104	48
14105	48
14106	48
14107	48
14108	48
14109	48
14110	48
14112	48
14113	237
14114	48
14116	48
14150	49
14151	49
14152	49
14153	49
14160	57
14208	58
14209	58
14210	58
14211	58
14216	58
14218	58
14219	58
14220	58
14222	58

ART. NO.	PAGE
14225	58
14230	58
14234	57
14238	57
14240	58
14250	242
14251	242
14252	58
14253	58
14253-A	58
14253-NPT	58
14254	57
14255	57
14256	57
14258	242
14260	242
14261	57
14300	49
14300-A	49
14310	49
14310-A	49
14315	49
14315-A	49
14350	57
14350-A	57
15500	54
15550	54
15600	23
15720	23
15863	56
15865	56
15867	56
15870	56
15897	45
15899	20
15950	56
15951	56
15952	56
16100	53
16100-RF	53
16110	53
16110-RF	53
16120	53
16120-RF	53
16130	53
16130-RF	53
16200	51
16201	51
16202	51
16202-A	51
16203	51
16204	51
16205	51
16205-A	51
16300	52
16300-RF	52
16301	52
16301-RF	52
16302	52
16302-RF	52
16305	52
16305-RF	52
16400	167
16400-RF	167
16405	167
16405-RF	167
16710	166
16850	56
2001.0148	94
2001.0153	94

ART. NO.	PAGE
2001.0166	128
2001.0218	93
2001.0219	95
2001.0220	95
2001.0221	95
2001.0229	93
200XX	229
210XX	230
211XX	231
21255EVO	241
22044	240
22044-V	240
22045-TF	240
22050	240
22050-TF	240
22050-V	240
22060	240
22060-V	240
22070	240
22070-TF	240
22070-V	240
22071	242
22071-07	242
22071FE	39
22072	242
22072FE	39
22073FE	39
22077	240
22077-V	240
22079	242
22080	243
22083	242
22095	243
22095UR	243
22100	168
22110	168
2261	228
2261F	228
2261F-NPT	228
2261M	228
2261M-NPT	228
2262	228
2262F	228
2262F-NPT	228
2262M	228
2262M-NPT	228
2263	228
2263F	228
2263F-NPT	228
2263M	228
2263M-NPT	228
2264	228
2264F	228
2264F-NPT	228
2264M	228
2264M-NPT	228
230XX	229
240XX	229
260XX	229
270XX	230
288XX	230
28971	168
2897XX	230
290XX	230
2973MID	14
2978MID	15
2979MID	16
30000	119
30001	119
30002	119

ART. NO.	PAGE
30003	119
30004	119
30005	119
30006	119
30007	119
30008	119
3105.0004	243
3105.0028	58
310XX	229
31190	241
31191	241
31193	241
31195	241
31221	40
31221OT	40
31221TEFLON	40
31231	29
31233	29
31233-130	29
31233TWDE	31
31234	29
31234TWDE	31
31235	30
31235-130	30
31235-A	30
31235TWDE	31
31236	64
31237	28
31237FVN	98
31238	28
31238	26
31239	30
31239TWDE	31
31240	30
31240-130	30
31240KIT	65
31240TWDE	32
31242	29
31242-130	29
31242-A	29
31242A-130	29
31242BR	39
31242PM	29
31243	30
31243-130	30
31243PM	30
31244	28
31244-L	28
31247	28
31247FE	98
31247-L	28
31248	28
31248FVN	98
31249	29
31250	30
31250	26
31250KIT	66
31250TWDE	31
31251	30
31251TWDE	32
31252	30
31254	33
31255	33
31255EVO	33
31256EVO	33
31256EVO-PM	33
31258	39
31260KIT	65
31262	33
31264	33

ART. NO.	PAGE
31266	32
31267	29
31268	30
31270KIT	66
31280	44
31280	44
31285	44
31285	44
31290	44
31295	44
31295	44
31310	97
31320KIT	97
31365	67
31370	68
31480	68
31481	68
316XX	229
31856	64
3206.0022	96
3206.0036	128
3206.0049	96
32100	36
32105	37
32110	35
32115	36
32121	37
32125	37
32126	36
32135	36
32140	35
32150	36
32155	35
32160	35
32200	38
32200-50	149
32210	38
32214	149
32215	149
32216	38
32217	38
32218	38
32219	38
32219-130	38
32219-180	38
32220	38
32220-70	149
32230	38
32240	44
32250	44
32260	44
33150	19
33200	19
33200	19
33250	19
33250	19
33250KIT	42
33300	19
33300	19
33300KIT	34
33301	19
33301KIT	42
33750	34
33800	42
33810	42
33820	42
33830	42
33840	42
33900KIT	136
33950	96

ART. NO.	PAGE
35236	64
35300	177
35300B	177
35400	177
35600	177
35810	191
35812	191
35815	191
35820	191
35856	64
36100	187
36150	186
36200	187
36200B	182
36212	185
36213	185
36215	182
36217	185
36218	185
36270	190
36271	190
36272	190
36300	186
36400	187
36425	183
36445	185
36470	179
36471	179
36472	179
36473	183
36475	183
36483	184
36484	184
36485	184
36800	182
37001	227
37002	227
37003	227
37004	227
37005	227
37114	178
37115	176
37115B	178
37118	178
37119	178
37120	176
37120B	178
37125	176
37125B	178
37130	178
37140	178
37141	186
37142	179
37143	183
37145	186
37146	187
37148	184
37150	182
37151	185
37153	178
37155	182
37156	184
37157	178
37158	179
37159	179
37160	182
37161	183
37162	183
37163	184
38100	189

ART. NO.	PAGE
38110	189
38115	189
38120	189
38120	189
38130	189
38150	188
38155	188
38160	188
38165	188
38180	188
38180	188
38190	188
38200	176
38210	176
38300	176
38310	177
38320	177
38330	177
38340	177
38350	186
38360	187
38361	187
38400	186
38500	220
38600	220
38700	221
38700M	221
39140	189
39400	192
39400	192
39410	192
39420	192
39500	182
39502	182
39505	183
39507	177
39508	177
39535	176
39600	176
39601	176
39602	182
39604	188
39605	179
39608	187
39700	222
39750	222
39750	222
400XX	229
40300	246
40302	246
40303	246
40305	246
40306	246
40360	246
40400	246
40420	246
40430	246
40434	246
40435	246
40436	246
40437	246
40450	61
40451	79
40452	79
40453	79
40602	245
40603	245
40604	245
40605	245
40610	236

ART. NO.	PAGE
40611	236
40612	245
40613	236
40614	245
40630	245
40636	245
420XX	231
4222	228
4222F	228
4222F-NPT	228
4222M	228
4222M-NPT	228
4223	228
4223N	228
4229	228
4229N	228
4231	228
4231N	228
4232	228
4232N	228
430XX	245
4351	263
4352	263
440XX	231
450XX	231
460XX	231
49540	262
49550	262
49551	262
49557	262
49650	39
49700	133
49710	76
49715	76
49716	76
49717	76
49718	74
49720	74
49721	61
49724	71
49724-A	71
49730	76
49740	77
49740CA	70
49750	77
49750CA	70
49750-SE	77
49760	75
49770	75
49780	78
49780-SP	78
49781	79
49782	79
49783	79
49784	79
49785	79
49786	79
49787	79
49790	78
49791	78
49795	80
49796	80
49797	80
49800	80
49801	108
49803	108
49804	79
49830-4	83
49830-5	83
49830-6	83

ART. NO.	PAGE
49830-7	83
49830-8	83
49840-1	82
49840-2	82
49840-3	82
49840-4	82
49840-5	82
49855-1	82
49855-2	82
49855-3	82
49855-4	82
49855-5	82
49855-6	82
49860-4	83
49860-5	83
49860-6	83
49860-7	83
49860-8	83
49865-4	83
49865-5	83
49865-6	83
49865-7	83
49865-8	83
49870-4	83
49870-5	83
49870-6	83
49870-7	83
49870-8	83
5000	250
5004	250
5005	250
5010	250
50105	235
50106	237
50107	236
50110	236
50111	236
50120	236
50121	236
50122	236
50123	235
50124	233
50125	232
50126	233
50127	234
50129	232
50130	237
50132	236
50133	236
50134	236
50135	237
50136	236
50138	237
50152	233
50155	234
50156	233
50157	234
50200	47
50210	47
50225	47
50226	47
50311	244
50315	244
50320	244
50400	46
50450	46
50458	46
50460	67
50500	251
50510	251

ART. NO.	PAGE
50601	61
50606	61
50607	61
50800	45
50806	45
50820	45
50821	140
50821-CL	140
50822	140
50822-CL	140
50823	140
50823-CL	140
50840	45
50846	46
50860	45
50860-SP	45
50870	45
50880	45
50924	70
50928	70
50960	63
50961	63
50962	63
50963	63
50964	63
50965	63
50966	63
50967	63
50968	63
50969	63
50970	63
50972	63
50973	63
50975	63
50976	63
50977	63
50978	63
50979	63
51100	109
5110004	109
5110008	109
5110025	109
51101	109
51102	109
51103	109
51104	62
51105	109
51106	62
51107	62
51111	151
51112	151
51113	159
51114	159
51115	159
51116	151
51117-12	153
51117-24	153
51119	159
51123	262
51240	62
51300	62
51301	62
51302	62
51303	62
51304	62
51340	62
51390	62
51390-F	62
52300	238
52400	238

ART. NO.	PAGE
52400-100	238
52404	239
52405	239
52406	239
52450	239
52460	238
52500	238
610XX	231
620XX	231
650XX	229
65420	39
65421	39
65492	148
65556	157
6882	237
6883	237
6884	237
6885	237
70020	164
70050	165
70070	163
70100	163
70120	164
70140	163
70145	163
70145-200	163
70250	24
70300	24
70400	24
70450	24
70495-12	153
70495-24	153
70497	153
70497-24	153
70499	157
70500	157
70501	157
70505-10	160
70505-20	160
70505-X	160
70506-10	160
70506-20	160
70506-5	160
70506-F	160
70506-X	160
70507-10	160
70507-20	160
70507-5	160
70507-X	160
70624	40
70625	40
70627	40
70628	40
70629	40
70648	40
70700	40
70710	40
70860	162
70870	41
70882	43
70884	43
70884-60HZ	43
70884KIT	43
70885	43
70885-60HZ	43
70886	43
70887	43
70894	41
70895	41
70896	41

ART. NO.	PAGE
70899	162
70950	128
70955	128
70960	128
70970	128
70975	128
70980	43
70981	43
71000	165
71000-P	165
71061	60
71063	60
71070	60
71075	60
71080	59
71080	59
71081	59
71085	59
71090	59
710XX	231
71300	168
71301	168
71315	168
71400	156
71400-F	156
71450	156
71451	223
71452	237
7145201	237
71453	223
71454	223
71455	156
71458	223
71459	39
71461	223
71476	155
71478	154
71479	155
71482	155
71487-12	153
71487-24	153
71490	156
71501	157
71504	157
71521	157
71525	157
71551	157
71552	157
716XX	231
71704	162
71706	162
71707	162
71711	162
71712	162
71720	158
71721	158
71723	158
71724	159
71725	159
71900	154
71901	154
71902	154
72004	78
72005	78
72101	38
72310	166
72730	55
72730-G	158
72735	55
72735-G	158

ART. NO.	PAGE
72740	55
72745	55
73500	25
740XX	229
74560	242
74561	242
74562	168
76500	92
76500-915	92
76868	92
76868-915	93
76869	93
76869-915	93
770XX	229
780XX	229
80250	137
80250-335	137
80250-360	137
80250LQ	137
80400	142
80512	148
80520	148
80530	148
80560	148
80580	148
80590	149
80590-50	149
80600	142
80610	148
80612	148
80628-Ø40	148
80628-VU	148
80629	148
80630	148
80631	148
80634-Ø40	148
80634-VU	148
80684-VU	148
80690	149
80690-50	149
80722	263
80723	263
80726	127
80782	263
80783	263
80785	263
80791	132
80793	69
80794	69
80795	263
80798	71
80799	71
80800-400	141
80800-600	141
80850	135
80850-200	134
80850-30	134
80850-60	134
80850-EL	135
80850-SP	134
80900	141
80900-400	141
80900-C	141
80904	142
80905	142
80905-C	142
80950	141
80955	142
810XX	229
81710	117

ART. NO.	PAGE
81715	117
81720	117
81725	116
81730	116
81735	118
81736	118
81737	118
81738	118
81739	118
81740	117
81745	118
81746	118
81747	118
81748	118
81749	118
81755	118
81765	118
81800	149
81815	129
81817	129
81818	129
81818-P	112
81819	113
81819TWDE	114
81820	112
81821	113
81821TWDE	114
81822	111
81840	130
81840-E	130
81850	149
81860	112
81861	113
81861TWDE	114
81862	111
81880	112
81881	113
81881TWDE	114
81883	111
81886	111
81886-20	111
81886-60	111
81887	111
81887-20	111
81887-60	111
81888	115
81889	115
81900	133
81900	133
81905	133
81905	133
81920	131
81921	130
81940	132
81960	131
820XX	229
83001	127
830XX	229
83300	125
83300-20	125
83300-60	125
83350	125
83350-20	125
83350-60	125
83390	126
83390-20	126
83390-60	126
83395	126
83395-20	126
83395-60	126

ART. NO.	PAGE
83400	121
83400-20	121
83400-60	121
83450	121
83450-20	121
83450-60	121
83600	123
83600-20	123
83600-60	123
83650	123
83650-20	123
83650-60	123
83800	127
83800-60	127
83950	122
83955	124
83960	124
84000	138
84008	138
84050	138
850XX	229
860XX	229
88200	143
88201	143
88310	143
88400	139
88410	143
88415	143
88416	143
88420	143
88440	144
88441	144
88442	143
88443	144
88444	144
88445	144
88446	144
88447	144
88448	144
88450	144
88451	144
88452	144
88454	144
88456	143
88460	144
88500	139
88510	139
88700	143
88910	260
88910 + 90022	260
89300	146
89300-RF	146
89350	146
89350-RF	146
89351	147
89351-RF	147
89352	147
89352-RF	147
89360	146
89360-RF	146
89370	147
89370-RF	147
89375	147
89375-RF	147
90001	105
90002	256
90006	105
90018	100
90020	99
90022	99

ART. NO.	PAGE
90030	99
90050	102
90053	102
90060	224
90061	224
90079	103
90080	101
90081	103
90083	98
90088	98
90089	104
90090	104
90095	101
90096	100
90100	106
90110	106
90110-110	106
90120	106
90120-110	106
90122	107
90122-110	107
90124	107
90127	107
90205	108
90206	108
90207	108
90207-20	108
90208	108
90226	108
90292	108
90293	108
92000	258
92050	258
92100	258
92111	256
92111-T	256
92112	255
92113	255
92114	255
92117	261
92117KIT	261
92118KIT	261
92118-P	261
92119	255
92120	255
92121	256
92122	257
92122-C	257
92123	257
92123-C	257
92124	257
92124-C	257
92125	257
92126	257
92127	257
92129	260
92130	260
92200	258
92250	258
92500	259
92510	259
92550	259
930XX	230
940XX	230
950XX	230
98208	72
98210	72
98211	73
98211KIT	73
98212	72

ART. NO.	PAGE
98213	73
98213KIT	73
98250	72
9901	228
9901N	228
9902	228
9902N	228
9903	228
9903N	228
9904N	228
9905	228
9905N	228
9906	228
9906N	228
9907	228
9907N	228
9908	228
9908N	228
9909	228
9909N	228
9910	228
9910N	228
9911	228
9911N	228
9912	228
9912N	228
9915	228
9915N	228
9916A	228
9916N	228
9917	228
9917N	228
9919	228
9919N	228
9920	228
9920N	228
9924	228
9924N	228
9925	228
9927	228
9927N	228
9928A	228
9928N	228
9939A	228
9939N	228
9942	225
9942L	225
9943	225
9943L	225
9945	225
9946	225
9947	225
9950	225
9951	223
9951-NPT	227
9951-RF	223
9952	223
9952-NPT	227
9954	227
9956	227
9957	223
9960K	224
9960K-400	227
9961	224
9962	224
9962-600TF	227
9962N	227
9962-ST	227
9964	224
9964-400	227

ART. NO.	PAGE
9964-NPT	227
9966T.F	224
9967	224
9968	224
9970	224
9970F	227
9970-NPT	227
9974	227
9975	225
9975L	225
9976	225
9976L	225
9977	227
9978	227
9979	227
9981	224
9981F	227
9981N	227
9981NPT	227
9981-STM	227
9984	227
9987	224
9988	227
9989	227
9993	225
9993L	225
9995	227
9996	224
9997	224
9998	225
9998L	225
9999	228
9999N	228
AF4213150	197
AF4213151	197
AF4213200	197
AF4213250	197
AF4219151	197
AF4219200	197
AF4219250	197
AF4226151	197
AF4226201	197
AF5213200	198
AF5213201	198
AF5213250	198
AF5219201	198
AF521925H501	198
AF522625H501	198
AF5313200	199
AF5313201	199
AF5313350	199
AF5319201	199
AF5319350	199
AF5319351	199
AF5326350	199
AF5326351	199
ASGF4213150	201
ASGF4213151	201
ASGF4213200	201
ASGF4213250	201
ASGF4219151	201
ASGF4219200	201
ASGF4219250	201
ASGF4226151	201
ASGF4226201	201
ASGF5213200	202
ASGF5213201	202
ASGF5213250	202
ASGF5219201	202
ASGF521925H501	202

ART. NO.	PAGE
ASGF522625H501	202
ASGF5313200	203
ASGF5313201	203
ASGF5313350	203
ASGF5319201	203
ASGF5319350	203
ASGF5319351	203
ASGF5326350	203
ASGF5326351	203
ASGX4213150	201
ASGX4213151	201
ASGX4213200	201
ASGX4213250	201
ASGX4219151	201
ASGX4219200	201
ASGX4219250	201
ASGX4226151	201
ASGX4226201	201
ASGX5213200	202
ASGX5213201	202
ASGX5213250	202
ASGX5219201	202
ASGX521925H501	202
ASGX522625H501	202
ASGX5313200	203
ASGX5313201	203
ASGX5313350	203
ASGX5319201	203
ASGX5319350	203
ASGX5319351	203
ASGX5326350	203
ASGX5326351	203
AX4213150	197
AX4213151	197
AX4213200	197
AX4213250	197
AX4219151	197
AX4219200	197
AX4219250	197
AX4226151	197
AX4226201	197
AX5213200	198
AX5213201	198
AX5213250	198
AX5219201	198
AX521925H501	198
AX522625H501	198
AX5313200	199
AX5313201	199
AX5313350	199
AX5319201	199
AX5319350	199
AX5319351	199
AX5326350	199
AX5326351	199
DOSAMIX 5000	250
GF1252190	215
GF1252191	215
GF1252260	215
GF1252261	215
GF1263260	215
GF1263261	215
GF1263262	215
GF1263263	215
GF2352190	215
GF2352191	215
GF2352260	215
GF2352261	215
GF2363260	215
GF2363261	215

ART. NO.	PAGE
GF2363262	215
GF2363263	215
GF2452190	215
GF2452191	215
GF2452260	215
GF2452261	215
GF2463260	215
GF2463261	215
GF2463262	215
GF2463263	215
GFSGA52190	215
GFSGA52191	215
GFSGA52260	215
GFSGA52261	215
GFSGA63260	215
GFSGA63261	215
GFSGA63262	215
GFSGA63263	215
GP SYSTEM 20	92
GX1252190	215
GX1252191	215
GX1252260	215
GX1252261	215
GX1263260	215
GX1263261	215
GX1263262	215
GX1263263	215
GX2352190	215
GX2352191	215
GX2352260	215
GX2352261	215
GX2363260	215
GX2363261	215
GX2363262	215
GX2363263	215
GX2452190	215
GX2452191	215
GX2452260	215
GX2452261	215
GX2463260	215
GX2463261	215
GX2463262	215
GX2463263	215
GXSGA52190	215
GXSGA52191	215
GXSGA52260	215
GXSGA52261	215
GXSGA63260	215
GXSGA63261	215
GXSGA63262	215
GXSGA63263	215
OEF42400	209
OEF42401	209
OEF53400	209
OEF53401	209
OEX42400	209
OEX42401	209
OEX53400	209
OEX53401	209
OF42130	205
OF42131	205
OF42190	205
OF42191	205
OF42260	205
OF42261	205
OF52130	206
OF52131	206
OF52191	206
OF52261	206
OPF42260	208

ART. NO.	PAGE
OPF42261	208
OPF52190	208
OPF52191	208
OPF52260	208
OPF52261	208
OPSGF42260	208
OPSGF42261	208
OPSGF52190	208
OPSGF52191	208
OPSGF52260	208
OPSGF52261	208
OPSGX42260	208
OPSGX42261	208
OPSGX52190	208
OPSGX52191	208
OPSGX52260	208
OPSGX52261	208
OPX42260	208
OPX42261	208
OPX52190	208
OPX52191	208
OPX52260	208
OPX52261	208
OSGF42130	205
OSGF42131	205
OSGF42190	205
OSGF42191	205
OSGF42260	205
OSGF42261	205
OSGF52130	206
OSGF52131	206
OSGF52191	206
OSGF52261	206
OSGX42130	205
OSGX42131	205
OSGX42190	205
OSGX42191	205
OSGX42260	205
OSGX42261	205
OSGX52191	206
OSGX52261	206
OX42130	205
OX42131	205
OX42190	205
OX42191	205
OX42260	205
OX42261	205
OX52130	206
OX52131	206
OX52191	206
OX52261	206
QB8 SYSTEM	92
SCF1242130	211
SCF1242131	211
SCF2442130	211
SCF2442131	211
SCX1242130	211
SCX1242131	211
SCX2442130	211
SCX2442131	211
SF1242130	212
SF1242131	212
SF1242190	212
SF1242191	212
SF1242260	212
SF1242261	212
SF1252130	213
SF1252131	213
SF1252190	213
SF1252191	213

ART. NO.	PAGE
SF2442130	212
SF2442131	212
SF2442190	212
SF2442191	212
SF2442260	212
SF2442261	212
SF2452130	213
SF2452131	213
SF2452190	213
SF2452191	213
SFID42130	212
SFID42131	212
SFID42190	212
SFID42191	212
SFID42260	212
SFID42261	212
SFID52130	213
SFID52131	213
SFID52190	213
SFID52191	213
SFID52260	213
SFPN42130	212
SFPN42131	212
SFPN42190	212
SFPN42191	212
SFPN42260	212
SFPN42261	212
SFPN52130	213
SFPN52131	213
SFPN52190	213
SFPN52191	213
SJ9004	223
SJ9005	223
SJ9006	223
SJ9007	223
SJ9009	223
SJL04	223
SX1242130	212
SX1242131	212
SX1242190	212
SX1242191	212
SX1242260	212
SX1242261	212
SX1252130	213
SX1252131	213
SX1252190	213
SX1252191	213
SX2442130	212
SX2442131	212
SX2442190	212
SX2442191	212
SX2442260	212
SX2442261	212
SX2452130	213
SX2452131	213
SX2452190	213
SX2452191	213
SXID42130	212
SXID42131	212
SXID42190	212
SXID42191	212
SXID42260	212
SXID42261	212
SXID52130	213
SXID52131	213
SXID52190	213
SXID52191	213
SXID52260	213
SXPN42130	212
SXPN42131	212

ART. NO.	PAGE
SXPN42190	212
SXPN42191	212
SXPN42260	212
SXPN42261	212
SXPN52130	213
SXPN52131	213
SXPN52190	213
SXPN52191	213
TF1252400	218
TF1252401	218
TF1253400	218
TF1253401	218
TF1253402	218
TF1253403	218
TF1262401	219
TF1263401	219
TF1263402	219
TF1263403	219
TF1263601	219
TF1263602	219
TF1263603	219
TF2352400	218
TF2352401	218
TF2353400	218
TF2353401	218
TF2353402	218
TF2353403	218
TF2362401	219
TF2363401	219
TF2363402	219
TF2363403	219
TF2363601	219
TF2363602	219
TF2363603	219
TF2452400	218
TF2452401	218
TF2453400	218
TF2453401	218
TF2453402	218
TF2453403	218
TF2462401	219
TF2463401	219
TF2463402	219
TF2463403	219
TF2463601	219
TF2463602	219
TF2463603	219
TF6340202	216
TF6340203	216
TF6340351	216
TFSGA52400	218
TFSGA52401	218
TFSGA53400	218
TFSGA53401	218
TFSGA53402	218
TFSGA53403	218
TFSGA62401	219
TFSGA63401	219
TFSGA63402	219
TFSGA63403	219
TFSGA63601	219
TFSGA63602	219
TFSGA63603	219
TX1252400	218
TX1252401	218
TX1253400	218
TX1253401	218
TX1253402	218
TX1253403	218
TX1262401	219

ART. NO.	PAGE
TX1263401	219
TX1263402	219
TX1263403	219
TX1263601	219
TX1263602	219
TX1263603	219
TX2352400	218
TX2352401	218
TX2353400	218
TX2353401	218
TX2353402	218
TX2353403	218
TX2362401	219
TX2363401	219
TX2363402	219
TX2363403	219
TX2363601	219
TX2363602	219
TX2363603	219
TX2452400	218
TX2452401	218
TX2453400	218
TX2453401	218
TX2453402	218
TX2453403	218
TX2462401	219
TX2463401	219
TX2463402	219
TX2463403	219
TX2463601	219
TX2463602	219
TX2463603	219
TX6340202	216
TX6340203	216
TX6340351	216
TXSGA52400	218
TXSGA52401	218
TXSGA53400	218
TXSGA53401	218
TXSGA53402	218
TXSGA53403	218
TXSGA62401	219
TXSGA63401	219
TXSGA63402	219
TXSGA63403	219
TXSGA63601	219
TXSGA63602	219
TXSGA63603	219

"For us, innovation means exploring new fields of technology, investing time, resources and anticipating market demands to satisfy our customers' needs."

Our MID certified systems and instruments (according to Directive 2014/32/EU), allow us to protect the consumer and the market by certifying and guaranteeing commercial transactions with legal value.

Translation conformal to original text in Italian. In case of any discrepancies, the Italian version shall prevail

kiwa

CERTIFICATE

Reg. No.	MID 238_B_1	Revision	01
First issuance	2023-06-13	Last modification	2024-04-24
Expiry	2033-06-12		
Page	1 / 1		

EU-Type examination certificate (Module B)

We certify that, on the basis of tests and assessment carried out, the following measuring instruments of the Organization:

FLEXBIMEC INTERNATIONAL S.r.l.

Sede legale
via Roma, 26 – 42020 Albinea (RE) – Italy

are in compliance with the applicable requirements, listed below, of D.Lgs. No. 22 dated 2 February 2007, as modified by D.Lgs. No. 84 dated 19 May 2016, that transponds Directive 2014/32/EU in Italy, according to Annex II Module B.

With this Certificate, permission is given to attach the number of this Certificate to the instruments that have been manufactured in compliance with the details reported in the technical sheet annexed.

Measuring instrument:
Measuring system for continuous and dynamic measurement of lubricating oils and of hydraulic oils

Type:
MID Oil System

Applicable essential requirements:
Annex I (essential requirements) / Annex VII MI-005 (specific requirements)

This certificate is subject to Kiwa Cermet Italia regulations and it is valid only for the above-mentioned measuring instruments. Therein characteristics and approval conditions are set out in the Technical Sheet which is an integrating part of this certificate. The compliance with any other applicable directive is under responsibility of the manufacturer.
This certificate withdraws and replaces the document: MID238_B_1 rev. 00
This certificate cannot be reproduced, if not in its integral form.

Industry Division Manager
Maurizio Lorenzon

Digitally signed by: LORENZON MAURIZIO
Date: 24/04/2024 17:30:44

Kiwa Cermet Italia S.p.A.
Società con socio unico, soggetta all'attività di direzione e coordinamento di Kiwa Italia Holding Srl
Via Cadriano, 23
40057 Granarolo dell'Emilia (BO)
Tel +39 051 459.3.111
Fax +39 051 763.382
E-mail: info@kiwacermet.it
www.kiwa.it

Organismo Notificato n. 0476
Notified Body nr. 0476

ACCREDIA

CERMET

Translation conformal to original text in Italian. In case of any discrepancies, the Italian version shall prevail

kiwa

CERTIFICATE

Reg. No.	MID 89_D_1	Valid since	2024-11-27
First issue	2016-03-29	Last modification	2024-11-27
Expiry	2027-12-17		

Quality Assurance System Certificate (Module D)

We certify that, on the basis of audit carried out, the Quality Assurance System of the production process of the Organization:

FLEXBIMEC INTERNATIONAL S.r.l.

Registered Headquarters
via Roma, 26/B – 42020 Albinea (RE) – Italy
Operative site
c/o OMPI S.r.l. – Via Borselino, 21 – fraz. Borzano – 42020 Albinea (RE) – Italy

is in compliance with the applicable requirements of D.Lgs. No. 22 dated 2 February 2007, as modified by D.Lgs. No. 84 dated 19 May 2016, that transponds Directive 2014/32/EU in Italy, according to Annex II ModuleD

Measuring instruments:
Measuring systems for the continuous and dynamic measurement of quantities of liquids other than water
Refer to Annex I for details

EU-Type examination certificate	Issued by
MID 89_B_1 rev. 02	Kiwa Cermet Italia (0476)
MID 89_B_2 rev. 04	Kiwa Cermet Italia (0476)
MID 156_B_1 rev. 02	Kiwa Cermet Italia (0476)
MID 238_B_1 rev. 01	Kiwa Cermet Italia (0476)

Applicable essential requirements:
Annex I (Essential requirements) / Annex VII MI-005 (Specific requirements)

This Certificate is subject to Kiwa Cermet Italia regulations and it is valid only for the above mentioned measuring instruments under surveillance. The types of instruments included in this Certificate are specified in Annex I, which is an integral part of this Certificate
This Certificate cannot be reproduced, if not in its integral form.
This Certificate is formed by 1 page.

Industry Division Manager
Maurizio Lorenzon

Digitally signed by: LORENZON MAURIZIO
Date: 29/11/2024 09:21:50

Kiwa Cermet Italia S.p.A.
Società con socio unico, soggetta all'attività di direzione e coordinamento di Kiwa Italia Holding Srl
Via Cadriano, 23
40057 Granarolo dell'Emilia (BO)
Tel +39 051 459.3.111
Fax +39 051 763.382
E-mail: info@kiwacermet.it
www.kiwa.it

Organismo Notificato n. 0476
Notified Body nr. 0476

ACCREDIA

CERMET

OMPI provides a document to describe the design and certification evolution that has taken place from 2016 to today, regarding MID certified equipment, according to directive 2014/32/EU.

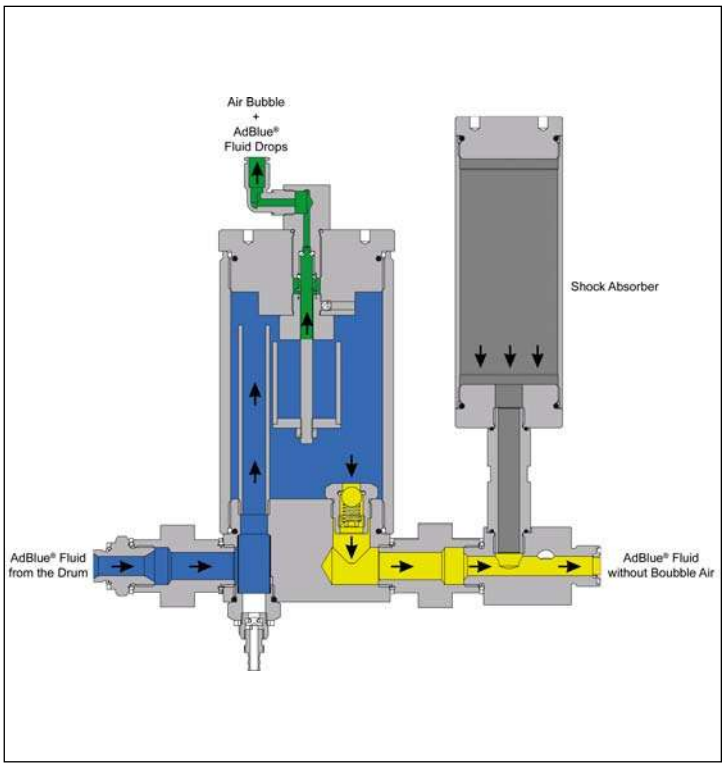

DIRECTIVE 2014/32/UE

Measuring Instruments Directive applies to metric instruments for legal measurement.
The purpose of the directive is to protect the consumer and the market.

DIRECTIVE IMPLEMENTATION IN ITALY
LEGISLATIVE DECREE 19 May 2016, n. 84 Implementation of Directive 2014/32/EU concerning the harmonisation of legislation.

Definitions according to DIR 2014/32/UE MID (Italian implementation of DLGS 19 May 2016, n. 84):

- **«Measuring instrument»** An instrument intended to continuously measure, store and display, under measuring conditions, the quantity of liquid passing through the measuring transducer in a closed, fully loaded conduit.

- **«Measuring system»** A system that includes the flow meter itself and all devices necessary to ensure correct measurement or intended to facilitate measuring operations.

- **Putting into use»**: means the first use of a measuring instrument intended for the end-user for the purposes for which it was intended;

- **«Manufacturer»**: means any natural or legal person who manufactures a measuring instrument or has a measuring instrument designed or manufactured, and markets that measuring instrument under his name or trade mark or puts it into use for his own purposes;

- **«Authorised representative»**: means any natural or legal person established within the Union who has received a written mandate from a manufacturer to act on his behalf in relation to specified tasks;

Definitions according to DIR 2014/32/UE MID (Italian implementation of DLGS 19 May 2016, n. 84):

- **«Distributor»**: means any natural or legal person in the supply chain, other than the manufacturer or the importer, who makes a measuring instrument available on the market;

- **«CE marking»**: means a marking by which the manufacturer indicates that the measuring instrument is in conformity with the applicable requirements set out in Union harmonisation legislation providing for its affixing.

Definitions according to Ministerial Decree 93/2017

- **«Legal measurement function»**, means a measure-

ment function justified by reasons of public interest, public health, public safety, public order, environmental protection, consumer protection, imposition of taxes and duties and fair commercial transactions;

- **«Instrument owner»**, means the natural or legal person who owns the measuring instrument or who otherwise has responsibility for the measuring activity;

- **«Seals»**, the protective seals, including electronic ones, applied to instruments to guarantee their integrity by notified bodies and manufacturers, when verifying conformity, and by periodic verification bodies that have submitted a certified notification of commencement of activity to Unioncamere and by the Chambers themselves and by other bodies authorised to carry out verifications during the transitional period referred to in Article 18 and previously.

MID

- With reference to the national and European legal requirements to which measuring instruments used for commercial transactions are subject or as better defined by the reference regulations;

- ***The instruments used for legal measurement functions,*** **OMPI** with the aim of supporting its partners so that they do not incur administrative sanctions or even criminal proceedings, would like to clarify the following.

- **OMPI** has been selling measuring instruments with legal functions for several years (first certificate in 2016) and for different types of liquids (oils, Urea, coolant, etc.).

- In developing its products, **it initially developed specific meters** for different types of liquids and some **essential components** of the measuring systems (air elimination devices, flow regulators, pumps, valves, etc.) and subsequently made **complete measuring systems** available on the market.

- In both cases (instruments or measurement systems) it has submitted them to the delicate approval process at a recognized international body, obtaining the relevant certifications **(MID Module B)** and which, thanks to a further company certification **(MID Module D),** is able to market in compliance with all that is provided by European regulations.

- As specified in the introduction, in order to support its partners and especially the users of these instruments, it is important to specify that the latter have different obligations that vary substantially depending on the type of installation planned.

- The first important distinction is related to the use of a **"system" certified and marked at the origin**

by the manufacturer or of a system containing "components" certified at the origin but which CANNOT be certified as a whole given the impossibility of the manufacturer to know many of the necessary aspects, not least the set of components as well as compliance with the operating conditions and much more.

- In the latter case, it is therefore essential that the user requests the intervention of a recognised notified body to carry out further tests and certify their suitability before putting them in function.

- OMPI will provide all the necessary support for the certification of the system including the certification of the essential components supplied. This type of conformity assessment is provided by ***Annex II of the MID Directive according to Module G*** and in this specific case the manufacturer would no longer be OMPI but rather the one who created the system and prepared everything necessary for the definition of the certification practice.

- In the first case, however, OMPI (provider of the complete system), thanks to theprovisions of the MID directive in terms of ***Conformity assessment according to Annex II of the MID Directive***

- ***Module B + D,*** is able to provide all the documentation necessary so that the user can proceed directly to commissioning the instrument.

- Please note that the latter (commissioning) may have significant differences depending on the EU Member State in which it takes place.

- In Italy, it is necessary to refer to the provisions **of the competent Chambers of Commerce**, which require a written communication accompanied by the personal data of the instrument and references to the place of use.

- Note: Even in the simple case in which this is changed, that is, the instrument is transferred to another location, it is necessary to communicate the change to the respective chambers of commerce of competence (Art. 13. DM 93).

- Finally, given the user's responsibilities, article 8 of Ministerial Decree 93 is reported in full, which defines the obligations in relation to the maintenance of the instrument after it has been put into service.

OBLIGATIONS OF OWNERS OF END USER INSTRUMENTS

- 1. Owners of measuring instruments subject to the obligation of periodic verification:

a) **communicate within 30 days to the Chamber of Commerce** of the district in which the instrument is in service the date of start of use of the instruments and the date of end of use and other elements referred to in Article 9, paragraph 2;

b) maintain the integrity of the mark affixed during periodic verification, as well as any other mark, seal, including electronic ones, or protection element;

c) they ensure the integrity of the temporary seals applied by the repairer;

d) they keep the metrological booklet and any other required documentation;

e) they ensure the correct functioning of their instruments and do not use them when they are clearly defective or unreliable from a metrological point of view

- 2. The obligations referred to paragraph 1, letters b), c), d) and e), are excluded in the event of unforeseeable episodes or events over which there is no effective control according to normal criteria of diligence.

MID INSTRUMENTS

First registered certificate 21/03/2016

EU TYPE EXAMINATION CERTIFICATE	NB	MODEL	CATEGORY
MID 89_B_1 rev. 02	0476 KIWA	MID Oil Counter 15899	Lubricating and hydraulic oil meter
MID 89_B_2 rev. 04	0476 KIWA	MIDBlue Counter 15600	Meter for water-based industrial fluids such as Urea/AUS32, antifreeze, windshield washer fluid
MID 156_B_1 rev. 02	0476 KIWA	MID Blue System (Art. 73060, 73500, 70450, 70300, 70250)	Measuring system for water-based industrial fluids (Urea/AUS32, antifreeze, windshield washer fluid)
MID 238_B_1 rev. 01	0476 KIWA	MID Oil System (Art. 2973MID, 2978MID e 2979MID)	Measuring system for lubricating and hydraulic oils

NOTIFIED BODY

Kiwa Cermet S.p.A.
Company with sole shareholder, subject to the management and coordination of Kiwa Italia Holding Srl

PNEUMATIC MID OIL SYSTEM: 2973MID



The Kit must be composed of the following elements:

Ⓐ Pump
+
Ⓑ Air elimination device
+
Ⓒ MID certified flow meter gun
+
Ⓓ Connections
=

Art.no. **2973MID**

PUMPS TO CHOOSE FROM:

Ⓐ

Art.no. **31233**
Compression ratio 3:1
(See pag. 29)

Art.no. **31235**
Compression ratio 3:1
(See pag. 30)

Art.no. **31255EVO**
Compression ratio 6:1
(See pag. 33)

Art.no. **31243**
Compression ratio 5:1
(See pag. 30)

Art.no. **31242**
Compression ratio 3:1
(See pag. 29)

Art.no. **31256EVO**
Compression ratio 6:1
(See pag. 33)

DEGASSERS TO CHOOSE FROM:

Ⓑ



Art.no. **33300**

Art.no. **33200**
With automatic stop

Ⓒ

Art.no. **15899**
(See pag. 20)

CHOICE OF CONNECTIONS

Ⓓ

Ø 1/2" hoses up to a maximum suggested length of 30 m (see pag. 17)

(The request for larger sizes will be evaluated at the offer stage).

NO FINAL CERTIFICATION REQUIRED ACCORDING TO MODULE G

ELECTRIC MID OIL SYSTEM (230VAC): 2978MID



The Kit must be composed of the followingelements:

Ⓐ Pump
+
Ⓑ Air elimination device
+
Ⓒ MID certified flow meter gun
+
Ⓓ Connections
=

Art.no. **2978MID**

Ⓐ PUMP

Art.no. **70894**

Ⓑ DEGASSERS TO CHOOSE FROM:

Art.no. **33250**
with automatic stop

Art.no. **33301**

Ⓒ

Art.no. **15899**
(See pag. 20)

Ⓓ CHOICE OF CONNECTIONS

Ø 1/2" hoses up to a maximum suggested length of 30 m (see pag. 17)

(The request for larger sizes will be evaluated at the offer stage).

NO FINAL CERTIFICATION REQUIRED ACCORDING TO MODULE G

ELECTRIC MID OIL SYSTEM (12/24VDC): 2979MID

The Kit must be composed of the following elements:

A Pump
+
B Air elimination device
+
C MID certified flow meter gun
+
D Connections
=

Art.no. **2979MID**

A PUMPS TO CHOOSE FROM:



Art.no. **70700**
12 VDC

Art.no. **70710**
24 VDC

B DEGASSERS TO CHOOSE FROM:

Art.no. **33250**
With automatic stop

Art.no. **33301**

C

Art.no. **15899**
(See pag. 20)

D CHOICE OF CONNECTIONS

Ø 1/2" hoses up to a maximum suggested length of 10 m (see page 17)

(The request for larger sizes will be evaluated at the offer stage).

NO FINAL CERTIFICATION REQUIRED ACCORDING TO MODULE G

D

CONNECTION TYPES

Art.no.	Nominal diameter	Internal diameter	External diameter	Working pressure	Burst pressure	Min bending radius	Working temperature (min/max)	Length
31003	1/2"	12.7 mm	20.6 mm	160 bar	640 bar	180 mm	-40/+100°C	3 m
31005								5 m

Art.no. **37115B**
(See pag. 178)

Art.no. **36471**
(See pag. 179)

Art.no. **37115**
(See pag. 176)

Art.no. **AF4219200**
(See pag. 197)

Hose reel hoses examples

Art.no.	Nominal diameter	Internal diameter	External diameter	Working pressure	Burst pressure	Min bending radius	Working temperature (min/max)	Length
31010	1/2"	12.7 mm	20.6 mm	160 bar	640 bar	180 mm	-40/+100°C	10 m
31015								15 m
31020								20 m
31025								25 m
31030								30 m

ACCESSORIES

Art.no. **80785**

Art.no. **80792**

Art.no. **49710**

Art.no. **49730**

CONFIGURATIONS EXAMPLES

CONTACT OUR SALES OFFICES FOR THE MOST SUITABLE CONFIGURATION FOR YOUR SPECIFIC CUSTOMIZATION NEEDS.

EUROPEAN PATENT
19162312.3-1101
102018000003982

Patented automatic devices for discharging air that may be present in the oil distribution circuit with pump block with empty drum (Art.no. 33200 and 33250) or without pump block (Art.no. 33300 and 33301); complete with pressure gauge for monitoring the circuit pressure and non-return valve.

Connected to the pump outlet, they allow the elimination of air inside the circuit itself and the pressure peaks resulting from the operation of the pneumatic pumps, thus ensuring a constant oil flow.

Art.no. **33300**

Art.no. **33300**

Air elimination device suitable for pneumatic pumps.

Art.no. **33200**

Art.no. **33200**

Air elimination device suitable for pneumatic pumps with pump stop at empty tank.

Art.no. **33250**

Air elimination device suitable for 230 V electric pumps with pump stop at empty tank.

Art.no. **33250**

Art.no. **33301**

Art.no. **33301**

Air elimination device suitable for 230 V electric pumps.

Art.no. **33150**

Art.no. **33150**

Pulse damper device for pneumatic pumps ratio 1:1 and 3:1. Connected to the pump outlet it eliminates pressure peaks, thus ensuring a constant oil flow.

Art. no.	Material	Flow rate	Working pressure	Connections IN – OUT	Discharge connection	Weight	Dimensions (WxDxH) (mm)
33300	Brass / Aluminium	0.5 - 10 l/min	1 - 20 bar	1/2" BSP (F - M)	3/4" BSP (M)	3 kg	190x110x310
33200						4 kg	190x110x370
33250						4 kg	190x110x360
33150	Brass / Aluminium	-			-	1 kg	60x55x230

MID CERTIFIED DIGITAL FLOW METERS FOR LUBRICANT FLUIDS

The **European Directive 2014/32/EU,** better known as Directive **MID** (Measuring Instruments Directive), is a community norm responding to reasons of public interest, safety and order, protection of the environment and the consumer, of levying taxes and duties and of fair trading. All these points affect directly and indirectly the daily life of citizens in many ways and require certified measuring systems subject to fiscal verification.

The **MID MI-005** involves measuring systems for continous and dynamic measurement of quantities of liquids other than water, particularly lubricant oils.
The OMPI oil flow meter series **MID MI-005** complies with metrological standards and requirements concerning accuracy as defined in the a.m. Directive and can be used therefore as approved meters also in fiscal transactions.

Art.no. **15899**

Electronic oval gears flow meter for oil, approved for fiscal transactions according to **MID Directive 2014/32/EU**, with rubber protection guard, control gun, 1/2" BSP (M) inlet swivel, fluid flow transparent control tube and automatic anti drip nozzle.

RATED OPERATING CONDITIONS	
Type of fluid	Lubricant oils
Flow rate range	Qmin 0.5 L/min ÷ Qmax 10 L/min
Minimum measurable quantity (MMQ)	0.5 l
Accuracy class	0.5
Working temperature	+ 5°C / + 40°C
Working pressure	1 – 20 bar
Display division	0.005 l
Mechanical environment class	M1
Electromagnetic environment class	E2
Checksum code	cksum E57E
Protection class	IP 64
Underlying CE directives	2004/108/CE 2006/95/CE
Underlying CE norms	CEI EN 61000-4-2 CEI EN 61000-4-2 A1 CEI EN 61000-4-2 A2 CEI EN 61000-4-3
Single operations data storing capacity	2000 data record
Composition of storable single operations data	• Serial number of single dispense • Year of dispense • Month and day of dispense • Time of dispense • Dispensed quantity of single operation • Absolute total of dispensed quantities

Conformity assessment Art. 17 modules **B+D**

Type Approval certificate MID 89_B_1 - rev. 01

MID OIL SYSTEM: MULTI-DROP

Multi-drop systems have a main booster pump that feeds a hydraulic circuit formed by multiple delivery points in series. The systems contain components certified at the origin suitable for the management and monitoring of fluids in automotive workshops. It is customized according to the customer's needs and it is not necessary to request certification. They can be installed on existing centralized systems even if not certified.
The intervention of our technicians is required for an on-site assessment of the system.

EXAMPLES OF HYDRAULIC DIAGRAM

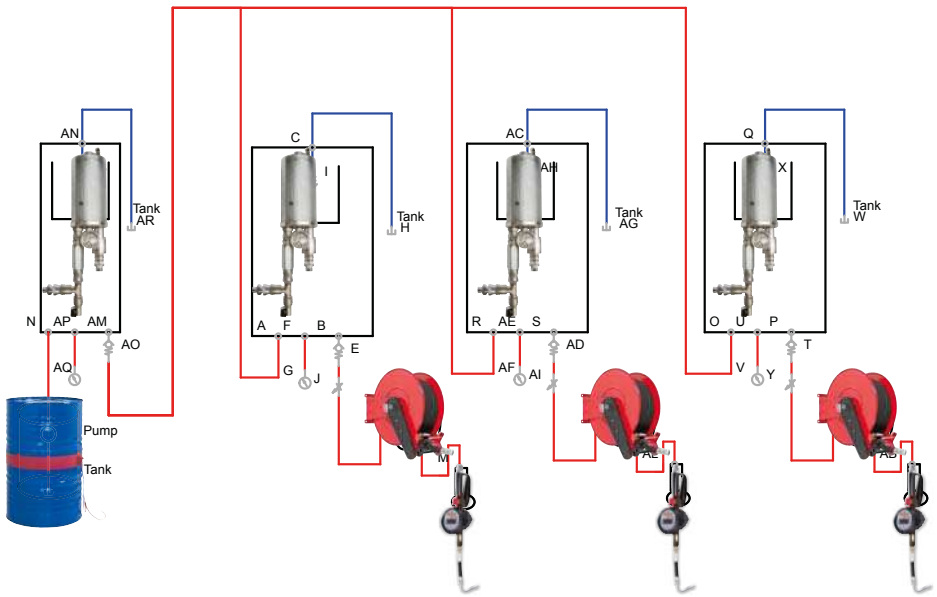

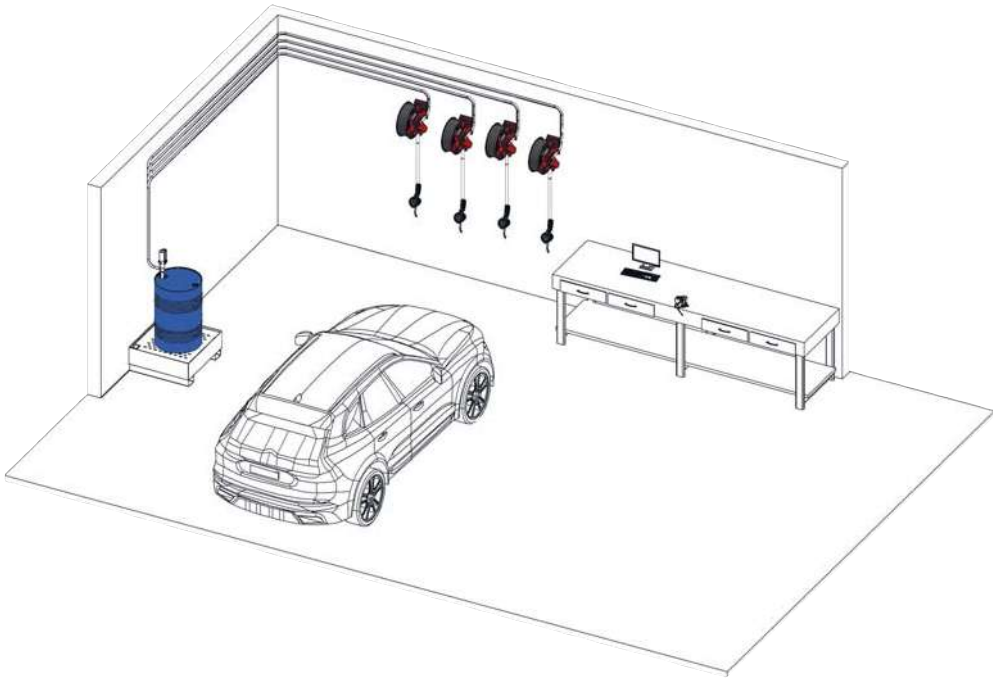

Flow rate:
Minimum flow rate: 0.5 Liters/min
Maximum flow rate: 10 Liters/min

Pressure:
- Minimum operating pressure at the delivery gun: 1 bar (carrier fluid pressure)
- Maximum operating pressure at the delivery gun: 20 bar (carrier fluid pressure)
- Maximum operating pressure at suction at the air elimination device: 40 bar (carrier fluid pressure)

MID UREA SYSTEMS

Reg. No **MID 156_B_1**

First release **2019-08-07**

MEASUREMENT SYSTEM	DISPENSING GUN TYPE		
	15600	71301	71300
Art.no. 73500	–	X	X
Art.no. 70450	–	X	X
Art.no. 70300	X	–	–
Art.no. 70250	X	–	–

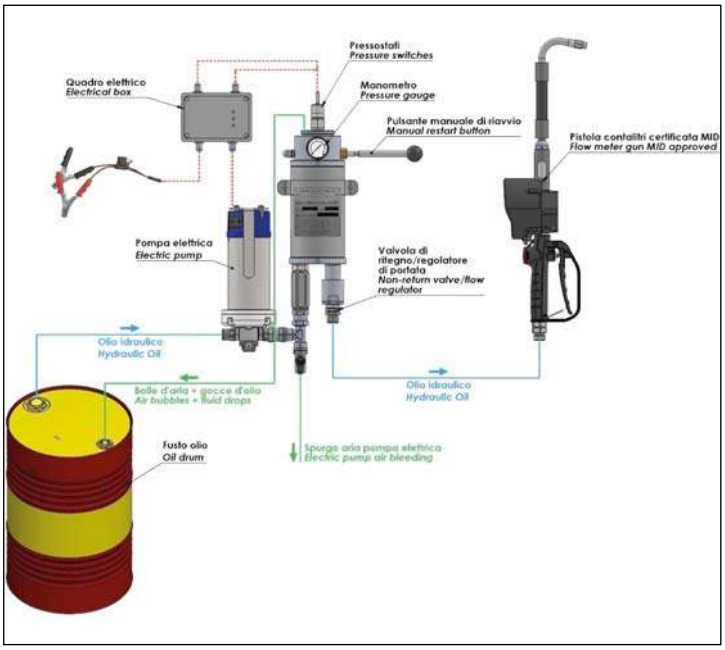

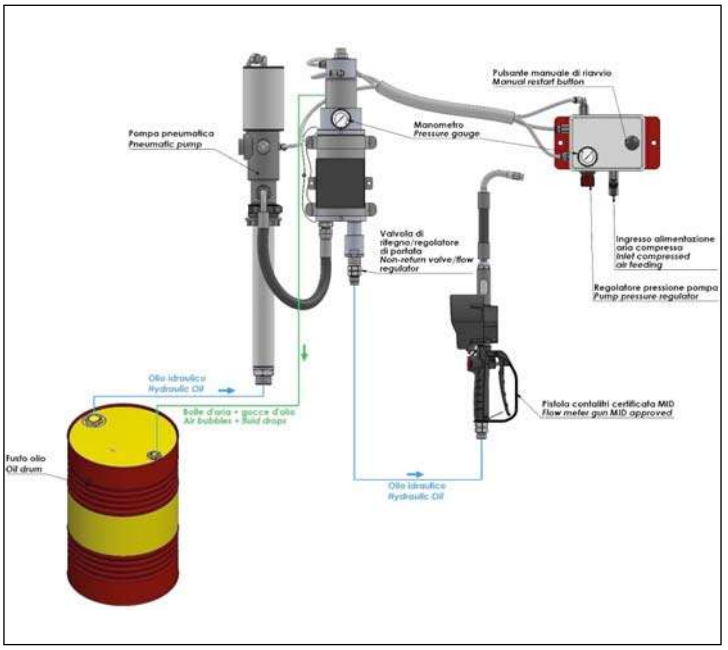

The **European Directive 2014/32/EU** better known as Directive **MID** (Measuring Instruments Directive), is a community norm responding to reasons of public interest, safety and order, protection of the environment and the consumer, of levying taxes and duties and of fair trading. All these points affect directly and indirectly the daily life of citizens in many ways and require certified measuring systems subject to legal verification.

The **MID MI-005** involves measuring systems for continous and dynamic measurement of quantities of liquids other than water, among those also AdBlue®/DEF/AUS32.

The OMPI flow meter for AdBlue® series "MIDBlue" complies with metrological standards and requirements concerning accuracy defined in the a.m. Directive and can be used therefore as approved meters also in fiscal transactions.

MIDBlue Counter

Art.no. **15600**

Electronic oval gears flow meter for AdBlue(simbolomarchioregistrato), **approved for fiscal transactions according to MID Directive 2014/32/EU,** with rubber protection guard, plastic control gun, 1/2"BSP (M) stainless steel inlet swivel, fluid flow transparent control tube, Ø16 stainless steel rigid outlet and stainless steel automatic anti-drip nozzle.

Art.no. **15720**

Digital flow meter as mod. 15600 but without control gun and stainless steel outlet tube.

RATED OPERATING CONDITIONS	
Type of fluid	DEF / Urea Solution / Windshield fluid / Anti-freeze fluid
Flow rate range	Qmin 0.5 L/min ÷ Qmax 10 L/min
Minimum measurable quantity (MMQ)	0.5 l
Accuracy class	0.5
Climatic environment class	- 10° C / + 40°C
Working pressure	1 – 4 bar
Display division	0.001 l
Mechanical environment class	M1
Electromagnetic environment class	E2
Checksum code	cksum E57E
Protection category	IP 64
Underlying CE directives	2004/108/CE - 2006/95/CE
Underlying CE norms	CEI EN 61000-4-2 CEI EN 61000-4-2 A1 CEI EN 61000-4-2 A2 CEI EN 61000-4-3
Single operations data storing capacity	2000 data records
Composition of storable single operations data	- Serial number of single dispense - Year of dispense - Month and day of dispense - Time of dispense - Dispensed quantity of single operation - Absolute total of dispensed quantities

Conformity assessment Art. 17 modules **B+D**

Type Approval certificate MID 89_B_2 - rev. 1

MID

Pneumatic and electric dispensing units for AdBlue® equipped with **MID approved** flow meter and an automatic air elimination device for discharging any air in the circuit. Both configurations comply with the metrological standards and accuracy required by **Directive 2014/32/EU** and can therefore be used for commercial transactions.

The following AdBlue® distribution kits are equipped with a support bracket for easy application both on walls and on tanks.

Art.no. **70250**

Pneumatic dispensing unit for AdBlue® **MID approved**, composed of: pneumatic pump, air elimination device, pulse dampener, pressure regulator, Ø1/2" - 3 mt. flexible EPDM hose and dispensing gun with digital flow meter

Art. no.	Compressed air supply	Max outlet pressure	Max. delivery	Weight	Dimensions (LxWxH) (mm)
70250	2-4 bar	4 bar	10 l/min	12 kg	400x370x250

The preset pressure and delivery values are self-limiting in order to fully comply with the requirements of the type approval.

Art.no. **70450**

Electric dispensing unit for AdBlue® **MID approved**, composed of: 220 VAC - 370 W electric pump Art.no. 70899, air elimination device, pulse dampener, pressure switch, Ø1/2" - 3 mt. flexible EPDM hose, digital flow meter MID approved, dispensing gun with automatic release and thermal printer for printing individual dispensing reports.

Art.no. **70300**
Dispensing unit like Art.no. 70450 but with a 12 VDC electric pump and without thermal printer.

Art.no. **70400**
Dispensing unit like Art.no. 70450 but without thermal printer.

Art. no.	Voltage	Current drain	Power	Outlet pressure	Max. delivery	Weight	Dimensions (LxWxH) (mm)
70450 **70400**	230 VAC - 50 Hz	3,8 A	370 W	4 bar	10 l/min	13 kg	400x370x250
70300	12 VDC	5 A	180 W			10 kg	

The preset pressure and delivery values are self-limiting in order to fully comply with the requirements of the type approval.

Speedy Blue MID

Electric mobile dispensing unit for AdBlue® suitable for 60 L and 200 L drums, equipped with **MID MI-005 approved** flow meter for commercial transactions.

The system is composed of a 12 Vdc stainless steel pump, an automatic air elimination device, a pressure switch for pump block, Ø 1/2" L. 2m delivery hose, dispensing gun with automatic stop, electronic flow meter and printer for issuing the receipt with the dispensing data.

The unit has been developed to be **completely autonomous** thanks to a long-lasting internal 12 Vdc battery and complete with a specific 230 V battery charger.

High-precision, electronic oval gears flow meter **approved for fiscal transactions according to MID MI-005 Directive 2014/32 / EU.**

Displays all the data of each single dispense (quantity, date/time, progressive number) and records up to 2000 data, which are easily accessible in case of subsequent checks.

System key switch to prevent unauthorized dispenses.

Emergency button.

Battery charge indicator.

Thermal printer, performs the printing of individual reports of all the data at the end of each dispense.

Conformity assessment Art. 17 module **B+D**

Type Approval MID 156_B_1 - rev. 0

Art. no.	Suitable for drums of	Max. delivery	Max outlet pressure	Voltage	Current drain	Weight	Dimensions (LxWxH) (mm)
73500	200 l	10 l/min	4 bar	12 VDC	36 A	96 kg	650 x 900 x 1150

The preset pressure and delivery values are self-limiting in order to fully comply with the requirements of the type approval.

OMPI produces a wide range of pneumatic oil pumps that offers an appropriate solution for any kind of fluid viscosity, required delivery, pumping distance, necessary outlet pressure, ambient temperature as well as for simultaneous fluid supplies and any type of storage container.

In the following charts the essential data for selecting the adequate pump for the individual requirements are shown.

For more detailed information please see the following pages.

1:1

Art. no.	Flow rate	
31238	48 l/min	🟡
31244	35 l/min	🟡 ⚫
31244-L	35 l/min	🟡 ⚫
31237	35 l/min	🟡 ⚫
31248	35 l/min	🔵
31247-L	35 l/min	🔵
31247	35 l/min	🔵

These pumps are recommended for the use
- at pumping distances up to 15 m,
- with low viscosity fluids.

3:1

Art. no.	Flow rate	
31233	23,7 l/min	🟡 🔴
31234	23,7 l/min	🟡 🔴
31231	16,7 l/min	🟡 🔴
31249	16,7 l/min	🔵
31242	21 l/min	🟡 🔴
31242-A	21 l/min	🔵
31242PM	21 l/min	🟡 🔴
31233TWDE	28 l/min	🟡 🔴
31234TWDE	28 l/min	🟡 🔴

These pumps are recommended for the use
- at pumping distances up to 100 m,
- with low and medium viscosity fluids.

5:1

Art. no.	Flow rate	
31252	9 l/min	🟡 🔴 🟤
31235	18 l/min	🟡 🔴 🟤
31239	18 l/min	🟡 🔴 🟤
31251	13 l/min	🟡 🔴 🟤
31250	13 l/min	🟡 🔴 🟤
31240	13 l/min	🟡 🔴 🟤
31243	18 l/min	🟡 🔴 🟤
31243PM	18 l/min	🟡 🔴 🟤
31235TWDE	22 l/min	🟡 🔴 🟤
31239TWDE	22 l/min	🟡 🔴 🟤
31250TWDE	17 l/min	🟡 🔴 🟤

These pumps are recommended for the use
- **at pumping distances up to 200 m,**
- **with low and medium viscosity fluids,**
- **with high viscosity fluids at shorter pumping distances.**

Legend

Oil SAE 0/40	🟡	Oil SAE 90	🔴	Oil SAE 240	🟤	Waste oil	⚫	Antifreeze	🔵

The **OMPI** oil pump range is completed by the industrial pump series **"Power Bull"** with high delivery pumps for the supply of fluid lubricants in demanding conditions. These pumps are particularly recommended for the distribution of medium or high viscosity oils in applications or pipeworks where a simultaneous supply in different distribution points at high pressure and high delivery is required. The elevated quality of the used materials and the innovative constructional concept of the pneumatic motors of this line assure the following characteristics and advantages:

- Efficiency of a constant flow,
- Low noise level,
- Limited number of piston strokes,
- Low vibrations,
- Easy maintenance and interchangeability of components.

Tapir series

Art.no. **31255EVO** Art.no. **31264** Art.no. **31256EVO**

Art. no.	Ratio	Flow rate	
31255EVO	6:1	32 l/min	🟡 🔴 🟤
31264	2:1	48 l/min	🟡 🔴
31254	5:1	18 l/min	🟡 🔴 🟤
31255	5:1	18 l/min	🟡 🔴 🟤
31256EVO	6:1	32 l/min	🟡 🔴 🟤

These pumps are recommended

- **to achieve high deliveries in the use with low viscosity fluids (art.no. 31264),**
- **for the use with low and medium viscosity fluids at pumping distances of more than 300 m,**
- **for the use with high viscosity fluids at long pumping distances (art. nos. 31255EVO and 31256EVO)**
- **for simultaneous fluid supplies.**

Industrial pump series "Power Bull" Single acting models

Art.no. **32100** Art.no. **32150** Art.no. **32115** Art.no. **32126** Art.no. **32135**

Art. no.	Ratio	Flow rate	
32100	10:1	27 l/min	🟡 🔴 🟤
32150	16:1	15 l/min	🟡 🔴 🟤
32115	5:1	42 l/min	🟡 🔴
32126	10:1	34 l/min	🟡 🔴 🟤
32135	1,5:1	122 l/min	🟡

These pumps are recommended

- **to achieve very high deliveries in the use with low viscosity fluids (art. no. 32135),**
- **for the use with low and medium viscosity fluids at pumping distances of more than 300 m,**
- **for the use with high viscosity fluids at long pumping distances (art. nos. 32100, 32150, 32115, 32126),**
- **for simultaneous fluid supplies.**

Industrial pump series "Power Bull" Double acting models

Art.no. **32105** Art.no. **32121** Art.no. **32125**

Art. no.	Ratio	Flow rate	
32155	10:1	27 l/min	🟡 🔴 🟤
32160	16:1	15 l/min	🟡 🔴 🟤
32140	3,5:1	64 l/min	🟡 🔴
32110	6:1	42 l/min	🟡 🔴 🟤
32105	7:1	40 l/min	🟡 🔴 🟤
32121	4:1	67 l/min	🟡 🔴
32125	6:1	55 l/min	🟡 🔴 🟤

These pumps are recommended

- **to achieve high deliveries in the use with low viscosity fluids,**
- **for the use with low and medium viscosity fluids at pumping distances of more than 300 m,**
- **for the use with high viscosity fluids at long pumping distances,**
- **for simultaneous fluid supplies.**

Legend

Oil SAE 0/40	🟡	Oil SAE 90	🔴	Oil SAE 240	🟤	Waste oil	⚫	Antifreeze	🔵

Oil

Pneumatic pumps for the transfer of low viscosity oils and antifreeze at high delivery and short pumping distances.

STANDARD SERIES

1:1

Single acting - 35 l/min

Art.no. **31244**
Oil
Waste oil

Art.no. **31247**
Pure antifreeze

Single acting - 35 l/min

Art.no. **31244-L**
Oil

Art.no. **31247-L**
Pure antifreeze

Double acting - 48 l/min

Art.no. **31238**
Oil

Single acting - 35 l/min

Art.no. **31237 Oil / Waste oil**

Art.no. **31248 Antifreeze**

All kits are complete with pump, hose and valve.

Art. no.	31238	31244 31247	31237 31248	31244-L 31247-L
Compressed air supply	Pressure min 2 - max 8 bar (30 - 116 psi)			
Compression ratio	1:1			
Outlet pressure	10 bar (145 psi)	8 bar (116 psi)		
Flow rate	48 l/min	35 l/min		
Connection compressed air	1/4" BSP (F)			
Connection lubricant outlet	3/4" BSP (M)			
Max air consumption with 8 bar pressure	210 l/min			
Length suction tube	950 mm	250 mm	-	950 mm
Diameter suction tube	55 mm			
Suitable for drums of	208 l	Any	Any	208 l
Weight	6.6 kg	4.4 kg	4.5 kg	5.2 kg
Dimensions (LxWxH) (mm)	95x95x1180	95x95x530	110x110x530	95x95x1180

The a. m. performance values are based upon the following test conditions: Hydraulic oil ISO 68 at 22°C - Compressed air pressure 8 bar - free flow outlet.

Pneumatic pumps for the supply of low and medium viscosity oils and antifreeze for the use in mobile kits or in pipeworks.

STANDARD SERIES

3:1

Single acting - 21 l/min

Art.no. **31267**
Oil

Double acting - 23.7 l/min

Art.no. **31234**
Oil

Double acting - 23.7 l/min

Art.no. **31233**
Oil

Art.no. **31233-130**
IBC 1000 l

Single acting - 16.7 l/min

Art.no. **31231**
Oil

Art.no. **31249**
Pure antifreeze



Double acting - 21 l/min

Art.no. **31242**
Oil

Art.no. **31242-A**
Pure antifreeze

Art.no. **31242-130**
Oil IBC 1000 l

Art.no. **31242A-130**
Pure antifreeze
IBC 1000 l

All kits are complete with pump, hose and valve.

Art. no.	31234	31233	31233-130	31231 31249	31242 31242-A	31242-130 31242A-130	31242PM	31267
Compressed air supply	Pressure min 2 - max 8 bar (30 - 116 psi)							
Compression ratio	3:1							
Outlet pressure	24 bar (350 psi)							
Flow rate	23.7 l/min			16.7 l/min	21 l/min			
Connection compressed air	1/4" BSP (F)							
Connection lubricant outlet	1/2" BSP (M)							
Max air consumption with 8 bar pressure	210 l/min							
Length suction tube	750 mm	950 mm	1300 mm	950 mm		1300 mm	380 mm	176 mm
Diameter suction tube	40 mm							
Suitable for drums of	60 l	208 l	1000 l	208 l		1000 l	Any	Any
Weight	5 kg	6 kg	6.2 kg	9 kg	5.2 kg	5.4 kg	4.5 kg	3.7 kg
Dimensions (LxWxH) (mm)	95x95x1070	95x95x1270	95x95x1500	95x95x1270	95x95x530	95x95x1500	95x95x700	95x95x415

The a. m. performance values are based upon the following test conditions: Hydraulic oil ISO 68 at 22°C - Compressed air pressure 8 bar - free flow outlet.

Oil

Pneumatic pumps for the supply of medium and high viscosity oils for the use in mobile kits or in pipeworks.

STANDARD SERIES



Art. no.	31239	31235 31235-130 31235-A	31243 31243-130	31250	31240 31240-130	31243PM	31251	31268	31252
Compressed air supply	Pressure min 2 - max 8 bar (30 - 116 psi)								
Compression ratio	5:1								8:1
Outlet pressure	40 bar (580 psi)								64 bar (928 psi)
Flow rate	18 l/min			13 l/min		18 l/min	13 l/min		9 l/min
Connection compressed air	1/4" BSP (F)								
Connection lubricant outlet	1/2" BSP (M)								
Max air consumption with 8 bar pressure	210 l/min								
Length suction tube (mm)	750	950/1300		950	950/1300	260		160	
Diameter suction tube	40 mm					45 mm	40 mm		
Suitable for drums of	60 l	208/1000 l		208 l	208/1000 l	-	-	-	208 l
Weight	5.2 kg	5.8 kg	9 kg		5 kg	4.6 kg	4 kg	3.5 kg	9 kg
Dimensions (LxWxH) (mm)	95x95x1070	95x95x1270			95x95x950	95x95x700	95x95x560	95x95x430	95x95x1270

The a. m. performance values are based upon the following test conditions: Hydraulic oil ISO 68 at 22°C Compressed air pressure 8 bar - free flow outlet.

Pneumatic oil pumps with double compressed air outlet distributor, assuring higher delivery rates compared to the standard versions.

TWDE SERIES

3:1

Double acting - 28 l/min

Art.no. **31234TWDE**

Double acting - 28 l/min

Art.no. **31233TWDE**

5:1

Double acting - 22 l/min

Art.no. **31239TWDE**

Double acting - 22 l/min

Art.no. **31235TWDE**

Single acting - 17 l/min

Art.no. **31250TWDE**

Art. no.	31233TWDE	31234TWDE	31235TWDE	31239TWDE	31250TWDE
Compressed air supply	Pressure min 2 - max 8 bar (30 - 116 psi)				
Rapporto compressione	3:1		5:1		
Pressione di uscita	24 bar (350 psi)		40 bar (580 psi)		
Flow rate	28 l/min		22 l/min		17 l/min
Connection compressed air	3/8" BSP (F)				
Connection lubricant outlet	1/2" BSP (M)				
Max air consumption with 8 bar pressure max	230 l/min		260 l/min		230 l/min
Length suction tube	950 mm	650 mm	950 mm	650 mm	950 mm
Diameter suction tube	40 mm				
Suitable for drums of	208 l	60 l	208 l	60 l	208 l
Weight	5.5 kg	5 kg	5.7 kg	5.3 kg	4 kg
Dimensions (LxWxH) (mm)	95x95x1270	95x95x1070	95x95x1270	95x95x1070	95x95x1270

The a. m. performance values are based upon the following test conditions: Hydraulic oil ISO 68 at 22°C - Compressed air pressure 8 bar - free flow outlet.

Pneumatic oil pumps with double compressed air outlet distributor, assuring higher delivery rates compared to the standard versions.

TWDE SERIES

5:1

Art.no. **31240TWDE**

Art. no.	31240 TWDE	31251 TWDE
Compressed air supply	Pressure min 2 - max 8 bar (30 - 116 psi)	
Compression ratio	5:1	
Outlet pressure	40 bar (580 psi)	
Flow rate	17 l/min	
Connection compressed air	3/8" BSP (F)	
Connection lubricant outlet	1/2" BSP (M)	
Max air consumption with 8 bar pressure	230 l/min	
Length suction tube	950 mm	
Diameter suction tube	32 mm	
Suitable for drums of	208 l	
Weight	5.9 kg	4 kg
Dimensions (LxWxH) (mm)	95x95x950	95x95x560

Pneumatic pumps for the supply of medium and high viscosity oils for the use in mobile kits or in pipeworks.

TAPIR SERIES

2,5:1

Art. no.	31266
Compressed air supply	Pressure min 2 - max 8 bar (30 - 116 psi)
Compression ratio	2.5:1
Outlet pressure	20 bar (290 psi)
Flow rate	35 l/min
Connection compressed air	3/8" BSP (F)
Connection lubricant outlet	3/4" BSP (M)
Max air consumption with 8 bar pressure	220 l/min
Length suction tube	470 mm
Diameter suction tube	40 mm
Suitable for drums of	-
Weight	8.2 kg
Dimensions (LxWxH) (mm)	95x95x880

The a. m. performance values are based upon the following test conditions: Hydraulic oil ISO 68 at 22°C - Compressed air pressure 8 bar - free flow outlet.

Pneumatic pumps for the supply of medium and high viscosity oils for the use in mobile kits or in pipeworks.

TAPIR SERIES

6:1 — Single acting - 32 l/min

Art.no. **31255EVO**

2:1 — Double acting - 48 l/min

Art.no. **31264**

5:1 — Double acting - 18 l/min



Art.no. **31255**

5:1 — Double acting - 18 l/min

Art.no. **31254**

6:1 — Single acting - 32 l/min



Art.no. **31256EVO**

Art. no.	31255EVO	31264	31254 31262	31255	31256EVO	31256EVO-PM
Compressed air supply	Pressure min 2 - max 8 bar (30 - 116 psi)					
Compression ratio	6:1	2:1	5:1		6:1	
Outlet pressure	48 bar (700 psi)	16 bar (232 psi)	40 bar (580 psi)		48 bar (700 psi)	
Flow rate	32 l/min	48 l/min	18 l/min		32 l/min	
Connection compressed air	1/2" BSP (F)	1/4" BSP (F)			1/2" BSP (F)	
Connection lubricant outlet	3/4" BSP (M)					
Max air consumption with 8 bar pressure	260 l/min	220 l/min			260 l/min	260 l/min
Length suction tube	950 mm					240 mm
Diameter suction tube	40 mm	55 mm	40 mm			-
Suitable for drums of	208 l					Any
Weight	11 kg	8.5 kg	9.2 kg	8.2 kg	12.5 kg	7.8 kg
Dimensions (LxWxH) (mm)	95x95x1270		95x95x1500	95x95x1270	95x95x1500	95x95x700

The a. m. performance values are based upon the following test conditions: Hydraulic oil ISO 68 at 22°C - Compressed air pressure 8 bar - free flow outlet.

Art.no. **33750**

Air-operated oil dispensing kit, composed of:

- double effect pneumatic pump ratio 5:1 art.no 31243PM;
- air separator device with pressure gauge for the check of the outlet oil pressure;
- automatic device for pump shutdown in case of empty drum;
- control panel with pushbutton and feeding cable;
- pressure regulator for pump air feeding.

Art.no.	Air supply	Adjustment range	Flow rate	Connections	Weight	Dimensions (LxWxH) (mm)
33750	2 - 4 bar	2 - 20 bar	10 l/min	M 1/2" BSP	18 kg	460x730x260

Art.no. **33300KIT**

Air-operated oil dispensing kit**,** composed of:

- double effect pneumatic pump ratio 5:1 art.no 31243PM;
- air separator device with pressure gauge for the check of the outlet oil pressure.

Art.no.	Air supply	Adjustment range	Flow rate	Connections	Weight	Dimensions (LxWxH) (mm)
33300KIT	2 - 4 bar	2 - 20 bar	10 l/min	M 1/2" BSP	18 kg	460x730x260

Heavy duty pneumatic pumps, industrial pump series "Power Bull", designed for the supply of oil under demanding conditions. Particularly suitable for the oil distribution in pipeworks and installations where a simultaneous supply of oil is required on different dispensing points at high pressure and/or with a high delivery.

POWER BULL SERIES

Single acting - Flow rate 27 l/min

Art.no.
32155

Single acting - Flow rate 15 l/min

Art.no.
32160



Double acting - Flow rate 64 l/min

Art.no.
32140



Double acting - Flow rate 42 l/min

Art.no.
32110

Art. no.	32155	32160	32140	32110
Compressed air supply	Pressure min 2 - max 8 bar (30 - 116 psi)			
Compression ratio	10:1	16:1	3.5:1	6:1
Flow rate	27 l/min	15 l/min	64 l/min	42 l/min
Outlet pressure	80 bar (1160 psi)	128 bar (1860 psi)	32 bar (465 psi)	48 bar (700 psi)
Max frequence strokes/min	150	120	150	120
Max air consumption with 8 bar pressure	2.05 m^3/min	1.92 m^3/min	2.05 m^3/min	1.92 m^3/min
Diameter pneumatic piston	100 mm	125 mm	100 mm	125 mm
Diameter suction tube	50 x 40 mm	50 x 40 mm	55 x 50 mm	55 x 50 mm
Connection lubricant outlet	1" BSP (M)			
Connection compressed air	1/2" BSP (F)			
Suitable for drums of	208 l			
Weight	15 kg	16 kg	16 kg	17 kg
Dimensions (LxWxH) (mm)	158x160x1600			

The a. m. performance values are based upon the following test conditions: Hydraulic oil ISO 68 at 22°C - Compressed air pressure 8 bar - free flow outlet.

Oil

Heavy duty pneumatic pumps, industrial pump series "Power Bull", designed for the supply of oil under demanding conditions. Particularly suitable for the oil distribution in pipeworks and installations where a simultaneous supply of oil is required on different dispensing points at high pressure and/or with a high delivery.

POWER BULL SERIES

Single acting - Flow rate 27 l/min

Art.no. **32100**

Single acting - Flow rate 15 l/min

Art.no. **32150**

Single acting - Flow rate 42 l/min

Art.no. **32115**

Single acting - Flow rate 34 l/min

Art.no. **32126**

Single acting - Flow rate 122 l/min

Art.no. **32135**

Art. no.	32100	32150	32115	32126	32135
Compressed air supply	Pressure min 2 - max 8 bar (30 - 116 psi)				
Compression ratio	10:1	16:1	5:1	10:1	1,5:1
Flow rate	27 l/min	15 l/min	42 l/min	34 l/min	122 l/min
Outlet pressure	80 bar (1160 psi)	128 bar (1860 psi)	48 bar (700 psi)	80 bar (1160 psi)	12 bar (175 psi)
Max frequence strokes/min	150	120			
Max air consumption with 8 bar pressure	2.05 m^3/min	1.80 m^3/min			1.92 m^3/min
Diameter pneumatic piston	100 mm	125 mm	125 mm	160 mm	125 mm
Diameter suction tube	50 x 40 mm	50 x 40 mm	80 x 70 mm	80 x 70 mm	110 x 100 mm
Connection lubricant outlet	1" BSP (M)		1" BSP (F)		1" BSP (M)
Connection compressed air	1/2" BSP (F)				
Application	Wall mounted				
Weight	15 kg	16 kg	20 kg	23 kg	21 kg
Dimensions (LxWxH) (mm)	158x160x1070		158x160x800		158x160x1070

The a. m. performance values are based upon the following test conditions: Hydraulic oil ISO 68 at 22°C - Compressed air pressure 8 bar - free flow outlet.

Heavy duty pneumatic pumps, industrial pump series "Power Bull", designed for the supply of oil under demanding conditions. Particularly suitable for the oil distribution in pipeworks and installations where a simultaneous supply of oil is required on different dispensing points at high pressure and/or with a high delivery.

POWER BULL SERIES

Double acting - Flow rate 40 l/min

Art.no. **32105**

Double acting - Flow rate 67 l/min

Art.no. **32121**

Double acting - Flow rate 55 l/min

Art.no. **32125**

Art. no.	32105	32121	32125
Compressed air supply	Pressure min 2 - max 8 bar (30 - 116 psi)		
Compression ratio	7:1	4:1	6:1
Flow rate	40 l/min	67 l/min	55 l/min
Outlet pressure	56 bar (810 psi)	32 bar (465 psi)	48 bar (700 psi)
Max frequence strokes/min	120		60
Max air consumption with 8 bar pressure max a 8 bar	1.92 m^3/min		1.80 m^3/min
Diameter pneumatic piston	125 mm		160 mm
Diameter suction tube	55 x 50 mm	80 x 70 mm	
Connection lubricant outlet	1" BSP (M)		
Connection compressed air	1/2" BSP (F)		
Application	Wall mounted		
Weight	15 kg	20 kg	32 kg
Dimensions (LxWxH) (mm)	158x160x1300		

The a. m. performance values are based upon the following test conditions: Hydraulic oil ISO 68 at 22°C - Compressed air pressure 8 bar

Art.no. **32200**
Wall bracket in galvanized steel, suitable for the installation of pneumatic oil pumps, series "Power Bull", art. nos. 32100 – 32150. Dimensions: 290 x 290 x 250 mm – ø cylinder 50 mm. Distance between holes for wall fixing: 230 x 205 mm.

Art.no. **32210**
Wall bracket in galvanized steel, suitable for the installation of pneumatic oil pumps, series "Power Bull", art. no. 32105. Dimensions: 290 x 290 x 250 mm – ø cylinder 55 mm. Distance between holes for wall fixing: 230 x 205 mm.

Art.no. **32220**
Wall bracket in galvanized steel, suitable for the installation of pneumatic oil pumps, series "Power Bull", art. nos. 32121 – 32125 – 32115 - 32126.
Dimensions: 290 x 290 x 250 mm – ø cylinder 80 mm.
Distance between holes for wall fixing: 230 x 205 mm.

Art.no. **32230**
Wall bracket in galvanized steel, suitable for the installation of pneumatic oil pumps, series "Power Bull", art. no. 32135. Dimensions: 290 x 290 x 250 mm – ø cylinder 110 mm. Distance between holes for wall fixing: 230 x 205 mm.

Art.no. **49717**
Metal bracket for wall mounting of pumps, length 1350 mm.

Art.no. **32218**
Art.no. **32219**
Art.no. **32219-130**

Art.no. **32218**

Suction tube in galvanized steel, ø 55 mm, length 950 mm, 1 1/4" BSP (M) connection, with foot valve and metal bung adapter. Suitable for the use of wallmounted pneumatic oil pumps, series "Power Bull", with 208 l – drums.

Art.no. **32219**

Suction tube in galvanized steel, ø 55 mm, length 950 mm, 1 1/4" BSP (M) connection, with foot valve and metal bung adapter. Suitable for the use of wall-mounted pneumatic oil pumps, series "Power Bull", with 208 l – drums.

Art.no. **32219-130**

Suction tube in galvanized steel, ø 55 mm, length 1500 mm, 1 1/4" BSP (M) 1 1/4" BSP (M) connection, with foot valve and metal bung adapter. Suitable for the use of wall-mounted pneumatic oil pumps, series "Power Bull", with 1000 l – IBC -tanks.

Art.no. **32219-180**

Suction tube in galvanized steel, ø 55 mm, length 1800 mm, 1 1/4" BSP (M) connection, with foot valve and metal bung adapter. Suitable for the use of wall-mounted pneumatic oil pumps, series "Power Bull".



Art.no. **72101**

Art.no. **72101**

Rubber suction hose SAE 100 R1 AT, ø 1 1/4", connections 1 1/4" BSP (F-F), length 1500 mm.

Art.no. **32217**

Metal bung adapter for the fixation of pumps, series "Power Bull", on drums or tanks. Connection 2" BSP (M) x 50 mm. Suitable for art. nos. 32155 – 32160.

Art.no. **32216**

Metal bung adapter for the fixation of pumps, series "Power Bull", on drums or tanks. Connection 2" BSP (M) x 55 mm. Suitable for art. nos. 32140 – 32110.

Art.no. **31242BR**

Wall bracket in galvanized steel, suitable for the installation of pneumatic oil pumps.

Dimensions: 170 x 140 x 235 mm.
Distances between holes for wall fixing: 140 x 200 mm.

Art.no. **22071FE**
Art.no. **22072FE**
Art.no. **22073FE**

Art.no. **31258**

Art.no. **22071FE**
Suction tube in galvanized steel, ø 40 mm, length 950 mm, 1" BSP (M) connection, with foot valve and metal bung adapter. Suitable for the use of wall-mounted pneumatic oil pumps, series standard, TWDE and Tapir, with 208 l – drums.

Art.no. **22072FE**
Suction tube in galvanized steel, ø 40 mm, length 1100 mm, 1" BSP (M) connection, with foot valve and metal bung adapter. Suitable for the use of wall-mounted pneumatic oil pumps, series standard, TWDE and Tapir, with 1000 l – IBC -tanks.

Art.no. **22073FE**
Suction tube in galvanized steel, ø 40 mm, length 1300 mm, 1" BSP (M) connection, with foot valve and metal bung adapter. Suitable for the use of wall-mounted pneumatic oil pumps, series standard, TWDE and Tapir, with 1000 l – IBC -tanks.

Art.no. **31258**
Rubber suction hose SAE 100 R1 AT, ø 1", connections 1" BSP (F-F), length 1500 mm.

Art.no. **065420**
Art.no. **065420-50**
Art.no. **065420-55**

Art.no.
065421

Art.no. **065420**
Plastic bung adapter for the fixation of pumps on drums, connection 2" BSP (M) x 40 mm.

Art.no. **065420-50**
Plastic bung adapter for the fixation of pumps on drums, connection 2" BSP (M) x 50 mm.

Art.no. **065420-55**
Plastic bung adapter for the fixation of pumps on drums, connection 2" BSP (M) x 55 mm for art. nos. 22060, 22077, 31264, 31238, 31244-L, 31247-L.

Art.no. **065421**
Plastic lock ring, 2", for bung adapter.

Art.no. **71459**

Hydraulic safety screw coupling assembly with 4 gaskets, suitable for the use in hydraulic suction and dispensing lines in combination with pneumatic oil pumps.
Ideal to prevent a potential risk of air suction in suction lines which are used continuously.
Connection threads on coupling and connector 3/4" BSP (F), with enlarged internal circuit permitting an improved oil flow.

Art.no. **49650**

Connection adapter for 1000 l – IBC – tanks in PP, ø 70 mm, connection 1" BSP (M).

Pneumatic rotary gear pump for the transfer of low viscosity oil, antifreeze, diesel, water.

Stainless steel shaft and pump body, plastic gears and Viton® gaskets (Art. no. 31221), or brass gears and VITON® gaskets (Art. no. 31221OT) or brass gears and TEFLON gaskets (Art. no. 31221TEFLON)

Art. no.	Com. air supply	Outlet pressure	Flow rate	Connections	Weight	Dimensions (LxWxH) (mm)
31221OT	4 bar	4 bar	10,5 l/min	3/8" BSP (F)	1.5 kg	165x160x80
31221						
31221TEFLON						

Electric gear pump for an intermittent use, for the transfer of low viscosity oil, antifreeze (A), diesel (D), water (W).

Protection category IP55. Pump body in brass, gears in bronze and pump shaft in stainless steel.

Electric cable and crocodile clamps not included.

Art. no.	Voltage	Current drain	Fluids	Flow rate	Outlet pressure	Connections	Weight	Dimensions (LxWxH) (mm)
70624	12 VDC	6 A	A - D - W	15 l/min	2 bar	3/8" BSP (F)	1.5 kg	165x160x80
70625		5 A	Oil	5.5 l/min	2 bar		2.5 kg	165x166x80
70648	24 VDC	3 A	A - D - W	15 l/min	2 bar		1.5 kg	165x160x80
70627	12 VDC	11 A	Oil	15 l/min	3 bar	1/2" BSP (F)	4.5 kg	180x230x83
70628	24 VDC	3 A	Oil	5.5 l/min	2 bar	3/8" BSP (F)	1.4 kg	165x166x80
70629		6 A	Oil	15 l/min	3 bar	1/2" BSP (F)	4.5 kg	180x230x83

Electric self-priming gear pump, for the supply of oil, antifreeze, diesel; guarantees a constant flow and a low noise level.

Pump body in stainless steel, gears in bronze and pump shaft in stainless steel.

Includes an adjustable bypass valve and 1.5 m - electric cable with crocodile clamps for battery connection.

Protection category IP 55.

Art. no.	Voltage	Power	Current drain	Rpm	Outlet pressure adjustment range	Flow rate	Connections	Weight	Dimensions (LxWxH) (mm)
70700	12 VDC	240 W	30 A	3400	3 - 15 bar	10.5 l/min	1/2" BSP (M)	3.5 kg	260x130x140
70710	24 VDC		15 A						

Performance values are based upon the following test conditions: Hydraulic oil ISO 68 at 22°C - free flow outlet.

Electric self-priming gear pump, for the supply of oil, antifreeze, diesel; guarantees a constant flow and a low noise level.

Pump body in stainless steel, gears in bronze and pump shaft in stainless steel.

Includes an adjustable bypass valve and 1,5 m - electric cable with SCHUKO plug.

Protection category IP 55.

Art. no.	Voltage	Power	Current drain	Rpm	Outlet pressure adjustment range	Flow rate	Connections	Weight	Dimensions (LxWxH) (mm)
70895	110 VAC - 60 Hz	550 W	8.7 A	3310	5 - 20 bar	10.5 l/min	1/2" BSP (M)	7.5 kg	240x290x180
70894	230 VAC - 50 Hz		3.8 A	2760					
70896	230/400 VAC - 50 Hz		2.8 A	2710					
	230/400 VAC - 60 Hz		2.4 A	3300					

Performance values are based upon the following test conditions: Hydraulic oil ISO 68 at 22°C - free flow outlet.

Electric rotary pump, for the supply of oil, antifreeze, diesel, water for low pressure applications
Pump body in aluminium and NBR seals.

Art. no.	Voltage	Power	Outlet pressure	Flow rate	Connections	Weight	Dimensions (LxWxH) (mm)
70870	230 VAC - 50 Hz	850 W (D) 920 W (O)	3,5 bar	30 l/min	3/4" BSP (F)	9 kg	380x280x200

Performance values are based upon the following test conditions: Hydraulic oil ISO 68 at 22°C - free flow outlet.

Art.no. **33250KIT**

Electric oil dispensing kit composed of:

- Electric self-priming gear pump with brass gears art.no. 70894;
- Air separator device with pressure gauge for the check of the outlet oil pressure;
- Automatic device for motore shutdown in case of empty drum;
- Double pressure switch with electronic board for pump shutdown in case of dispensing gun release.

Complete with adjustable bypass valve and 1.5 m electric cable with SCHUKO plug.
Protection category IP 55.

Art. no.	Voltage	Power	Current drain	Rpm	Outlet pressure adj. range	Flow rate	Connections	Weight	Dimensions (LxWxH) (mm)
33250KIT	230 VAC - 50 Hz	550 W	3.8 A	2760	5 - 20 bar	10 l/min	1/2" BSP (M)	13 kg	460x520x260

Performance values are based upon the following test conditions: Hydraulic oil ISO 68 at 22°C - free flow outlet.

Art.no. **33301KIT**

Electric oil dispensing kit composed of:

- Electric self-priming gear pump with brass gears art.no. 70894;
- Air separator device with pressure gauge for the check of the outlet oil pressure;

Complete with adjustable by-pass valve and 1.5 m electric cable with SCHUKO plug.

Protection category IP 55.

Art. no.	Voltage	Power	Current drain	Rpm	Outlet pressure adj. range	Flow rate	Connections	Weight	Dimensions (LxWxH) (mm)
33301KIT	230 VAC - 50 Hz	550 W	3.8 A	2760	5 - 20 bar	10 l/min	1/2" BSP (M)	13 kg	460x520x260

Performance values are based upon the following test conditions: Hydraulic oil ISO 68 at 22°C - free flow outlet.

Encased electric oil kit composed by:
- Electric, self-priming pump with body in stainless steel and brass gear;
- ON/OFF - switch;
- Control lights for function control;
- 1,5 m - electric cable with SCHUKO plug;
- Electronic pressure switch that starts the pump once the control gun is activated and stops it again due to the pressure increase in the circuit once the gun is closed;
- Adjustable bypass Bypass valve;
- Manometer for outlet pressure control;
- Pressure relief valve;
- Metal cabinet with wall-mounting bracket.

Protection category IP 55.

NOTE: Model 33820 requires the control panel art.no. 70960-2.

Art. no.	Voltage	Power	Current drain	Rpm	Outlet pressure adjustment range	Flow rate	Connections	Weight	Dimensions (LxWxH) (mm)
33810	110 VAC - 60 Hz	550 W	3.8 A	3310	5 - 20 bar	10.5 l/min	1/2" BSP (M)	14 kg	300x260x480
33840					1 - 12 bar				
33800	230 VAC - 50 Hz			2760	5 - 20 bar				
33830					1 - 12 bar				
33820	380 VAC - 50 Hz				5 - 20 bar				

Performance values are based upon the following test conditions: Hydraulic oil ISO 68 at 22°C - free flow outlet.

Art.no. **70960-2**
380 VAC control panel for mod. 33820

Electric gear pump, self-priming, for the supply of oil under demanding conditions at medium pressure and with long pumping distances; guarantees a constant flow and delivery, even after long pumping distances or with simultaneous supplies.
Available with motors in 230 VAC, 400 VAC and 110 VAC. Models 70884 and 70885 are also available in the 60 Hz version (mod. **70884-60Hz** and mod. **70885-60Hz**)
Includes a bypass valve.
Electric cable with plug not included.

Art. no.	Voltage	Power	Current drain	Rpm	Outlet pressure adjustment range	Flow rate	Connections IN - OUT	Weight	Dimensions (LxWxH) (mm)
70882	230/400 VAC - 50 Hz	2.2 kW	8 A	2870	28 bar	30 l/min	1" BSP (F) 1" BSP (F)	28 kg	450x180x250
70884	230 VAC - 50 Hz		14.6 A	1300				30 kg	
70884-60HZ	230 VAC - 60 Hz		14.6 A	1300					
70885	230/400 VAC - 50 Hz		9 A	1400					
70885-60HZ	230/400 VAC - 60 Hz		8.3 A	1680					
70887	230/400 VAC - 50 Hz		8 A	2870	10 bar	52 l/min		32 kg	

Performance values are based upon the following test conditions: Hydraulic oil ISO 68 at 22°C - free flow outlet.

Art.no. **70886**

Electric oil pump without motor.

Art.no. **70884KIT**

Electric pump art.no. 70884 complete with pump block system consisting of pressure switch, pressure accumulator, non-return valve, pressure gauge and connection fittings.
The pump block system stops the pump motor when the maximum pressure set by the hydraulic circuit is reached, and then reactivates it when a new delivery is made, for example by activating the dispensing gun. The accumulator keeps the oil flow constant, thus avoiding continuous switching on and off that could damage the electric motor in the event of small deliveries or top-ups. Complete with by-pass valve calibrated at 28 bar, power cable not supplied.

Art. no.	Voltage	Power	Current drain	Rpm	Outlet pressure	Flow rate	Connections IN - OUT	Weight
70884KIT	230 VAC - 50 Hz	2.2 kW	14.6 A	1300	28 bar	30 l/min	1" BSP (M) 1" BSP (M)	33 kg

Performance values are based upon the following test conditions: Hydraulic oil ISO 68 at 22°C - free flow outlet.

Art.no. **70981**

Art.no. **70980**

Art.no. **70981**
Oil transfer kit as mod. 70884 KIT mounted inside a metal box and supplied complete with electrical panel.

Art.no. **70980**
Oil transfer kit as mod. 70981 but with pump art.no. 70887 flow rate 52 l/min and supplied complete with electrical panel.

Art.no.	Voltage	Power	Current drain	Rpm	Outlet pressure	Flow rate	Connections IN - OUT	Weight	Dimensions (LxWxH) (mm)
70981	230 VAC - 50 Hz	2.2 kW	14,6 A	1300	28 bar	30 l/min	1" BSP (M) 1" BSP (M)	37 kg	600x500x300
70980	400 VAC - 50 Hz		10 A	2760	10 bar	52 l/min		39 kg	

Performance values are based upon the following test conditions: Hydraulic oil ISO 68 at 22°C - free flow outlet.

Oil

Art.no. **31280**

Pneumatic double diaphragm pump, selfpriming up to 5 m suction lift, working also in dry running condition, without any electric drive, suitable for the use also with fluids of higher viscosity and for fluids containing particles up to 3 mm size, body in PP, diaphragms in NBR + PTFE, balls in stainless steel, gaskets in EPDM, seats in PP.
The pump is constructed in accordance with directive ATEX 2014/34/EU - zone 2.

Art.no. **32240**

Wall mounting bracket for pneumatic diaphragm pump.

Art.no. **32240**

EX II 3/3 GD C IIB T 135°C

Art. no.	Max flow rate	Max suction lift	Comp. air supply	Connection compressed air inlet	Connections fluid inlet - outlet	Consumption compressed air	Weight	Dimensions (LxWxH) (mm)
31280	20 l/min	5 m	2 - 8 bar	1/4" BSP (F)	3/8" BSP (F)	110 l/min	1.1 kg	146x93x164

Art.no. **31285**

Pneumatic double diaphragm pump, selfpriming up to 5 m suction lift, working also in dry running condition, without any electric drive, suitable for the use also with fluids of higher viscosity and for fluids containing particles up to 3.5 mm size, body in aluminium, diaphragms in Hytrel® + PTFE, balls in PTFE, gaskets in Viton®, seats in aluminium.
The pump is constructed in accordance with directive ATEX 2014/34/EU - zone 2.

Art.no. **32250**

Wall mounting bracket for pneumatic diaphragm pump.

Art.no. **32250**

EX II 3/3 GD C IIB T 135°C

Art. no.	Max flow rate	Max suction lift	Comp. air supply	Connection compressed air inlet	Connections fluid inlet - outlet	Consumption compressed air	Weight	Dimensions (LxWxH) (mm)
31285	55 l/min	5 m	2 - 8 bar	1/4" BSP (F)	1/2" BSP (F)	200 l/min	4 kg	234x156x245

Art.no. **31290**
Art.no. **31295**

Pneumatic double diaphragm pump, working also in dry running condition, selfpriming up to 5 m suction lift, without any electric drive, suitable for the use also with fluids of higher viscosity and for fluids containing particles up to 4 mm (art.no. 31290) / 7,5 mm (art.no. 31295) size, body in aluminium, diaphragms in Hytrel® + PTFE, balls in PTFE, o – rings in Viton®, seats in aluminium.
The pump is constructed in accordance with directive ATEX 2014/34/EU - zone 2.

Art.no. **32250**
Wall mounting bracket for pneumatic diaphragm pump art.no. 31290.

Art.no. **32260**
Wall mounting bracket for pneumatic diaphragm pump art.no. 31295.

Art.no. **32250**
Art.no. **32260**

EX II 3/3 GD C IIB T 135°C

Art. no.	Max flow rate	Max suction lift	Comp. air supply	Connection compressed air inlet	Connections fluid inlet - outlet	Consumption compressed air	Weight	Dimensions (LxWxH) (mm)
31290	100 l/min	5 m	2 - 8 bar	3/8" BSP (F)	3/4" BSP (F)	250 l/min	7 kg	265x175x245
31295	165 l/min			1/2" BSP (F)	1" BSP (F)	800 l/min	16 kg	370x222x364

Manual lever action drum pumps, available as single action or double action versions, made of carbon steel with components in aluminium and seals in Viton®.
Main fields of application: transfers and dispenses of small quantities of oil, diesel or antifreeze from drums.

Art.no. **50820**

Art.no. **50840**

Art.no. **50806**

Art.no. **50860**

Art.no. **50860-SP**

Art.no. **50870**
Art.no. **50880**

Art.no. **50800**

Art.no. **15897**
Electronic flow meter art. no. 16205 with connection adapter for manual pumps, 1 m - outlet hose and rigid outlet with automatic anti-drip nozzle to be used with manual pumps with M 3/4" BSP connection.

Art. no.	50806	50800	50820	50840	50860	50870	50880	50860-SP
Flow rate	16 l/min	24 l/min	8 l/min	16 l/min	23 l/min	9 l/min	13,5 l/min	20 l/min
Flow rate/stroke	0.25 l	0.48 l	0.13 l	0.23 l	0.32 l	0.11 l	0.40 l	0.25 l
Connection lubricant outlet	3/4" BSP (M)				PTG 20 mm			
Length suction tube	1000 mm							
Dimensions LxWxH (mm)	80x80x1350				300x220x1070	100x100x944	120x120x1110	300x220x1070
Suitable for drums of	208 l							
Weight	2.3 kg	2.3 kg	2.2 kg	2.2 kg	3.8 kg	1.3 kg	2.2 kg	4,. kg

The a. m. performance values are based upon the following test conditions: Hydraulic oil ISO 68 at 22°C -- free flow outlet

Manual oil dispensing units, consisting of a portable container with or without wheels and a lever action pump suitable for transfers and dispenses of small quantities of oil, in applications where no other power supply is available.

Art.no. **50400**

Portable oil dispensing unit, consisting of lever action oil pump, metal 16 l – container, 1.5 m – hose with curved rigid outlet pipe.

Art. no.	Flow rate	Flow rate/stroke	Capacity container	Weight	Dimensions (LxWxH) (mm)
50400	8 l/min	0.13 l	16 l	7.3 kg	250x320x660

Art.no. **50450**

Mobile oil dispensing unit, consisting of lever action oil pump, metal 16 l – container, 1.5 m – hose with curved, rigid outlet pipe.

Art. no.	Flow rate	Flow rate/stroke	Capacity container	Weight	Dimensions (LxWxH) (mm)
50450	8 l/min	0.13 l	16 l	10 kg	500x460x880

Art.no. **50846**

Mobile oil dispensing unit, consisting of lever action oil pump, metal 24 l – container with 2 wheels and level indicator, 1.5 m – hose with curved, rigid gear oil outlet pipe and anti-drip shut-off valve, particularly suitable for ATF – filling.

Art. no.	Flow rate	Flow rate/stroke	Capacity container	Weight	Dimensions (LxWxH) (mm)
50846	8 l/min	0.13 l	24 l	12 kg	380x410x770

Art.no. **50458**

Wheeled barrel pump, 16L capacity, with digital flow meter and transparent hose.

Art. no.	Flow rate	Flow rate/stroke	Capacity container	Weight	Dimensions (LxWxH) (mm)
50458	8 l/min	0.13 l	16 l	7.3 kg	500x460x880

Pneumatic oil dispensing units, consisting of a portable container with or without wheels that must be pressurized with compressed air, permitting an oil supply until the overpressure is carried to end. Suitable for transfers and dispenses of small quantities of oil.

Art.no. **50200**

Mobile oil dispensing unit, consisting of 24 l – container with 2 wheels, level indicator, manometer, wide filling funnel, 1.6 m – rubber hose, oil control gun, art. no. 14101, with rigid outlet and automatic anti-drip nozzle. Max pressure 7 bar.

Art. no.	Max pressure	Capacity container	Weight	Dimensions (LxWxH) (mm)
50200	7 bar	24 l	9.8 kg	350x400x950

Art.no. **50225**

Mobile oil dispensing unit, consisting of 24 l – container with 2 wheels, level indicator, manometer, wide filling funnel, 1.6 m – rubber hose, oil control gun with electronic flow meter, art. no. 16200, with rigid outlet and automatic anti-drip nozzle.
Max pressure 7 bar.

Art. no.	Max pressure	Capacity container	Weight	Dimensions (LxWxH) (mm)
50225	7 bar	24 l	12 kg	350x400x950

Art.no. **50210**

Mobile oil dispensing unit, consisting of 40 l – container with 2 wheels, level indicator, manometer, wide filling funnel, 1.6 m – rubber hose, oil control gun, art. no. 14101, with rigid outlet and automatic anti-drip nozzle. Max pressure 5 bar.

Art. no.	Max pressure	Capacity container	Weight	Dimensions (LxWxH) (mm)
50210	5 bar	40 l	18 kg	380x400x1010

Art.no. **50226**

Mobile oil dispensing unit, consisting of 40 l – container with 2 wheels, level indicator, manometer, wide filling funnel, 1.6 m – rubber hose, oil control gun with electronic flow meter, art. no. 16200, with rigid outlet and automatic anti-drip nozzle.
Max pressure 5 bar.

Art. no.	Max pressure	Capacity container	Weight	Dimensions (LxWxH) (mm)
50226	5 bar	40 l	18.5 kg	380x400x1010

Ø 1/2"

Art.no. **14100**

Oil control gun, body in anodized aluminium, impact resistant, with trigger guard, cartridge filter, connections 1/2" BSP (F), max flow 50 l/min, max pressure 70 bar.

Art.no. **14102**

Oil control gun, based on art. no. 14100, with 1/2" BSP (M) inlet swivel, flexible rubber outlet, Ø 1/2", with 80° stem and automatic anti-drip nozzle.

Art.no. **14103**

Oil control gun, based on art. no. 14100, with 1/2" BSP (M) inlet swivel, Ø16 mm rigid outlet and automatic anti-drip nozzle.

Art.no. **14104**

Oil control gun with 1/2" BSP (M) inlet swivel.

Art.no. **14105**

Oil control gun, based on art. no. 14100, with 1/2" BSP (M) inlet swivel, Ø12 mm curved rigid outlet and automatic anti-drip nozzle.

Art.no. **14106**

Control gun for pure **antifreeze** with **EPDM** seals, body in anodized aluminium, impact resistant, withtrigger guard, cartridge filter, connections 1/2" BSP (F), max flow 50 l/min, max pressure 70 bar.

Art.no. **14107**

Oil control gun, based on art. no. 14100, with 1/2" BSP (M) inlet swivel, flexible rubber outlet, Ø 1/2", with 80° stem and manual anti-drip nozzle.

Art.no. **14108**

Oil control gun, based on art. no. 14100, with 1/2" BSP (M) inlet swivel, flexible rubber outlet Ø1/2" with 80°stem, oil flow transparent viewer and automatic anti-drip nozzle.

Art.no. **14109**

Control gun for pure **antifreeze**, with **VITON®** seals, 1/2" BSP (M) inlet swivel,, flexible rubber outlet Ø1/2" with 80°stem, and manual anti-drip nozzle.

Art.no. **14110**

Control gun for pure **antifreeze**, body in anodized aluminium, **VITON®** seals, impact resistant, with trigger guard, cartridge filter, connections 1/2" BSP (F), max flow 50 l/min, max pressure 70 bar.

Art.no. **14101**
Art.no. **14112**

Oil control gun, based on art. no. 14100, with 1/2" BSP (M) inlet swivel, rigid outlet, Ø 12 mm and automatic anti-drip nozzle.

Art.no. **14116**

Art.no. **14112**

Antifreeze control gun, based on art. no. 14100, with 1/2" BSP (M) inlet swivel, rigid outlet, Ø 12 mm and automatic anti-drip nozzle, **VITON®** seals.

Art.no. **14114**

Art.no. **14116**

Oil control gun, based on art.no. 14101, but equipped with combined manual/automatic anti-drip nozzle, art.no. 14261.

Art.no. **14114**

Oil control gun, based on art.no. 14102, but equipped with combined manual/automatic anti-drip nozzle, art.no. 14261.

Ø 3/4"

Art.no. **14150**

Art.no. **14150**
Oil control gun, body in anodized aluminium, impact resistant, with trigger guard, cartridge filter, connections 3/4" BSP (F), max. flow 100 l/min., max. pressure 70 bar.

Art.no. **14151**

Art.no. **14151**
Oil control gun, based on art.no. 14150, with 3/4" BSP (M) inlet swivel, rigid outlet, ø 3/4", without automatic anti-drip nozzle.

Art.no. **14152**

Art.no. **14152**
Oil control gun, based on art.no. 14150, with 3/4" BSP (M) inlet swivel, rigid outlet, ø 3/4", and automatic anti-drip nozzle.

Art.no. **14153**

Art.no. **14153**
Oil control gun, based on art.no. 14150, with 3/4" BSP (M) inlet swivel, flexible rubber outlet, ø 3/4", and automatic anti-drip nozzle.

Ø 1"

Art.no. **14300**

Art.no. **14300**
High delivery oil control gun, body in anodized aluminium, impact resistant, connections 1" BSP (F), max. flow 150 l/min., max. pressure 100 bar.

Art.no. **14300-A**
High delivery control gun for **antifreeze**, based on art.no. 14300, with **VITON®** seals.

Art.no. **14315**

Art.no. **14315**
High delivery oil control gun, based on art.no. 14300, with 1" BSP (M) inlet swivel, flexible rubber outlet, ø 1", with connections 1" BSP (M) and automatic anti-drip nozzle.

Art.no. **14315-A**
High delivery control gun for **antifreeze**, based on art.no. 14315, with **VITON®** seals.

Art.no. **14310**

Art.no. **14310**
High delivery oil control gun, based on art.no. 14300, with 1" BSP (M) inlet swivel, rigid outlet, ø 20 mm, and automatic anti-drip nozzle.

Art.no. **14310-A**
High delivery control gun for **antifreeze**, based on art.no. 14310, with **VITON®** seals.

OMPI expands its range of electronic oil flow meters with 2 and 4-button new lines: 2TT and 4TT.
All models have been redesigned with a new generation hardware board and have been structurally improved to facilitate some operations such as battery replacement and easier reading thanks to the larger display.
The models are available in two versions: with and without preset function.
The preset function allows to predetermine the quantity to be dispensed. All models are available with the option of radio frequency data transmission to be used in combination with RF ACCESS.

2TT

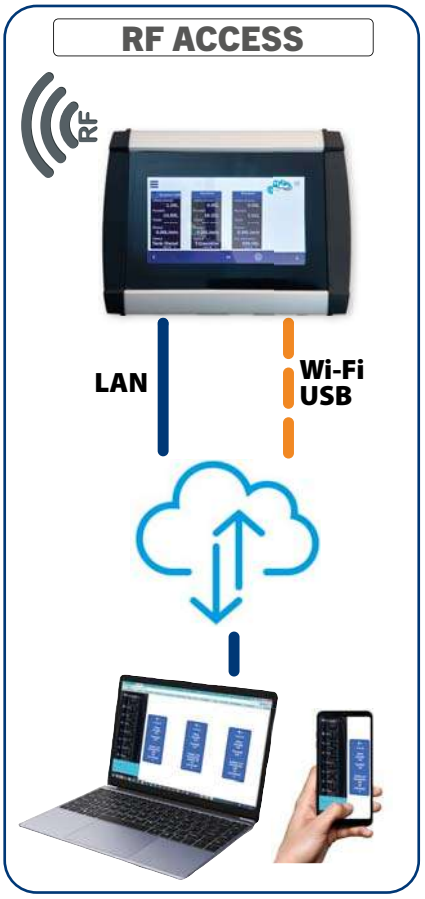

4TT - 4TTPS

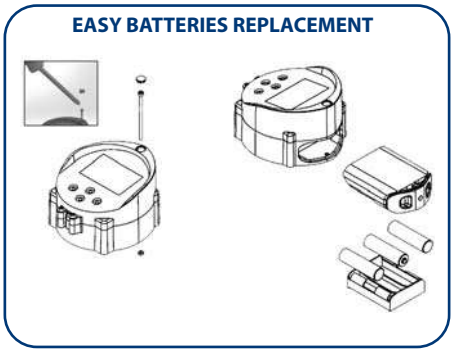

Ø 1/2"

2TT

Art.no. **16200**
Oil
Art.no. **16201**
Antifreeze

Art.no. **16202**
Oil
Art.no. **16202-A**
Antifreeze

Art.no. **16204**
Oil

Art.no. **16203**
Oil

Art.no. **16205**
Oil
Art.no. **16205-A**
Antifreeze

The **new electronic flow meter series *2TT NEPTUNE*** features the following characteristics:

- the function is based upon the oval gears measuring system combined with a probe that is measuring electromagnetic pulses monitored by an electronic component.

The flow meter allows to display four different measurement results:

1) the quantity of each individual fluid dispense: single operation measurement (resettable),
2) **FLOW:** It is possible to read the instant flow in liters, quarts, pints and gallons for a continuous monitoring of the precision of the flow meter within the work parameters,
3) **TRIP:** the quantity of a sum of dispenses: partial totalizer (resettable)
4) **TOTAL:** the total of all dispenses ever made: absolute totalizer (not resettable)

- possibility of recalibration by the customer to increase the accuracy of the final plant parameters;
- the flow meter has an enlarged display, with simultaneous visibility of 2 different totals (single operation and absolute total);
- the display additionally assures a perfect readability through included backlit feature;
- the flow meter offers the possibility of changing the measuring unit (liters, quarts, pints, gallons);
- it also assures an improved accuracy and repeatability of the measurement;
- easy change of the batteries throught a rear holder;
- the flow meter is equipped by a rubber protection guard;
- the control gun includes a trigger guard and an intergrated inline filter which allows an easier maintenance, offers the possibility of a gradual oil supply through the trigger, and permits to open the valve with a minimum effort.

Art.no. **16200**
Electronic oval gears flow meter for **oil**, series **NEPTUNE**, with control gun, rubber protection guard, trigger guard, rigid outlet ø 12 mm, automatic anti-drip nozzle and inlet swivel 1/2" BSP (M).

Art.no. **16201**
Electronic oval gears flow meter for **antifreeze**, series **NEPTUNE**, with control gun, rubber protection guard, trigger guard, rigid outlet ø 12 mm, automatic anti-drip nozzle and inlet swivel 1/2" BSP (M).

Art.no. **16202**
Electronic oval gears flow meter for **oil**, series **NEPTUNE**, with control gun, flexible rubber outlet, ø 1/2", with curved rigid 90° stem, automatic anti-drip nozzle and inlet swivel 1/2" BSP (M).

Art.no. **16202-A**
Electronic oval gears flow meter for **antifreeze**, series **NEPTUNE**, with control gun, rubber protection guard, trigger guard, flexible rubber hose with 90° bended rigid outlet and manual anti-drip nozzle.

Art.no. **16203**
Electronic oval gears fl ow meter for **antifreeze**, series **NEPTUNE**, with control gun, rubber protection guard, trigger guard, rigid outlet Ø 16 mm, automatic anti-drip nozzle and inlet swivel 1/2" BSP (M).

Art.no. **16204**
Electronic oval gears flow meter for oil, series **NEPTUNE**, with control gun, rubber protection guard, trigger guard, flexible rubber hose with 90° bended rigid outlet and automatic anti-drip nozzle.

Art.no. **16205**
Electronic oval gears flow meter for **oil**, series **NEPTUNE**, suitable for inline applications, connections 1/2" BSP (F).

Art.no. **16205-A**
Electronic oval gears flow meter for **antifreeze**, series **NEPTUNE**, for in-line uses.

Art. no.	16200	16201	16202 16202-A	16203	16204	16205 16205-A
Connections	M 1/2" BSP					F 1/2" BSP
Flow range	1 - 20 l/min					
Operating temperature range	+ 5°C / + 50°C					
Max working pressure	70 bar (1015 psi)					
Accuracy	± 0,5%					
Total max resettable	99999 l					
Total max non resettable	99999 l					
Voltage	3 x 1,5 V					
Weight	1,4 kg					0,83 kg

Not approved for fiscal transactions.

Ø 1/2"

4TT

Oil

Art.no. **16300**
Art.no. **16300-RF**
Oil

Art.no. **16301**
Art.no. **16301-RF**
Antifreeze

Art.no. **16302**
Art.no. **16302-RF**
Oil

Art.no. **16305**
Art.no. **16305-RF**
Oil

Art. no.	16300 16300-RF	16301 16301-RF	16302 16302-RF	16305 16305-RF
Connections	M 1/2" BSP			F 1/2" BSP
Flow range	1 - 20 l/min			
Operating temperature range	+ 5°C / + 50°C			
Max working pressure	70 bar (1015 psi)			
Accuracy	± 0,5%			
Total max resettable	99999 l			
Total max non resettable	99999 l			
Voltage	3 x 1,5 V			
Weight	1,4 kg			0,60 kg

Not approved for fiscal transactions.

The **new electronic flow meter series *4TT*** features the following characteristics:

- the function is based upon the oval gears measuring system combined with a probe that is measuring electromagnetic pulses monitored by an electronic component.;
- the flow meter allows to display five different measurement results:

1) the quantity of each individual fluid dispense: single operation measurement (resettable),
2) **FLOW:** It is possible to read the instant flow in liters, quarts, pints and gallons for a continuous monitoring of the precision of the flow meter within the work parameters,
3) **TRIP:** the quantity of a sum of dispenses: partial totalizer (resettable),
4) **TOTAL:** the total of all dispenses ever made: absolute totalizer (not resettable),
5) **MEMORY:** traceability of operations up to 1,000 records with indication of the unit of measurement, date and time in which the delivery was performed.

- possibility of recalibration by the customer to increase the accuracy of the final plant parameters;
- the flow meter has an enlarged display, with simultaneous visibility of 2 different totals (single operation and absolute total);
- the display additionally assures a perfect readability through included backlit feature;
- the flow meter offers the possibility of changing the measuring unit (liters, quarts, pints, gallons);
- it also assures an improved accuracy and repeatability of the measurement;
- easy change of the batteries throught a rear holder;
- the flow meter is equipped by a rubber protection guard;
- the control gun includes a trigger guard and an intergrated inline filter which allows an easier maintenance, offers the possibility of a gradual oil supply through the trigger, and permits to open the valve with a minimum effort.

Art.no. **16300**
Electronic oval gears flow meter for **oil**, series **MARS**, with control gun, rubber protection guard, trigger guard, rigid outlet ø 12 mm, automatic anti-drip nozzle and inlet swivel 1/2" BSP (M).

Art.no. **16301**
Electronic oval gears flow meter for **antifreeze**, series **MARS**, with control gun, rubber protection guard, trigger guard, rigid outlet ø 12 mm, automatic anti-drip nozzle and inlet swivel 1/2" BSP (M).

Art.no. **16302**
Electronic oval gears flow meter for **oil**, series **MARS**, with control gun, flexible rubber outlet, ø 1/2", with curved rigid 90° stem, automatic anti-drip nozzle and inlet swivel 1/2" BSP (M).

Art.no. **16305**
Electronic oval gears flow meter for **oil**, series **MARS**, suitable for inline applications, connections 1/2" BSP (F).

The flow meters of series JUPITER are sophisticated flow meter models due to a radio frequency data transmission to be used in combination with the OMPI TOUCH control unit.

Art.no. **16300-RF**
Electronic oval gears flow meter for **oil**, series **JUPITER**, with control gun, rubber protection guard, trigger guard, rigid outlet ø 12 mm, automatic anti-drip nozzle and inlet swivel 1/2" BSP (M).

Art.no. **16301-RF**
Electronic oval gears flow meter for **antifreeze**, series **JUPITER**, with control gun, rubber protection guard, trigger guard, rigid outlet ø 12 mm, automatic anti-drip nozzle and inlet swivel 1/2" BSP (M).

Art.no. **16302-RF**
Electronic oval gears flow meter for **oil**, series **JUPITER**, with control gun, flexible rubber outlet, ø 1/2", with curved rigid 90° stem, automatic anti-drip nozzle and inlet swivel 1/2" BSP (M).

Art.no. **16305-RF**
Electronic oval gears flow meter for **oil**, series **JUPITER**, suitable for inline applications, connections 1/2" BSP (F).

RF

Ø 1/2"

4TTPS

PRESET

Art.no. **16100**
Art.no. **16100-RF**
Oil

Art.no. **16110**
Art.no. **16110-RF**
Antifreeze

Art.no. **16120**
Art.no. **16120-RF**
Oil

Art.no. **16130**
Art.no. **16130-RF**
Oil

The **new electronic flow meter series *4TTPS*** features the following characteristics:

- the function is based upon the oval gears measuring system combined with a probe that is measuring electromagnetic pulses monitored by an electronic component.

The flow meter allows to display six different measurement results:

1) the quantity of each individual fluid dispense: single operation measurement (resettable),
2) **FLOW:** It is possible to read the instant flow in liters, quarts, pints and gallons for a continuous monitoring of the precision of the flow meter within the work parameters,
3) **TRIP:** the quantity of a sum of dispenses: partial totalizer (resettable)
4) **TOTAL:** the total of all dispenses ever made: absolute totalizer (not resettable)
5) **MEMORY:** traceability of operations up to 1,000 records with indication of the unit of measurement, date and time in which the delivery was performed.
6) **PSET:** preselection of the quantity to be dispensed.

- possibility of recalibration by the customer to increase the accuracy of the final plant parameters;
- the flow meter has an enlarged display, with simultaneous visibility of 2 different totals (single operation and absolute total);
- the display additionally assures a perfect readability through included backlit feature;
- the flow meter offers the possibility of changing the measuring unit (liters, quarts, pints, gallons);
- it also assures an improved accuracy and repeatability of the measurement;
- easy change of the batteries throught a rear holder;
- the flow meter is equipped by a rubber protection guard;
- the control gun includes a trigger guard and an intergrated inline filter which allows an easier maintenance, offers the possibility of a gradual oil supply through the trigger, and permits to open the valve with a minimum effort.

Art.no. **16100**
Electronic oval gears preset flow meter for **oil**, series **MERCURY**, with control gun, rubber protection guard, trigger guard, rigid outlet ø 12 mm, automatic anti-drip nozzle and inlet swivel 1/2" BSP (M).

Art.no. **16110**
Electronic oval gears preset flow meter for **antifreeze**, series **MERCURY**, with control gun, rubber protection guard, trigger guard, rigid outlet ø 12 mm, manual anti-drip nozzle and inlet swivel 1/2" BSP (M).

Art.no. **16120**
Electronic oval gears preset flow meter for **oil**, series **MERCURY**, with control gun, flexible rubber outlet, ø 1/2", with curved rigid 90° stem, automatic anti-drip nozzle and inlet swivel 1/2" BSP (M).

Art.no. **16130**
Electronic oval gears preset flow meter for oil, series **MERCURY**, with control gun, rubber protection guard, trigger guard, rigid outlet ø 16 mm, automatic anti-drip nozzle and inlet swivel 1/2" BSP (M).

The flow meters of series URANUS are sophisticated flow meter models due to a radio frequency data transmission to be used in combination with the RF CONNECT control unit.

Art.no. **16100-RF**
Electronic oval gears preset flow meter for **oil**, series **URANUS**, with control gun, rubber protection guard, trigger guard, rigid outlet ø 12 mm, automatic anti-drip nozzle and inlet swivel 1/2" BSP (M).

Art.no. **16110-RF**
Electronic oval gears preset flow meter for **antifreeze**, series **URANUS**, with control gun, rubber protection guard, trigger guard, rigid outlet ø 12 mm, manual anti-drip nozzle and inlet swivel 1/2" BSP (M).

Art.no. **16120-RF**
Electronic oval gears preset flow meter for **oil**, series **URANUS**, with control gun, flexible rubber outlet, ø 1/2", with curved rigid 90° stem, automatic anti-drip nozzle and inlet swivel 1/2" BSP (M).

Art.no. **16130-RF**
Electronic oval gears preset flow meter for **oil**, series **URANUS**, with control gun, rubber protection guard, trigger guard, rigid outlet ø 16 mm, automatic anti-drip nozzle and inlet swivel 1/2" BSP (M).

Art. no.	16100 16100-RF	16110 16110-RF	16120 16120-RF	16130 16130-RF
Connections	M 1/2" BSP			
Flow range	1 - 20 l/min			
Operating temperature range	+ 5°C / + 50°C			
Max working pressure	50 bar (725 psi)			
Accuracy	± 0,5%			
Total max resettable	99999 l			
Total max non resettable	99999 l			
Voltage	3 x 1,5 V			
Weight	2 kg			

Not approved for fiscal transactions.

Ø 3/4"

Oil

Art.no. **15500**

Art.no. **15500**

Electronic oval gears high delivery flow meter for oil, **series *Oil Neptune HFlow,*** with control gun ø 3/4", trigger guard, rigid outlet, automatic anti-drip nozzle and 3/4" BSP (M) inlet swivel.

This high volume series allows to accelerate the oil supplies by the use of a flow meter that guarantees high accuracy measurement even at high flow rates.

Art.no. **3105.0028**

Rubber protection guard, suitable for flow meters of high delivery series "Oil HFlow". Provides a good protection against any shocks.

Art.no. **15550**

Art.no. **15550**

Electronic oval gears high delivery flow meter for oil, **series *Oil Neptune HFlow,*** with control gun ø 3/4", trigger guard, cartridge filter, flexible rubber outlet ø 3/4", automatic anti-drip nozzle and 3/4" BSP (M) inlet swivel.

Art.no.	15500	15550
Connections	M 3/4" BSP	
Flow range	10 - 90 l/min	
Operating temperature range	+ 5°C / + 50°C	
Max working pressure	70 bar (1015 psi)	
Accuracy	± 1%	
Total max resettable	9999 l	
Total max non resettable	9999 l	
Voltage	3 x 1,5 V	
Weight	3,7 kg	

Not approved for fiscal transactions.

Ø 1" Ø 1" 1/4

Art.no. **72740**

Art.no. **72740**

Electronic oval gears high delivery flow meter for oil, **series *Oil Neptune HFlow*,** with control gun ø 1", trigger guard, rigid outlet ø 20 mm, automatic anti-drip nozzle and 1" BSP (M) inlet swivel.

This high volume series allows to accelerate the oil supplies by the use of a flow meter that guarantees high accuracy measurement even at high flow rates.

Art.no. **72730**
Art.no. **72735**

Art.no. **72730**

Electronic oval gears high delivery flow meter for oil, **series *Oil Neptune HFlow*,** suitable for inline applications, connections 1" BSP (F).

Art.no. **72735**

Electronic oval gears high delivery flow meter for oil, **series *Oil Neptune HFlow***, suitable for inline applications, connections 1" 1/4 BSP (F).

Art.no. **72745**

Art.no. **72745**

Electronic oval gears high delivery flow meter for oil, **series *Oil Neptune HFlow*,** with control gun ø 1", trigger guard, cartridge filter, flexible rubber outlet ø 1", automatic anti-drip nozzle and 1" BSP (M) inlet swivel.

Art.no.	72730	72735	72740	72745
Connections	F 1" BSP	F 1" 1/4 BSP	M 1" BSP	
Flow range	20 - 100 l/min	20 - 150 l/min	20 - 100 l/min	
Operating temperature range	+ 5°C / + 50°C			
Max working pressure	40 bar (580 psi)		100 bar (1450 psi)	
Accuracy	± 1%			
Total max resettable	9999 l			
Total max non resettable	9999 l			
Voltage	3 x 1,5 V			
Weight	1,6 kg	1,8 kg	3,9 kg	

Not approved for fiscal transactions.

Art.no. **15867**

Art.no. **15863**

Mechanical oval gears flow meter, with body in aluminium, for oil and antifreeze, with two totalizers suitable for inline applications.

Art.no. **15867**

Mechanical oval gears flow meter for oil, with control gun.

Art.no. **15863**

Art. no.	Connections	Max flow	Operating temperature range	Max working pressure	Accuracy	Total max resettable	Total max non resettable	Weight
15863	1/2" BSP (F)	15	0°C / +50°C	70 bar (1015 psi)	+ / - 0.5%	999.9 l	999999 l	0.68 Kg
15867	1/2" BSP (M)							1.1 Kg

AArt.no. **15865**

Mechanical, analogical flow meter for oil and antifreeze, with control gun, rigid outlet ø 12 mm, automatic anti-drip nozzle and inlet swivel 1/2" BSP (M).

Art. no.	Connections	Max flow	Operating temperature range	Max working pressure	Accuracy	Total max resettable	Total max non resettable	Weight
15865	1/2" BSP (M)	15	+10°C / +50°C	70 bar (1015 psi)	+ / - 0.5%	0-10 l	9999 l	1.6 Kg

Art.no. **15870**

Mechanical, analogical preset flow meter for oil, with integrated control gun, trigger guard, rigid outlet Ø 12 mm, automatic anti-drip nozzle and inlet swivel 1/2" BSP (M). Preset values 0 – 60 l.

Art. no.	Connections	Max flow	Operating temperature range	Max working pressure	Accuracy	Total max resettable	Total max non resettable	Weight
15870	1/2" BSP (M)	15 l/min	+10°C / +50°C	50 bar (725 psi)	+ / - 0.5%	0-16 l 0-60 l	9999 l	1.6 Kg

Art.no. **16850**

Digital flow meter for oil **series *Oil Neptune***, suitable for in-line use. Connections 1/4" BSP

Art. no.	Connections	Max flow	Operating temperature range	Max working pressure	Accuracy	Total max resettable	Total max non resettable	Weight
16850	1/4" BSP (F)	0.2 - 2 l/min	+10°C / +50°C	70 bar (1015 psi)	+ / - 0.5%	0-10 l	9999 l	1.6 Kg

Art.no. **15950**
Oil

Art.no. **15951**
Antifreeze

Art.no. **15952**
Oil

Art.no. **15950**

Electronic oval gears flow meter for oil **series *BLC,*** with control gun with trigger guard, rubber protection guard, rigid outlet ø 12 mm, automatic anti-drip nozzle and inlet swivel 1/2" BSP (M).

Art.no. **15951**

Electronic oval gears flow meter for **antifreeze**, **series *BLC,*** with control gun with trigger guard, rubber protection guard, rigid outlet ø 12 mm, manual anti-drip nozzle and inlet swivel 1/2" BSP (M).

Art.no. **15952**

Electronic oval gears flow meter for oil, **series *BLC***, with control gun, flexible rubber outlet, ø 1/2", with curved rigid 90° stem, automatic anti-drip nozzle and inlet swivel 1/2" BSP (M).

Art. no.	**15950**	**15951**	**15952**
Connections	1/2" BSP (M)		
Flow range	1 - 20 l/min		
Operating temperature range	+ 10°C / + 50°C		
Max working pressure	70 bar (1015 psi)		
Accuracy	+/- 0.5%		
Total max resettable	9999 l		
Total max non- resettable	9999 l		
Voltage	3x1,5 V		
Weight	1.5 kg		

Not approved for fiscal transactions.

Art.no. **14256**
Automatic anti-drip nozzle ø 18 mm.
Connection F 3/8" BSP.

Art.no. **14234**
Manual anti-drip nozzle with screw shut-off ø 14 mm.
Connection F - M12x1 mm.

Art.no. **14238**
Manual anti-drip nozzle with screw shut-off ø 14 mm.
Connection M - M12x1 mm.

Art.no. **14255**
Automatic anti-drip nozzle, Ø 12 mm - length 34 mm.
Connection M10x1 (F).

Art.no. **14254**
Manual anti-drip nozzle Ø 12.5 mm.
Connection M10x1 (F).

Art.no. **14350**
Automatic anti-drip nozzle ø 29 mm, suitable for high delivery oil control guns.
Connection 1" BSP (F).

Art.no. **14350-A**
Automatic anti-drip nozzle ø 29 mm for oil and antifreeze with VITON® seals.
Connection F 1" BSP.

Art.no. **14160**
Automatic anti-drip nozzle ø 20 mm.
Connection F 3/4" BSP.

Art.no. **14261**
Manual anti-drip nozzle with tap Ø 12.5 mm.
Connection M10x1 (F).

Art.no. **14208**
Straight flexible rubber outlet, length 300 mm, with manual anti-drip nozzle with screw regulation. Connection 1/2" BSP (M).

Art.no. **14216**
Curved rigid outlet, Ø 12 mm, 1/2" BSP (M), with automatic anti-drip nozzle.

Art.no. **14220**
Standard rigid outlet, Ø 12 mm, 1/2" BSP (M), with automatic anti-drip nozzle.

Art.no. **14230**
Standard rigid outlet, Ø 16 mm, 1/2" BSP (M), with automatic anti-drip nozzle.

Art.no. **14209**
Flexible rubber outlet, Ø 1/2", with curved rigid 80° stem and automatic anti-drip nozzle. Connection 1/2" BSP (M).

Art.no. **14219**
Flexible rubber outlet, ø 1/2", with curved rigid 80° stem and combined manual/automatic anti-drip nozzle, art.no. 14261. Connection 1/2" BSP (M).

Art.no. **14240**
Inline oil flow control tube, with transparent insert.

Art.no. **14210**
Flexible rubber outlet, Ø 1/2", with curved rigid 80° stem and manual anti-drip nozzle. Connection 1/2" BSP (M).

Art.no. **14211**
Flexible rubber outlet, Ø 1/2", with curved rigid 80° stem and manual anti-drip nozzle with screw shut-off. Connection M 1/2" BSP.

Art.no. **14218**
Standard rigid outlet, Ø 12 mm, 1/2" BSP (M), with manual anti-drip nozzle.

Art.no. **14222**
Standard rigid outlet, Ø 12 mm, 1/2" BSP (M), with combined manual/automatic anti-drip nozzle.

Art.no. **14253**

Art.no. **14253**
Inlet swivel, in galvanized steel, connections 1/2" BSP (M), max static pressure 200 bar.

Art.no. **14253-NPT**
Inlet swivel, in galvanized steel, connections 1/2" BSP -NPT (M), max static pressure 200 bar.

Art.no. **14253-A**
Inlet swivel for antifreeze, in brass, connections 1/2" BSP (M), max static pressure 200 bar.

Art.no. **14225**

Art.no. **14252**

Art.no. **14225**
Adapter for 12 mm ø extension – Connection 1/2" BSP (M).

Art.no. **14252**
Adapter for 16 mm ø extension – Connection 1/2" BSP (M).

Art.no. **3105.0028**
Rubber bumper protector for flow meters. Provides greater safety thanks to little flaps that allow better shock absorption.

Art.no. **71080**
Electronic oval gears flow meter with pulse transmitter, suitable for oil, diesel and antifreeze, including a 24 VDC - solenoid valve, an in-line 125 µm cartridge filter and a wall bracket.
Appropriate to the use in combination with electronic oil monitoring systems by the use of an external receiver.

Art.no. **71081** Electronic oval gears flow meter with pulse transmitter, such as art. no. 71080, for grease.

Art. no.	Connections	Max flow	Operating temperature range	Max working pressure	Accuracy	Number of pulses	Weight	Dimensions (LxWxH) (mm)
71080	1/2" BSP (F)	20 l/min	+5°C / +80°C	100 bar (1450 psi)	+ / - 0,5%	95/l	1.5 kg	120X120X160
71081				250 bar (3626 psi)				

Art.no. **71090**
Electronic oval gears flow meter with pulse transmitter, suitable for oil, diesel and antifreeze, including a 24 VDC - solenoid valve, an in-line 105 µm cartridge filter and a wall bracket.
Appropriate to the use in combination with electronic oil monitoring systems by the use of an external receiver.

Art. no.	Connections	Max flow	Operating temperature range	Max working pressure	Accuracy	Number of pulses	Weight	Dimensions (LxWxH) (mm)
71090	1" BSP (F)	30 l/min	+5°C / +80°C	250 bar (3626 psi)	+ / - 0.5%	50/l	2.5 kg	120X120X175

Art.no. **71085**
Electronic oval gears flow meter with pulse transmitter, body in Arnite, including a stainless steel 24 VDC - solenoid valve, an in-line 125 µm cartridge filter and a wall bracket. Suitable for the use with water-based fluids and AdBlue® (DEF).
Appropriate to the use in combination with electronic oil monitoring systems by the use of an external receiver.

Art. no.	Connections	Max flow	Operating temperature range	Max working pressure	Accuracy	Number of pulses	Weight	Dimensions (LxWxH) (mm)
71085	1/2" BSP (F)	10 l/min	+5°C / +80°C	10 bar (145 psi)	+ / - 0.5%	95/l	1.5 kg	120X120X160

Art.no. **71075**

Electronic oval gears flow meter with pulse transmitter, body in IXEF®, including a stainless steel 24 VDC - solenoid valve. Suitable for the use with water-based fluids and AdBlue® (DEF).
Appropriate to the use in combination with electronic oil monitoring systems by the use of an external receiver.

Art. no.	Connections	Max flow	Operating temperature range	Max working pressure	Accuracy	Number of pulses	Weight
71075	1/2" BSP (M)	35 l/min	+5°C / +70°C	30 bar (435 psi)	+ / - 0.5%	78/l	0.6 kg

Art.no. **71061**

Electronic oval gears flow meter with pulse transmitter, suitable for oil and antifreeze.
Appropriate to the use in combination with electronic oil monitoring systems by the use of an external receiver.

Art.no. **71070**

Electronic oval gears flow meter with pulse transmitter, body in IXEF®.
Suitable for the use with water-based fluids and AdBlue® (DEF).

Art. no.	Connections	Max flow	Operating temperature range	Max working pressure	Accuracy	Number of pulses	Weight
71061	1/2" BSP (M)	20 l/min	+5°C / +50°C	70 bar (1015 psi)	+ / - 0.5%	78/l	0.6 Kg
71070				5 bar (72 psi)			0.4 Kg

Art.no. **71063**

Electronic oval gears high delivery flow meter with pulse transmitter, suitable for oil, diesel and antifreeze.
Appropriate to the use in combination with electronic oil monitoring systems by the use of an external receiver.

Art. no.	Connections	Max flow	Operating temperature range	Max working pressure	Accuracy	Number of pulses	Weight
71063	1" BSP (F)	70 l/min	+ 5°C / +50°C	50 bar (725 psi)	+ / - 0.5%	39/l	1.6 kg

Art.no. **50606**

Wall-mounted dispensing bar, suitable for oil and antifreeze, equipped with 1 spring operated spigot with splash guard filter and drain valve for drip tray. Inlet connections 3/4" BSP (F). The unit is prepared for the installation of 2 more spigots.

Optional: Plastic or tin plate measures (see page 63) available as accessories on request.

Art. no.	Weight	Dimensions (LxWxH) (mm)
50606	11 kg	500x300x500

Art.no. **40450**

Spring operated spigot, in galvanized steel, with splash guard filter, max pressure 24 bar, for the use with oil and antifreeze.

Art.no. **40450**

Art.no. **50601**

Wall-mounted dispensing bar for oil, equipped with: pneumatic rotary gear pump art.no. 31221OT with wall bracket, suction hose, digital flow meter, spring operated spigot.

Art. no.	Weight	Dimensions (LxWxH) (mm)
50601	13 kg	500x300x600

Art.no. **50607**

Wall-mounted oil/antifreeze dispensing unit equipped with 3 lever taps with automatic non-drip function. 3/4" BSP fittings (F).
Cans optional.

Art. no.	Weight	Dimensions (LxWxH) (mm)
50607	11 kg	500x300x500

Art.no. **49721**

Oil dispensing kit, suitable for the dispensing of 2 oil types from 208 l – drums, with spill containment pallet, consisting of:

- Tank Service Base for 2 drums of 208 l, art. no. 49730, with metal mounting rack;
- 2 pcs. of pneumatic 1:1 – oil pumps, art. no. 31237;
- 2 pcs. of suction tube with bung adapters for drums, art. no. 22071FE;
- 2 pcs. of suction hoses for connection pump – suction tube, art. no. 31258;
- 1 pc. of wall-mounted dispensing bar, art. no. 50606, equipped with 2 spigots, art. no. 40450;
- 2 pcs. of pressure regulators and air filter with moisture separator, art. no. 40360;
- 2 pcs. of connection hoses for the connection of pump and dispensing bar.

OPTIONAL
Plastic or tin plate measures (see page 63) available as accessories on request.

Art.no. **51390 OIL TEST – Sample recovery pump** **Packs of 10 pieces**

This device is used for taking samples of oil from machines or mechanical systems by drawing it out with the included suction pump into a small HDPE bottle (included) which then can be sent to a laboratory for analyzing its quality.

Art.no. **51390-F** **Packs of 10 pieces**

Small HDPE bottle with connection adapter.
Capacity: 250 ml
Packing dimensions: 270x160x130 mm.

Art.no. **51300** **Packs of 10 pieces**
Suction gun, single acting, capacity 800 ml, Ø tube 57 mm, with flexible outlet. Suitable for the use with oil, fuel, antifreeze and windshield washer fluid.

Art.nos. **51240 - 51340** **Packs of 10 pieces**
Suction gun, in brass, single acting, Ø tube 50 mm, with straight rigid outlet. Suitable for the use with oil, fuel, antifreeze and windshield washer fluid.

Art.no. 51240 capacity 500 ml
Art.no. 51340 capacity 1000 ml

Art.nos. **51301 - 51302** **Packs of 10 pieces**
Suction gun, in aluminium, double acting, Ø tube 55 mm, with two plastic hoses for suction and discharge. Suitable for the use with oil, fuel, petrol, antifreeze and windshield washer fluid.

Art.no. 51301 capacity 500 ml
Art.no. 51302 capacity 1000 ml

Art.nos. **51303 - 51304** **Packs of 10 pieces**

Suction gun, single acting, with transparent, graduated plastic tube, plastic hose and metal outlet pipe. Suitable for the use with oil, fuel, antifreeze and windshield washer fluid.

Art.no. 51303 capacity 500 ml
Art.no. 51304 capacity 1000 ml

Art.no. **51104** **Packs of 10 pieces**

Funnel, in polyethylene, with flexible plastic spout and integrated filter, oil- and acid-resistant, ø 180 mm, with protection cover and cap on flexible spout.

Art.no. **51106** **Packs of 10 pieces**

Funnel, in polyethylene, with flexible plastic spout and integrated filter, oil- and acid-resistant, ø 220 mm, with protection cover and cap on flexible spout.

Art.no. **51107** **Packs of 10 pieces**

Metal funnel, ø 170 mm, capacity 1,3 l, with plastic spout and detachable brass strainer.

Measuring jug, in high density polyethylene, with funnel type outlet and flexible extension.

Art.no. **50977** capacity 1 l — Packs of 5 pieces
Art.no. **50975** capacity 2 l — Packs of 5 pieces
Art.no. **50978** capacity 3 l — Packs of 5 pieces
Art.no. **50979** capacity 5 l — Packs of 5 pieces

Transparent measuring jug, in oil and acid resistant polyethylene, stackable and unbreakable. Temperature range: -10° C +120°C.

Art.no. **50960** capacity 0.25 l - scale graduation 5 ml — Packs of 5 pieces
Art.no. **50961** capacity 0.50 l - scale graduation 10 ml — Packs of 5 pieces
Art.no. **50962** capacity 1 l - scale graduation 10 ml — Packs of 5 pieces
Art.no. **50963** capacity 2 l - scale graduation 20 ml — Packs of 5 pieces
Art.no. **50964** capacity 3 l - scale graduation 50 ml — Packs of 5 pieces
Art.no. **50965** capacity 5 l - scale graduation 100 ml — Packs of 5 pieces

Measuring jug, in high density polyethylene, with funnel type outlet, flexible extension with cap, protection cover. Suitable for the use with oil, fuel, antifreeze, windshield washer fluid, break fluid, battery fluid.

Art.no. **50972** capacity 1 l — Packs of 5 pieces
Art.no. **50973** capacity 2 l — Packs of 5 pieces
Art.no. **50976** capacity 5 l — Packs of 5 pieces

Art.no. **50966** Art.no. **50967** Art.no. **50968**

Measuring jug, tin-plate, suitable for the use with oil, fuel and antifreeze.

With rigid, plastic discharge spout:

Art.no. **50966** capacity 0.5 l — Packs of 5 pieces
Art.no. **50967** capacity 1 l — Packs of 5 pieces
Art.no. **50968** capacity 2 l — Packs of 5 pieces

Art.no. **50969** Art.no. **50970**

With flexible metal discharge spout:

Art.no. **50969** capacity 1 l — Packs of 5 pieces
Art.no. **50970** capacity 2 l — Packs of 5 pieces

Art.no. **31236**

Stationary pneumatic oil dispensing kit for 208 l - drums, consisting of:

- Pneumatic double acting 3:1 - oil pump, art. no. 31233;
- Plastic bung adapter for the fixation of pumps on drums, art. no. 065420;
- 3 m – rubber hose Ø 1/2", art. no. 31003;
- Oil control gun with 1/2" BSP (M) inlet swivel, rigid outlet and automatic anti-drip nozzle, art. no. 14101;
- Pressure regulator and air filter with moisture separator, art. no. 40360.

Art.no. **31856**

Stationary pneumatic oil dispensing kit with electronic oil flow meter, for 208 l - drums, consisting of:

- Pneumatic double acting 3:1 - oil pump, art. no. 31233;
- Plastic bung adapter for the fixation of pumps on drums, art. no. 065420;
- 3 m - rubber hose Ø 1/2", art. no. 31003;
- Electronic flow meter for oil, with control gun, rubber protection guard, trigger guard, rigid outlet, automatic anti-drip nozzle and inlet swivel 1/2" BSP (M), art. no. 16200;
- Pressure regulator and air filter with moisture separator, art. no. 40360.

Art.no. **35236**

Stationary pneumatic oil dispensing kit for 208 l - drums, consisting of:

- Pneumatic double acting 5:1 - oil pump, art. no. 31235;
- Plastic bung adapter for the fixation of pumps on drums, art. no. 065420;
- 3 m - rubber hose Ø 1/2", art. no. 31003;
- Oil control gun with 1/2" BSP (M) inlet swivel, rigid outlet and automatic anti-drip nozzle, art.no. 14101;
- Pressure regulator and air filter with moisture separator, art. no. 40360.

Art.no. **35856**

Stationary pneumatic oil dispensing kit with electronic oil fl ow meter, for 208 l - drums, consisting of:

- Pneumatic double acting 5:1 - oil pump, art. no. 31235;
- Plastic bung adapter for the fixation of pumps on drums, art. no. 065420;
- 3 m - rubber hose Ø 1/2", art. no. 31003;
- Electronic fl ow meter for oil, with control gun, rubber protection guard, trigger guard, rigid outlet, automatic anti-drip nozzle and inlet swivel 1/2" BSP (M), art. no. 16200;
- Pressure regulator and air filter with moisture separator, art. no. 40360.

Kit **31240KIT**

Stationary pneumatic oil dispensing kit, for 208 l - drums, consisting of:

- Pneumatic simple acting 5:1 - oil pump, art. no. 31250;
- Plastic bung adapter for the fixation of pumps on drums, art. no. 065420;
- Open hose reel, standard series, art. no. 37115;
- 15 m – rubber hose Ø 1/2", art. no. 31015;
- 2 m – rubber connection hose Ø 1/2", art. no. 31002;
- Electronic flow meter for oil, with control gun, rubber protection guard, trigger guard, rigid outlet, automatic anti-drip nozzle and inlet swivel 1/2" BSP (M), art. no. 16200;
- Pressure regulator and air filter with moisture separator, art. no. 40360.

OPTIONAL
- Wall mounted gun holder with drip tray, art. no. 50605;
- Pivoting wall bracket for hose reel, art. no. 39535 (only suitable for single installations);
- Hydraulic spring brake device for the controlled and safe rewinding of hoses. Please add suffix "/HB" to the individual hose reel article number.

Kit **31260KIT**

Stationary pneumatic oil dispensing kit, for 208 l – drums, consisting of:

- Pneumatic double acting 3:1 - oil pump, art. no. 31233;
- Plastic bung adapter for the fixation of pumps on drums, art. no. 065420;
- Open hose reel, adjustable arms series, art. no. 37115B;
- 15 m – rubber hose Ø 1/2", art. no. 31015;
- 2 m – rubber connection hose Ø 1/2", art. no. 31002;
- Electronic flow meter for oil, with control gun, rubber protection guard, trigger guard, rigid outlet, automatic anti-drip nozzle and inlet swivel 1/2" BSP (M), art. no. 16200;
- Pressure regulator and air filter with moisture separator, art. no. 40360.

OPTIONAL
- Wall mounted gun holder with drip tray, art. no. 50605;
- Pivoting wall bracket for hose reel, art. no. 39535 (only suitable for single installations);
- Hydraulic spring brake device for the controlled and safe rewinding of hoses. Please add suffix "/HB" to the individual hose reel article number.

Kit **31250KIT**

Stationary pneumatic oil dispensing kit, for 208 l – drums, consisting of:

- Pneumatic simple acting 5:1 - oil pump, art. no. 31250;
- Plastic bung adapter for the fixation of pumps on drums, art. no. 065420;
- Enclosed hose reel, art. no. 35300;
- 15 m – rubber hose Ø 1/2", art. no. 31015;
- 2 m – rubber connection hose Ø 1/2", art. no. 31002;
- Electronic flow meter for oil, with control gun, rubber protection guard, trigger guard, rigid outlet, automatic anti-drip nozzle and inlet swivel 1/2" BSP (M), art. no. 16200;
- Pressure regulator and air filter with moisture separator, art. no. 40360.

OPTIONAL
- Wall mounted gun holder with drip tray, art. no. 50605
- Pivoting wall bracket for hose reel, art. no. 39507 (only suitable for single installations)
- Hydraulic spring brake device for the controlled and safe rewinding of hoses. Please add suffix "/HB" to the individual hose reel article number.

Kit **31270KIT**

Stationary pneumatic oil dispensing kit, for 208 l – drums, consisting of:

- 3 pcs. of pneumatic double acting 3:1 - oil pumps, art. no. 31233;
- 3 pcs. of plastic bung adapters for the fixation of pumps on drums, art. no. 065420;
- 3 pcs. of enclosed hose reels, art. no. 35300;
- 3 pcs. of 15 m – rubber hoses 1/2", art. no. 31015;
- 1 pc. of 3 m – rubber connection hose 1/2", art. no. 31003;
- 1 pc. of 4 m – rubber connection hose 1/2", art. no. 31004;
- 1 pc. of 5 m – rubber connection hose 1/2", art. no. 31005;
- 3 pcs. of electronic flow meters for oil, with control gun, rubber protection guard, trigger guard, rigid outlet, automatic anti-drip nozzle and inlet swivel 1/2" BSP (M), art. no. 16200;
- 3 pcs. of wall mounted gun holders with drip tray, art. no. 50605;
- 3 pcs. of pressure regulators and air filters with moisture separators, art. no. 40360
- 4 pcs. of plastic casing elements for hose reel battery, art. nos. 35310, 35320, 35330;
- 1 pc. of mounting panels for hose reels, art. no. 49717;
- 3 pcs. metal counter brackets with fixing screws art. no. 35340.

OPTIONAL
- Hydraulic spring brake device for the controlled and safe rewinding of hoses. Please add suffix "/HB" to the individual hose reel article number!

Art.no. **50460**

Oil dispensing unit for 60L drums, composed of:

- Hand-operated pump, art.no. 50806
- Trolley for 60L drums, art.no. 80722.

Art. no.	Weight	Dimensions (LxWxH) (mm)
50460	29 Kg	630x200x640

Art.no. **31365**

Mobile pneumatic oil dispensing kit with electronic oil fl ow meter, for 60 l - drums, consisting of:

- Pneumatic double acting 3:1 - oil pump, art. no. 31234;
- Trolley with 4 wheels, art. no. 80722;
- 3 m – rubber hose Ø 1/2", art. no. 31003;
- Oil control gun with 1/2" BSP (M) inlet swivel, rigid outlet and automatic anti-drip nozzle, art.no. 14101;
- Pressure regulator and air filter with moisture separator, art. no. 40360.

Art. no.	Weight	Dimensions (LxWxH) (mm)
31365	29 Kg	600x600x1050

Art.no. **31370**

Mobile pneumatic oil dispensing kit with electronic oil flow meter, for 60 l - drums, consisting of:

- Pneumatic double acting 3:1 - oil pump, art. no. 31234;
- Plastic bung adapter for the fixation of pumps on drums, art. no. 065420;
- Trolley with 4 wheels, art. no. 80722;
- 3 m – rubber hose Ø 1/2", art. no. 31003;
- Electronic flow meter for oil, with control gun, rubber protection guard, trigger guard,rigid outlet, automatic anti-drip nozzle and inlet swivel 1/2" BSP (M), art. no. 16200;
- Pressure regulator and air filter with moisture separator, art. no. 40360.

Art. no.	Weight	Dimensions (LxWxH) (mm)
31370	29 Kg	600x600x1050

Art.no. **31480**

Mobile pneumatic oil dispensing kit with standard trolley, for 208 l - drums, consisting of:

- Pneumatic double acting 3:1 - oil pump, art. no. 31233;
- Plastic bung adapter for the fixation of pumps on drums, art. no. 065420;
- Trolley with 4 wheels, art. no. 80785;
- 3 m – rubber hose Ø 1/2", art. no. 31003;
- Electronic flow meter for oil, with control gun, rigid outlet, automatic anti-drip nozzle and inlet swivel 1/2" BSP (M), art. no. 16200;
- Pressure regulator and air filter with moisture separator, art. no. 40360.

Art.no. **31481**

Mobile pneumatic oil dispensing kit, such as art. no. 31480, but with oil control gun, art. no. 14101.

Art.no. **31481**

Art. no.	Weight	Dimensions (LxWxH) (mm)
31480	32 Kg	900x830x1400
31481	30.5 Kg	900x830x1400

Art.no. **80794**

Mobile pneumatic oil dispensing kit, for 208 l – drums, with heavy duty trolley equipped with heavy duty wheels suitable also for the use on rough surfaces, consisting of:

- Pneumatic double acting 3:1 - oil pump, art. no. 31233;
- Plastic bung adapter for the fixation of pumps on drums, art. no. 065420;
- Heavy duty trolley with 4 wheels and grate, art. no. 80792;
- 3 m – rubber hose Ø 1/2", art. no. 31003;
- Electronic flow meter for oil, with control gun, rubber protection guard, trigger guard, rigid outlet, automatic anti-drip nozzle and inlet swivel 1/2" BSP (M), art. no. 16200;
- Pressure regulator, air filter with moisture separator and lubricator, art. no. 40300.

Art. no.	Weight	Dimensions (LxWxH) (mm)
80794	42 Kg	790x900x1400

Art.no. **80793**

Mobile pneumatic oil dispensing kit, for 208 l – drums, with hose reel and heavy duty trolley equipped with heavy duty wheels suitable also for the use on rough surfaces, consisting of:

- Pneumatic double acting 3:1 - oil pump, art. no. 31233;
- Plastic bung adapter for the fixation of pumps on drums, art. no. 065420;
- Heavy duty trolley with 4 wheels and grate, art. no. 80792;
- Open hose reel, art. no. 37115;
- 15 m – rubber hose Ø 1/2", art. no. 31015;
- 1 m – rubber connection hose Ø 1/2", art. no. 31001;
- Electronic flow meter for oil, with control gun, rubber protection guard, trigger guard, rigid outlet, automatic anti-drip nozzle and inlet swivel 1/2" BSP (M), art. no. 16200;
- Pressure regulator, air filter with moisture separator and lubricator, art. no. 40300.

Optional accessory: hydraulic spring brake device for the controlled and safe rewinding of hoses. Please add suffix "/HB" to the individual hose reel article number.

Art. no.	Weight	Dimensions (LxWxH) (mm)
80793	86 Kg	790x900x1400

Art.no. **50924**

Air-operated oil dispensing unit on wheeled 65L tank, complete with level indicator. The unit is composed of:

- Pneumatic double acting 3:1 - oil pump, art. no. 31234 ;
- Plastic bung adapter for the fixation of pumps on drums, art. no. 065420;
- 4-wheeled tank with 65L capacity
- 3 m – rubber hose Ø 1/2", art. no. 31003;
- Electronic fl ow meter for oil, with control gun, rubber protection guard, trigger guard, rigid outlet, automatic anti-drip nozzle and inlet swivel 1/2" BSP (M), art. no. 16200;
- Pressure regulator and air filter with moisture separator, art. no. 40360.

Art.no. **50928**

Unit based on art.no. 50924 with 80L capacity tank.

Art. no.	Weight	Dimensions (LxWxH) (mm)
50924	30 Kg	570x480x1040
50928	40 Kg	570x480x1140

Art.no. **49740CA**
Art.no. **49750CA**

Mobile spill containment pallet in painted steel, with grate in galvanized steel, suitable for the storage of 208 l - drums, for the mobile lubricant supply.
Equipped with 4 castors with brake as well as with tubular frame handle for a convenient transport even in areas of reduced space.

Art. no.	Suitable for	Sump capacity	Weight	Dimensions (LxWxH) (mm)
49740CA	1 drum 208 l	209 l	65 kg	850x850x1170
49750CA	2 drums 208 l	234 l	83 kg	1250x850x1170

Art.no. **49724**

Mobile pneumatic oil dispensing kit for 208 l - drums, consisting of:

- Mobile spill containment pallet in painted steel, with grate in galvanized steel, equipped with 4 castors with brake as well as with tubular frame handle;
- Pneumatic double acting 3:1 - oil pump, art. no. 31233;
- Plastic bung adapter for the fixation of pumps on drums, art. no. 065420;
- 3 m - rubber hose ø 1/2", art. no. 31003;
- Electronic flow meter for oil, with control gun, rubber protection guard, trigger guard, rigid outlet, automatic anti-drip nozzle and inlet swivel 1/2" BSP (M), art. no. 16200;
- Pressure regulator and air filter with moisture separator, art. no. 40360.

Art.no. **49724-A**

Mobile pneumatic dispensing kit for 208 l drums like art.no. 49724 but for **antifreeze.**

OPTIONAL
On request, instead of the art. no. 16200, the electronic flow meter with control gun can be supplied with internal memory for the traceability of the dispensing, available in two versions with or without Radio Frequency (see pages 52/53).

Art. no.	Weight	Dimensions (LxWxH) (mm)
49724	77 Kg	860x860x1200
49724-A		

Art.no. **80799**

Mobile electric oil dispensing kit, for 208 l – drums, with hose reel and heavy duty trolley equipped with bigger wheels suitable also for the use on rough surfaces, consisting of:

- Electric, self-priming 230 VAC gear pump for the supply of oil, art. no. 33800;
- Control box with push button and electric connection cable;
- Double electronic pressure switch that starts the pump once the control gun is activated and stops it again due to the pressure increase in the circuit once the gun is closed;
- Electronic flow meter for oil, with control gun, rigid outlet, automatic anti-drip nozzle and inlet swivel 1/2" BSP (M), art. no. 16200;
- Heavy duty trolley with 4 wheels and grate, art. no. 80792;
- 3 m – rubber hose Ø 1/2", art. no. 31003;
- Suction tube in galvanized steel, Ø 40 mm, length 950 mm, with 90° - curved connection 1" BSP (M), with foot valve, art. no. 22071FE;
- 1.5 m - rubber suction hose 1", connections 1" BSP (F-F).

Art.no. **80798**

Dispensing unit as art. no. 80799 but with pump at 110 VAC art. no. 33810.
Drum not included.

Art. no.	Weight	Dimensions (LxWxH) (mm)
80799	90 Kg	790x900x1400
80798		

Kit **98210**

Pneumatic oil dispensing kit, for the installation on top of 1000 l – IBC -tanks, consisting of:

- Pneumatic double acting 3:1 - oil pump, art. no. 31233-130;
- Plastic bung adapter for the fixation of pumps on drums, art. no. 065420;
- Open hose reel, standard series, art. no. 37115;
- 15 m – rubber hose Ø 1/2", art. no. 31015;
- 1 m – rubber connection hose Ø 1/2", art. no. 31001;
- Electronic flow meter for oil, with control gun, rubber protection guard, trigger guard, rigid outlet, automatic anti-drip nozzle and inlet swivel 1/2" BSP (M), art. no. 16200;
- Pressure regulator and air filter with moisture separator, art. no. 40360;
- Dispensing nozzle holder with drip tray, art. no. 50605;
- Metal mounting frame, art. no. 39540.

Kit **98250**

Same as art. no. 98210, but including an empty 1000 l - IBC – tank, art. no. 49600.

OPTIONAL
Hydraulic spring brake device for the controlled and safe rewinding of hoses. Please add suffix "/HB" to the individual hose reel article number!

Kit **98250**

Kit **98208**

Pneumatic oil dispensing kit, for the installation on the side of 1000 l – IBC -tanks, consisting of:

- Pneumatic single acting 5:1 - oil pump, art. no. 31251;
- Plastic bung adapter for the fixation of pumps on drums, art. no. 065420;
- Pressure regulator with manometer, art. no. 40400;
- Electronic flow meter for oil, with control gun, rigid outlet, automatic anti-drip nozzle and inlet swivel 1/2" BSP (M), art. no. 16200;
- 3 m – rubber hose Ø 1/2", art. no. 31003;
- Suction hose 1" with connection adapter for IBC – tanks;
- Metal mounting bracket, art. no. 39540.

Kit **98212**

Pneumatic oil dispensing kit, for the installation on the side of 1000 l – IBC –tanks.
Same components as art. no. 98208, but with pneumatic 6:1 – single acting oil pump, series Tapir, flow rate of 32 l/min.

Art.no. **98211**

Oil dispensing kit for installation on top of double-wall steel tanks composed of:

- Pneumatic single acting 5:1 - oil pump, art. no. 31251;
- Plastic bung adapter for the fixation of pumps on drums, art. no. 065420;
- Pressure regulator and air filter with moisture separator, art. no. 40360.
- Electronic flow meter for oil, with control gun, rubber protection guard, trigger guard, rigid outlet, automatic anti-drip nozzle and inlet swivel 1/2" BSP (M), art. no. 16200;
- 5 m – rubber hose Ø 1/2", art. no. 31005;
- Adjustable steel bracket art.no. 39540RE;
- Hose reel art.no. 37115B;
- 15 m – rubber hose Ø 1/2", art. no. 31015;

Art.no. **98213**
Oil distribution kit as mod. 98211 with electric pump art.no. 70894.

Art.no. **98211KIT**

Pneumatic oil dispensing kit art.no. 98211, complete with 1000 l – double wall tank, art.no. 49550.

Art.no. **98213KIT**

Electric oil dispensing kit with electric pump art.no. 98213, complete with 1000 l – double wall tank, art.no. 49550.

OPTIONAL
On request, instead of the art. no. 16200, the electronic flow meter with control gun can be supplied with internal memory for the traceability of the dispensing, available in two versions with or without Radio Frequency (see pages 52/53).

Pneumatic oil dispensing kits for 1 or 2 oil types. The use of the included spill containment pallet with metal mounting rack allows to create quickly an autonomous dispensing unit that can be put in any place of the workshop. Also it can be moved at any time if it becomes necessary.

Kit **49718**

Stationary pneumatic oil supply station, for 208 l – drums, consisting of:

- Tank Service Base for 1 drum of 208 l, art. no. 49710, with metal mounting rack;
- Pneumatic double acting 3:1 - oil pump, art. no. 31233;
- Plastic bung adapter for the fixation of pumps on drums, art. no. 065420;
- Open hose reel, standard series, art. no. 37115;
- 15 m – rubber hose Ø 1/2", art. no. 31015
- 2 m – rubber connection hose Ø 1/2", art. no. 31002
- Electronic flow meter for oil, with control gun, rubber protection guard, trigger guard, rigid outlet, automatic anti-drip nozzle and inlet swivel 1/2" BSP (M), art. no. 16200;
- Pressure regulator and air filter with moisture separator, art. no. 40360.

Drum not included.

Art. no.	Weight	Dimensions (LxWxH) (mm)
49718	114 Kg	830x880x2360

Kit **49720**

Stationary pneumatic oil supply station, for 2 x 208 l - drums, consisting of:

- Tank Service Base for 2 drums of 208 l, art. no. 49730, with metal mounting rack;
- 2 pcs. of pneumatic double acting 3:1 - oil pumps, art. no. 31233;
- 2 pcs. of plastic bung adapters for the fixation of pumps on drums, art. no. 065420;
- 2 pcs. of open hose reels, standard series, art. no. 37115;
- 2 pcs. of 15 m – rubber hoses 1/2", art. no. 31015;
- 2 pcs. of 2 m – rubber connection hoses 1/2", art. no. 31002;
- 2 pcs. of electronic flow meters for oil, with control gun, rubber protection guard, trigger guard, rigid outlet, automatic anti-drip nozzle and inlet swivel 1/2" BSP (M), art. no. 16200;
- 2 pcs. of pressure regulators and air filters with moisture separators, art. no. 40360.

Drums not included.

Art. no.	Weight	Dimensions (LxWxH) (mm)
49720	182 Kg	1350x880x2360

Pneumatic oil dispensing kits for 1 or 2 oil types. The use of the included spill containment pallet with metal mounting rack allows to create quickly an autonomous dispensing unit that can be put in any place of the workshop. Also it can be moved at any time if it becomes necessary.

Kit **49770**

Pneumatic oil dispensing and storage cabinet, one drum - version, for 208 l – drums, consisting of:

- Tank Service Base for 1 drum of 208 l, art. no. 49710;
- Metal, lockable cabinet for 1 drum of 208 l, art. no. 49910;
- Pneumatic double acting 5:1 - oil pump, art. no. 31240;
- Plastic bung adapter for the fixation of pumps on drums, art. no. 065420;
- Open hose reel, standard series, art. no. 37115;
- 15 m – rubber hose Ø 1/2", art. no. 31015;
- 2 m – rubber connection hose Ø 1/2", art. no. 31002;
- Electronic flow meter for oil, with control gun, rubber protection guard, trigger guard, flexible outlet, ø 1/2", with curved rigid 90° stem, automatic anti-drip nozzle and inlet swivel 1/2" BSP (M), art. no. 16200;
- Pressure regulator with condensate separator, lubricator and pressure gauge, art. no. 40300.

Art. no.	Weight	Dimensions (LxWxH) (mm)
49770	230 Kg	830x880x2360

Kit **49760**

Pneumatic oil dispensing and storage cabinet, 2 drums - version, for 208 l – drums, consisting of:

- Tank Service Base for 2 drums of 208 l, art. no. 49730;
- Metal, lockable cabinet for 2 drums of 208 l, art. no. 49900;
- 2 pcs. of pneumatic double acting 5:1 - oil pumps, art. no. 31240;
- 2 pcs. of plastic bung adapters for the fixation of pumps on drums, art. no. 065420;
- 2 pcs. of open hose reels, standard series, art. no. 37115;
- 2 pcs. of 15 m – rubber hoses 1/2", art. no. 31015;
- 2 pcs. of 2 m – rubber connection hoses 1/2", art. no. 31002;
- 2 pcs. of electronic flow meters for oil, with control gun, rubber protection guard, trigger guard, flexible outlet, ø 1/2", with curved rigid 90° stem, automatic anti-drip nozzle and inlet swivel 1/2" BSP (M), art. no. 16200;
- 2 pcs. of Pressure regulator with condensate separator, lubricator and pressure gauge, art. no. 40300.

OPTIONAL

Art. no.	Weight	Dimensions (LxWxH) (mm)
49760	290 Kg	1350x880x2360

Mounting shelves consisting of spill containment pallets, series Tank Service Base, and special mounting racks for equipment.
These units are used:
- to create lubrication units according to the individual requirements;
- to achieve autonomous units that can easily be transported with a pallet truck or forklift and can be put at any place of a workshop;
- to avoid the pollution of the surrounding environment in case of eventual leakages, thanks to the included spill containment pallet.

Kit **49710**

Mounting shelf, consisting of:
- spill containment pallet for 1 drum of 208 l, art. no. 49740;
- 2 pcs. of steel posts, art. no. 49715;
- 2 pcs. of steel panels, art. no. 49716.

Art. no.	Weight	Dimensions (LxWxH) (mm)
49710	57.5 Kg	830x880x2300

Kit **49730**

Mounting shelf, consisting of:
- spill containment pallet for 2 drums of 208 l, art. no. 49750;
- 2 pcs. of steel posts, art. no. 49715;
- 2 pcs. of steel panels, art. no. 49717.

Art. no.	Weight	Dimensions (LxWxH) (mm)
49730	109 Kg	1350x830x2300

According to the regulations the storage of lubricant or fuel drums in industrial or workshop environments requires suitable containers which can collect the fluids in case of eventual leakages and prevent that those can pollute the surrounding environment.
The series TANK SERVICE BASE has been designed:
- to serve as a containment for eventually leaking fluids;
- to facilitate the transport of the drums;
- to create autonomous and easy-to-handle oil supply units.

Art.no. **49740**

Tank Service Base 200
Spill containment pallet in painted steel, with pallet feet, suitable for the storage of 1 drum of 208 l. Prepared for the installation of a mounting rack consisting of steel posts (art. no. 49715) and steel panels (art. no. 49716) suitable for the installation of equipment.

Drum not included.

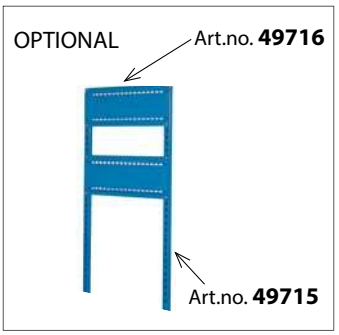

Art. no.	Suitable for	Sump capacity	Weight	Dimensions (LxWxH) (mm)
49740	1 drum of 208 l	229 l	55 kg	920x825x340

Art.no. **49750-SE**

Tank Service Base 400
Spill containment pallet in painted steel, suitable for the storage of 2 drums of 208 l. Economic version without possibility of installing a mounting rack on it and without pallet feet for the transport with pallet truck. Transport can be done by forklift.

Drum not included.

Art. no.	Suitable for	Sump capacity	Weight	Dimensions (LxWxH) (mm)
49750-SE	2 drums of 208 l	268 l	68 Kg	1350x825x305

Art.no. **49750**

Tank Service Base 400
Spill containment pallet in painted steel, with pallet feet, suitable for the storage of 2 drums of 208 l. Prepared for the installation of a mounting rack consisting of steel posts (art. no. 49715) and steel panels (art. no. 49717) suitable for the installation of equipment.

Drums not included.

Art. no.	Suitable for	Sump capacity	Weight	Dimensions (LxWxH) (mm)
49750	2 drums of 208 l	268 l	69 Kg	1350x825x340

Art.no. **49780**

Spill containment pallet in painted steel, with grate in galvanized steel, suitable for the storage of one 1000 l IBC tank.

Art.no. **49780-SP**

Same as art. no. 49780, but suitable for the mounting of posts (art. no. 49715) and panels (art. no. 49717) for the installation of equipment.

Art. no.	Suitable for	Sump capacity	Weight	Dimensions (LxWxH) (mm)
49780	1 IBC tank of 1000 l	1000 l	155 Kg	1220x1320x710

Art.no. **49790**

Spill containment pallet in painted steel, with grate in galvanized steel, suitable for the storage of two 1000 l IBC tanks.

Art. no.	Suitable for	Sump capacity	Weight	Dimensions (LxWxH) (mm)
49790	2 IBC tanks of 1000 l	1000 l	190 Kg	1500x2200x380



Art.no. **49791**

Spill containment pallet in painted steel, with grate in galvanized steel, suitable for the storage of up to 4 drums of 208 l.

Art. no.	Suitable for	Sump capacity	Weight	Dimensions (LxWxH) (mm)
49791	4 drums of 208 l	265 l	120 Kg	1780x1250x180

Art.no. **72005**

Heating belt for 208 l – drums, 230 VAC, 1 kW, in siliconized and vulcanized, stretchable fabric, including thermostat and 1.5 m – connection cable.

Art.no. **72004**

Heating belt for 30 kg – drums, 230 VAC, 1 kW, in siliconized and vulcanized, stretchable fabric, including thermostat and 1.5 m – connection cable.

Art. no.	Operating temperature	Min. isolating wall thickness of heated drum	Voltage	Power	Dimensions (LxWxH) (mm)
72005	+ 30°C / + 180°C	0.4 mm	230 VAC	1000 W	1100x100
72004					980x75

Art.no. **49781**
Spill containment pallet in painted steel, with grate in galvanized steel, suitable for the storage up to 4 drums of 208 l.

Art.no. **49782**
Spill containment pallet in painted steel, with grate in galvanized steel, suitable for the storage up to 8 drums of 208 l.

Art. no.	Suitable for	Sump capacity	Weight	Dimensions (LxWxH) (mm)
49781	4 drums of 208 l	335 l	94 kg	1340x1250x300
49782	8 drums of 208 l	680 l	202 kg	2720x1250x300

Art.no. **49783**
Metal barrel rack, stackable, for the horizontal storage of up to 3 drums of 60 l.
Suitable for the storage on spill containment pallet art. no. 49782.

Art.no. **49784**
Metal barrel rack, stackable, for the horizontal storage of up to 2 drums of 208 l.
Suitable for the storage on spill containment pallet art. no. 49782.

Art. no.	Suitable for	Weight	Dimensions (LxWxH) (mm)
49783	3 drums of 60 l	37 kg	1335x600x810
49784	2 drums of 208 l	32 kg	1335x600x810

Art.no. **49785**

Metal barrel rack, stackable, for the horizontal storage of up to 3 drums of 208 l. Suitable for the storage on spill containment pallet art. no. 49782.

Art. no.	Suitable for	Weight	Dimensions (LxWxH) (mm)
49785	3 drums of 208 l	67 kg	1960x600x810

Art.no. **49786**
Metal barrel rack, stackable, for the horizontal storage of up to 2 drums of 208 l. Suitable to be put up on the floor.

Art.no. **49787**
Spill containment pallet in galvanized steel plate, without grate, to be placed under the metal barrel rack art. no. 49786.

Art. no.	Suitable for	Sump capacity	Weight	Dimensions (LxWxH) (mm)
49786	2 drums of 208 l	-	36 kg	1500x550x850
49787	-	270 l	48 kg	1390x1160x170

Art.no. **40451**
Gravity tap, in polyethylene, connection thread 3/4" BSP (M), with manual shut-off valve, suitable for the use with horizontally placed drums of 60 l or 208 l.

Art.no. **40452**
Gravity tap, in brass, connection thread 3/4" BSP (M), with automatic shut-off valve, suitable for the use with horizontally placed drums of 60 l or 208 l.

Art.no. **40453**
Gravity tap, in polyethylene, connection thread 2" BSP (M), with manual shut-off valve, suitable for the use with horizontally placed drums of 208 l .

Storage tank printed in single high density polyethilene block; with U.V. treatment and ISO 9200 certification.
Compatible with a large number of chemical products high safety and resistence, rot prof and easy to mandle.
Colours available: yellow high-visibility or black anti-drop.



Art.no. **49795**

Polyethylene containment tank for 1x220L drum, containment capacity 225 l.



Art.no. **49796**

Polyethylene containment tank for 2x220L drums, containment capacity 305 l.



Art.no. **49797**

Polyethylene containment tank for 4x220L drums, containment capacity 500 l.

Art.no. **49800**

Polyethylene containment tank; containment capacity 1050 l.

Art.no. **49804**

Polyethylene container for secure storage of metal drums.

Columns and stands in painted steel for the installation of equipment such as hose reels and other, provided for the installation in a workshop.

These systems are very convenient because they permit to optimize the use of the available space for the installation of any dispensing, suction and control equipment or power supply devices.

These units can be designed, manufactured and painted according to our customers' requirements.

On the following pages will be shown some examples of possible versions, such as single row service column, double row service column, open service stand and service stand with cabinet.

Service column stands in painted steel for the installation of equipment such as hose reels and other, provided for the installation in a workshop.

These systems are very convenient because they permit to optimize the use of the available space for the installation of any dispensing, suction and control equipment or power supply devices.

These units can be designed, manufactured and painted according to our customers' requirements.

Single column service stand, standard version.
Includes the single column with a base for fixation to the floor, a mounting plate prepared with various holes for hose reels installation on top and a drip tray with gun holder, suitable for the quantity of hose reels installed.

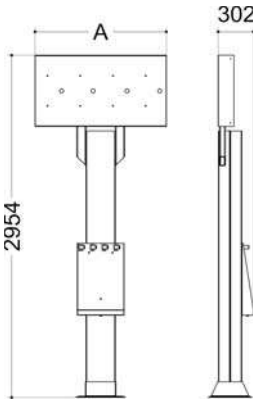

Art.no.	Installable hose reel quantity	Length (A) hose reel mounting plate (mm)
49855-1	1	570
49855-2	2	570
49855-3	3	840
49855-4	4	1130
49855-5	5	1130
49855-6	6	1130

Single column service stand, cabinet version.
Includes the single column with a base for fixation to the floor, a mounting plate prepared with various holes for hose reels installation on top, with sufficient space inside also for the pipework coming from the ceiling or from the floor, for the inside installation of small air or water hose reels or cable reels, and for an eventual installation of a waste fluid suction system in the bottom part of the column. Also a drip tray with gun holder, suitable for the quantity of hose reels installed, is included.

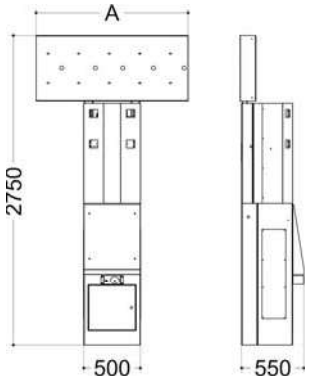

Art.no.	Installable hose reel quantity	Length (A) hose reel mounting plate (mm)
49840-1	1	550
49840-2	2	550
49840-3	3	800
49840-4	4	1080
49840-5	5	1350

Service column stands in painted steel for the installation of equipment such as hose reels and other, provided for the installation in a workshop.

These systems are very convenient because they permit to optimize the use of the available space for the installation of any dispensing, suction and control equipment or power supply devices.

These units can be designed, manufactured and painted according to our customers' requirements.

Double column service stand, standard version, with full width drip tray with gun holders. Includes two columns with a base each for fixation to the floor, a mounting plate prepared with various holes for hose reels installation on top and a full width drip tray with gun holder, suitable for the quantity of hose reels installed.

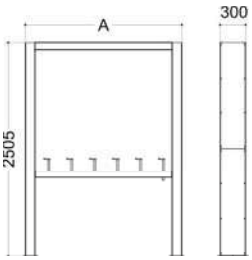

Art.no.	Installable hose reel quantity	Length (A) crossbeam (mm)
49830-4	4	1310
49830-5	5	1580
49830-6	6	1850
49830-7	7	2120
49830-8	8	2390

Double column service stand, standard version, with individual drip trays with gun holders.
Includes two columns with a base each for fixation to the floor, a mounting plate prepared with various holes for hose reels installation on top and an individual drip tray with gun holder per hose reel, suitable for the quantity of hose reels installed.

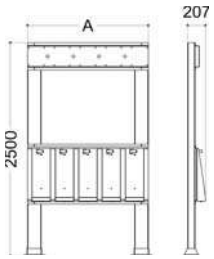

Art.no.	Installable hose reel quantity	Length (A) crossbeam (mm)
49860-4	4	1510
49860-5	5	1770
49860-6	6	2030
49860-7	7	2290
49860-8	8	2550



Art.no. **49870/x**

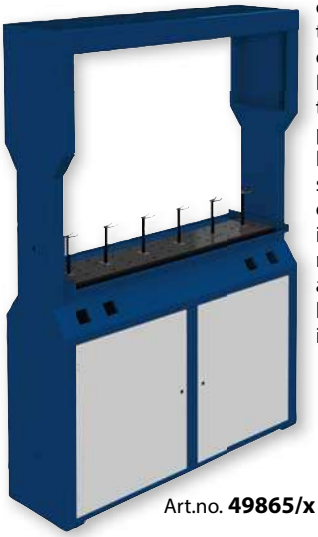

Art.no. **49865/x**

Double column service stand, cabinet version, with full width drip tray with gun holders, available with or without cabinet with shelves. Includes two columns with a base each for fixation to the floor, the lower side of the crossbeam is already prepared with various holes for hose reels installation, Inside of the columns and the crossbeam there is sufficient space also for the pipework coming from the ceiling or from the floor and for the eventual inside installation of compact air or water hose reels or cable reels (only in version with cabinet with lockable doors and shelves!). Also a full width drip tray with gun holder, suitable for the quantity of hose reels installed, is included.

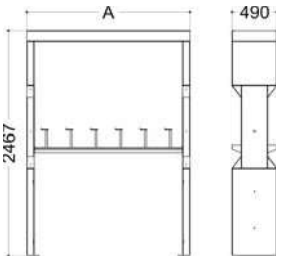

Art.no. (without cabinet)	Art.no. (with cabinet)	Installable hose reel quantity	Length (A) crossbeam (mm)
49870-4	**49865-4**	4	1510
49870-5	**49865-5**	5	1510
49870-6	**49865-6**	6	1780
49870-7	**49865-7**	7	2050
49870-8	**49865-8**	8	2320

RF ACCES
WIRELESS FLUID MA

RF MOBILE WORKSTATION
Art.no. 49724-RF

QB8 SYSTEM
with simple gun

See pag. 91

RF STATION

See pag. 93

Check the country of installation to identify the communication frequency (868Mhz or 915Mhz)

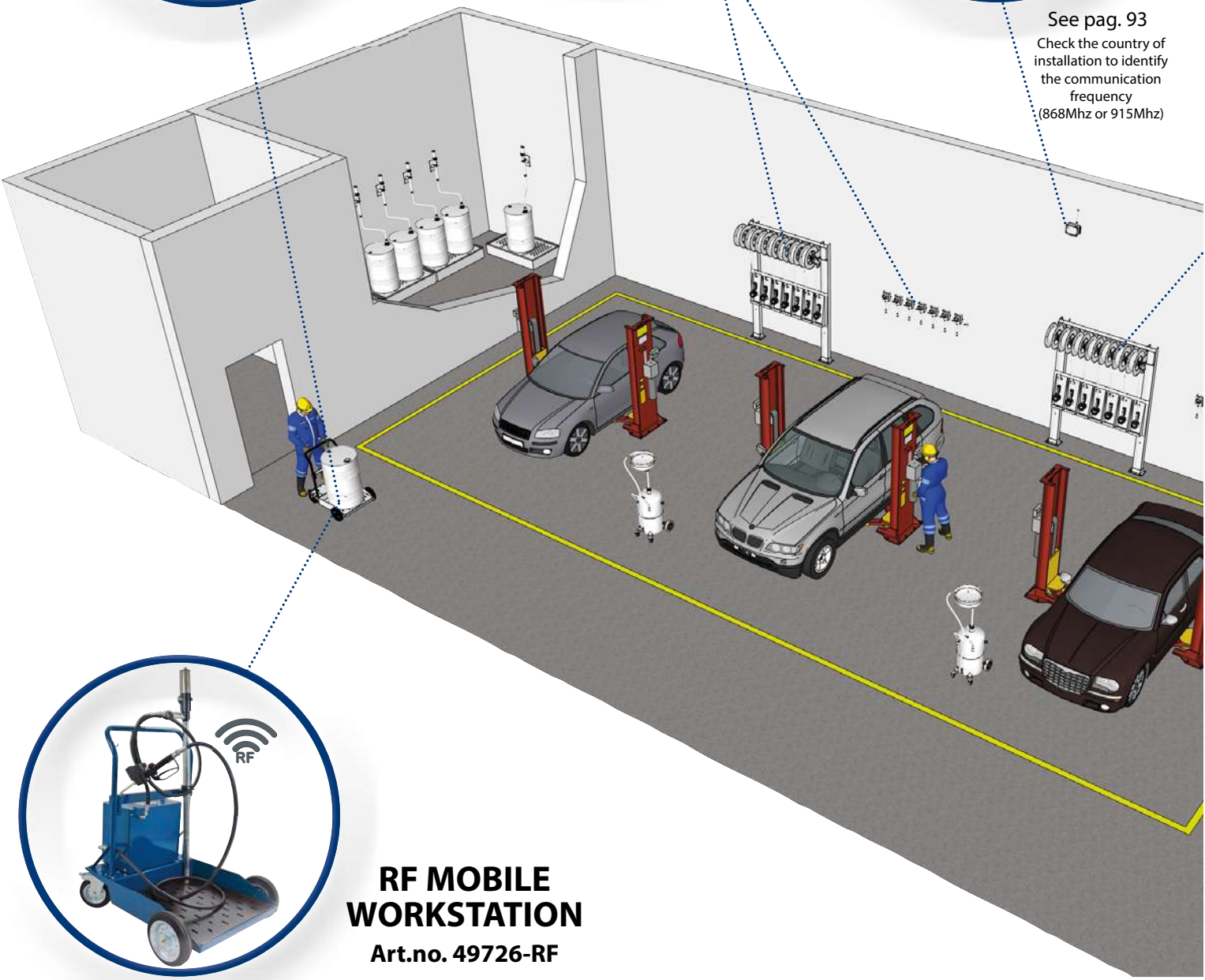

RF MOBILE WORKSTATION
Art.no. 49726-RF

S 128AP
NAGEMENT SYSTEM

GP SYSTEM 20
with flow meter gun

See pag. 90

OMPI TOUCH UNIT RF128

See pag. 92

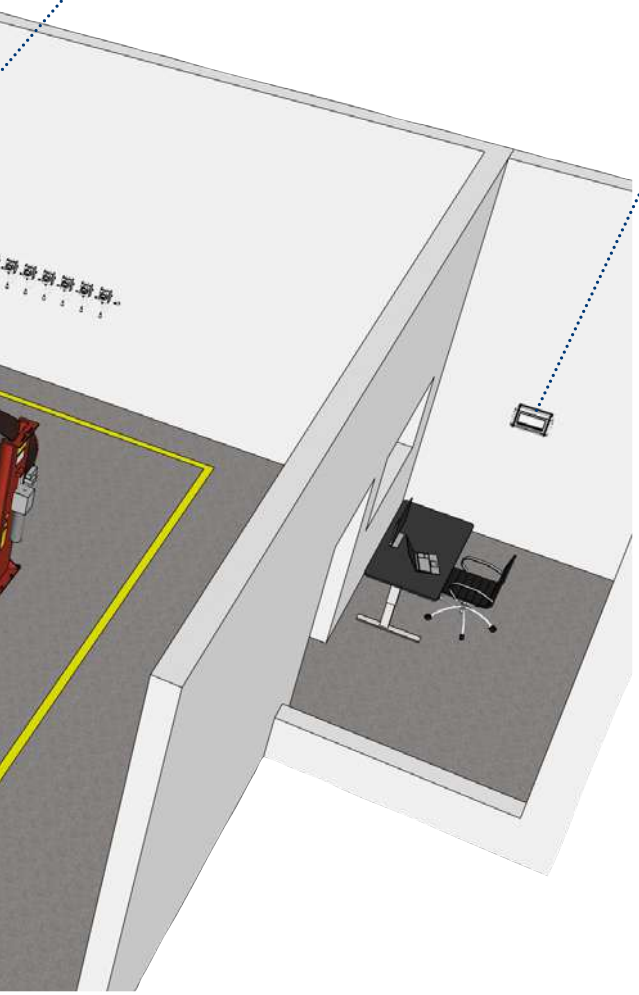

The RF ACCESS 128AP system can be accessed via various devices such as smartphones, PCs and tablets with various operating systems <u>without installing additional third-party software: only a web browser is needed.</u>

RF ACCESS 128AP system is based on the **OMPI TOUCH UNIT RF128** control unit combined with devices with radio frequency (RF) by means of radio modules (RF STATION) connected with an internal BUS.
All operations carried out on the flow meters are saved and displayed on the control unit. Each dispensing point is combined with a local tank or a centralized tank to monitor their virtual levels.
It is possibile to set the alarm thresholds to send warning emails if the tanks exceed the minimum storage thresholds.

The **OMPI TOUCH UNIT RF128** control unit can generate **users** with relative **passwords** enabled for the use with **RF devices.**
The control unit has three types of external connection:
- **USB port** for flash drive
- **Wi-Fi** connection to company network;
- **Ethernet cable connection** to company network

The system can be connected to the company network via intranet portal to allow access with **PC, smartphone or tablet** with user ID and password giving the possibility of viewing and managing all information **in real time.**
RF ACCESS 128AP can simultaneously connect up to **128 devices including RF flow meter guns** and **QB8 systems** with **16 centralized tanks.**

RF ACCESS 128AP is quick and economical to install.
It is also possible, upon request, to connect RF ACCESS 128AP to already existing fluid management systems.



With **RF ACCESS 128AP** System work orders handling becomes easy and intuitive; orders containing multiple fluids dispensing on the same vehicle can also be created.

Order management does not require any additional software installation on remote devices; the **RF ACCESS 128AP** portal is accessed directly from any device equipped with a web browser.

Users can work simultaneously on orders, allowing:

1. CREATING AN ORDER

Users can create orders directly in the RF ACCESS 128AP portal.

2. REVIEWING AND CHANGING AN ORDER

From the orders menu both current and completed orders can be checked at any time.

3. ORDER PROGRESS STATUS

Entered orders and their progress can be analyzed directly on the unit display.

4. COMPLETION OF THE ORDER

The order in progress can be closed automatically when dispensings have been 100% completed or it can be closed manually if dispensings have quantities different from those planned.

MAIN SCREEN

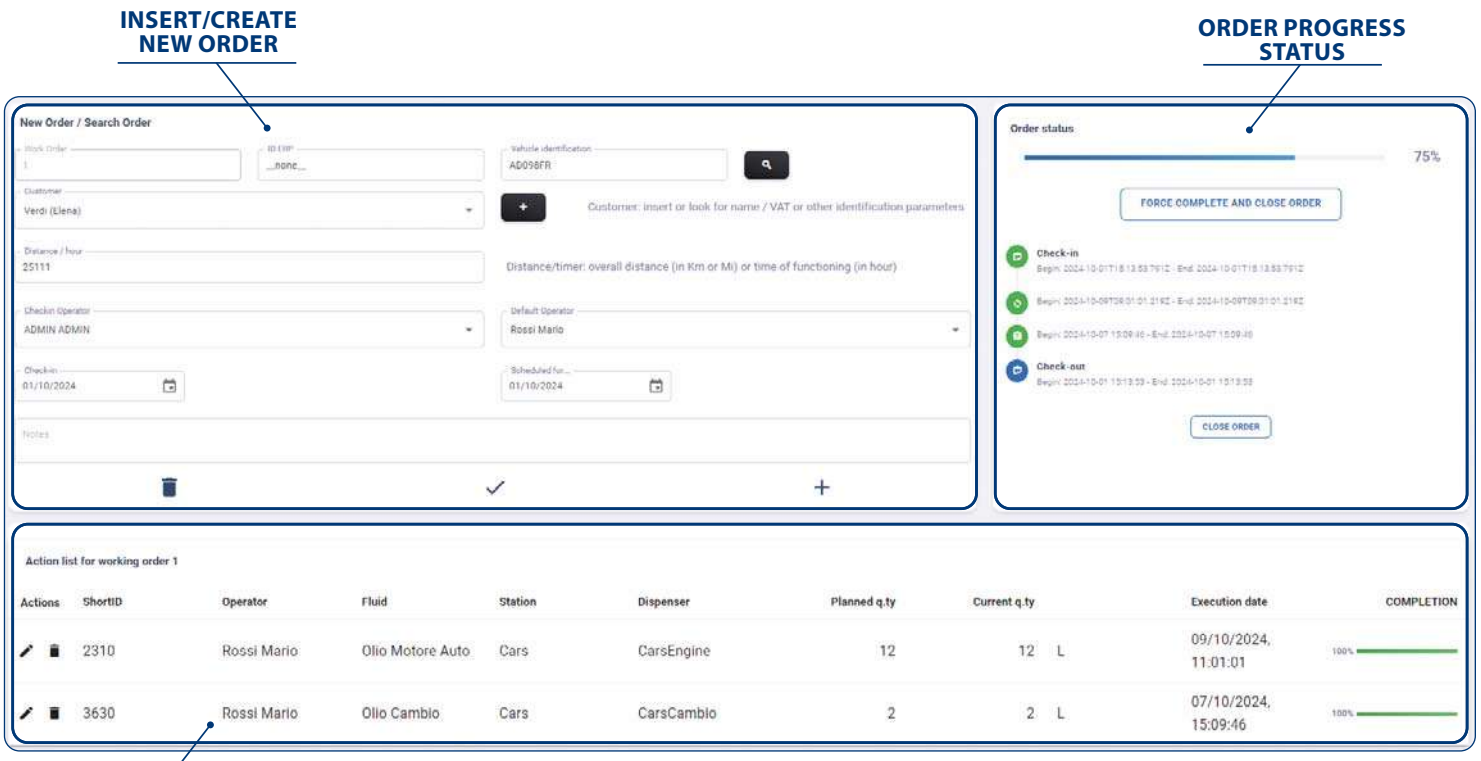

PROCESSI

USER LOGIN

USER DATA ENTRY

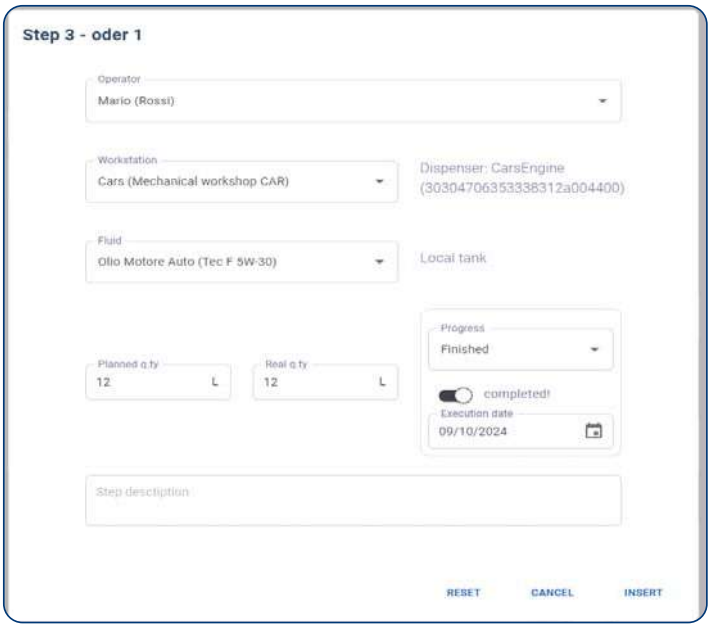

ORDER ENTRY

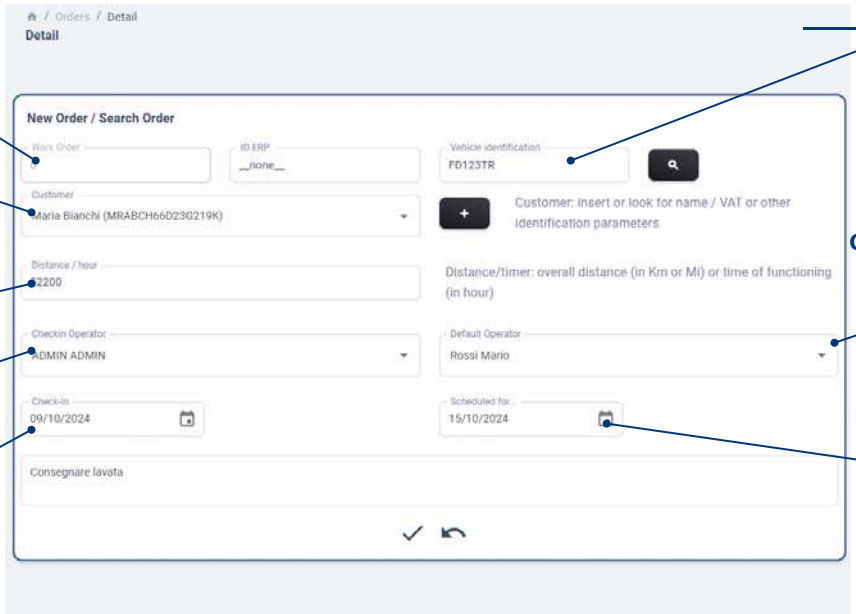

NG PHASES

ORDER START

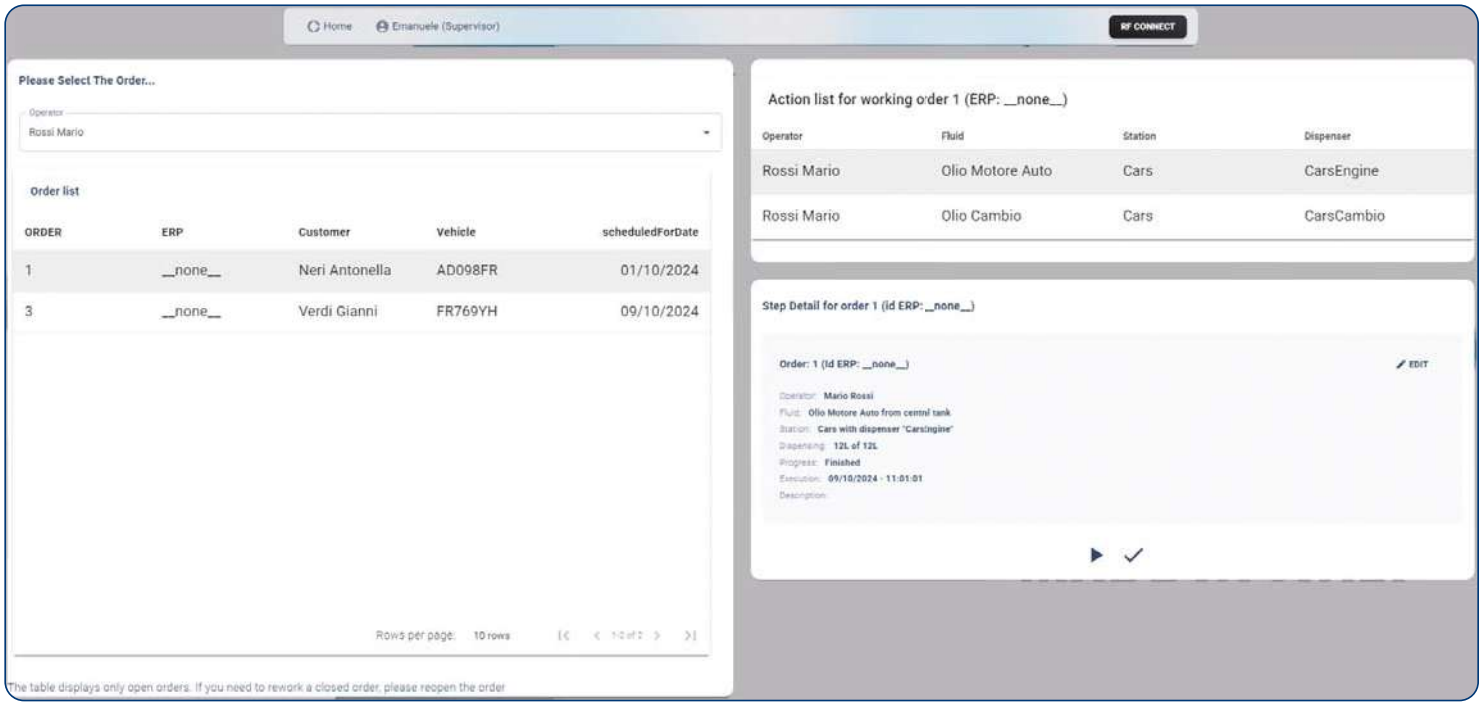

Original order number
not to be filled in if entered in the RF system, automatic if imported from another management system

ORDER LIST

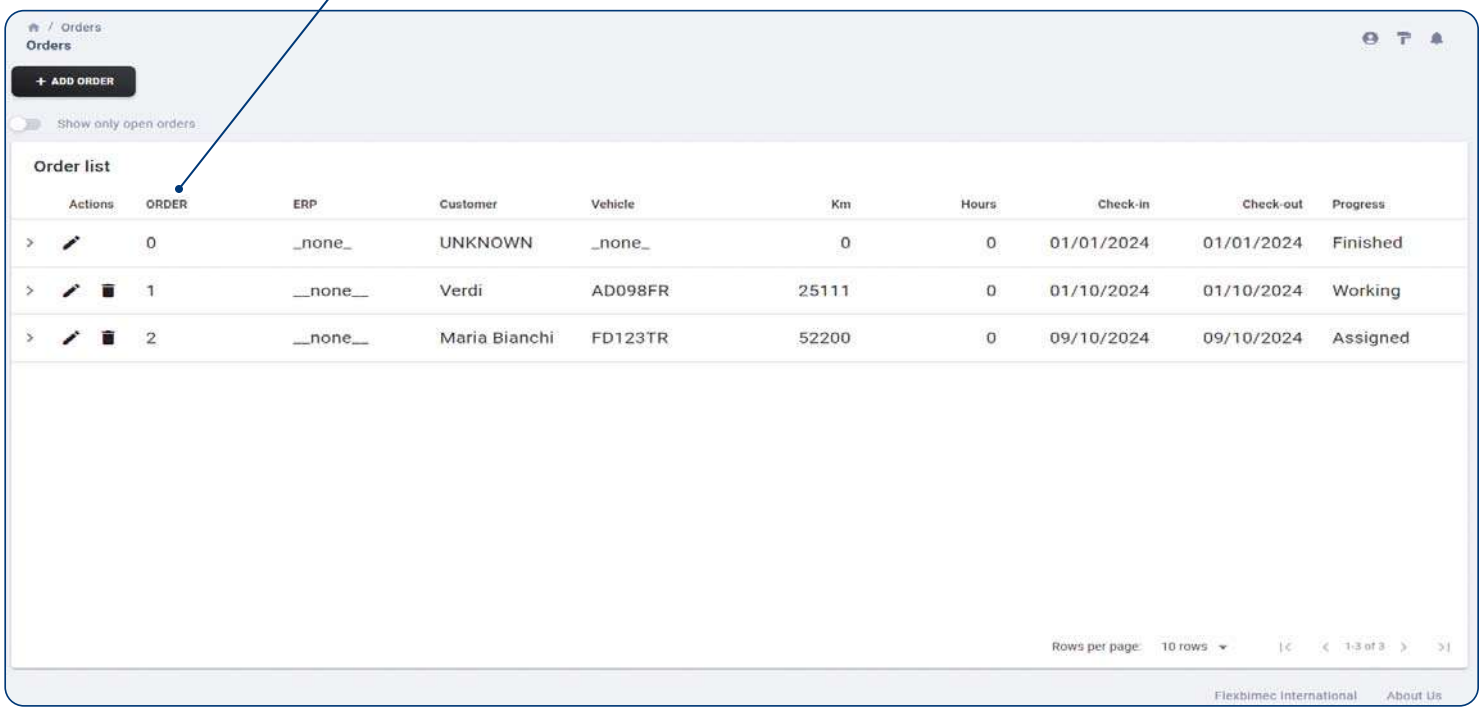

C

D

Possibility to add up to 8 RF STATIONS to extend the RF network throughout the workshop.

BASIC CONFIGURATION COMPOSED OF:

A - Digital flow meter gun
B - Control valve on hose reel
C - OMPI TOUCH UNIT RF128
D - RF STATION

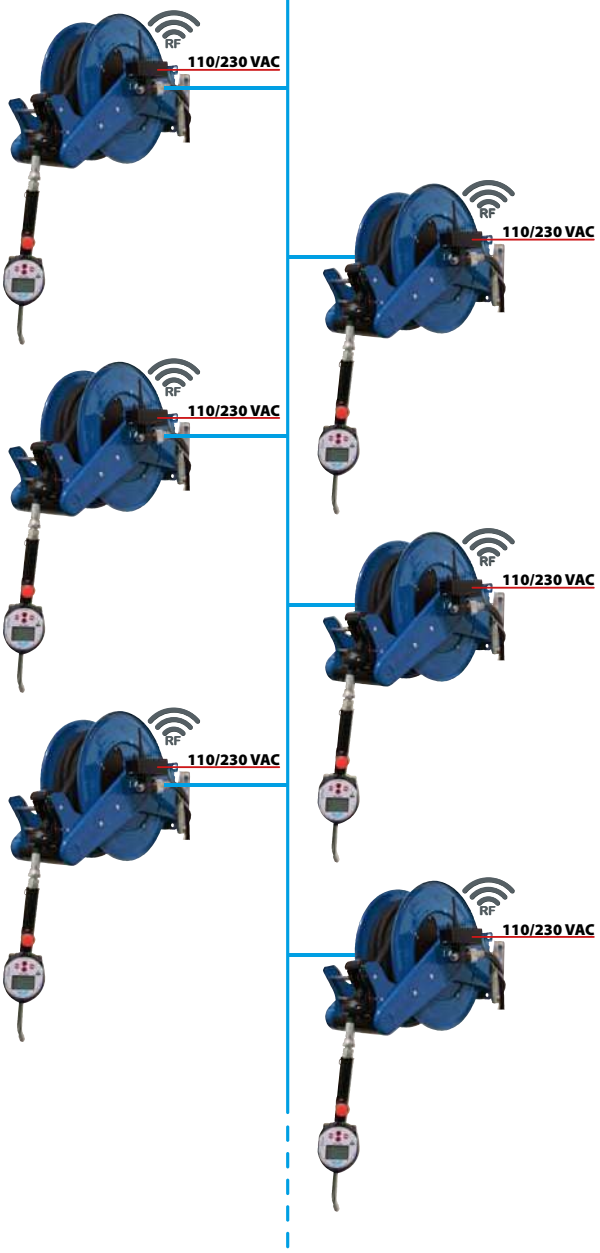

GP SYSTEM 20

Access with flow meter guns

In this **RF ACCESS GP SYSTEM 20** configuration an RF digital flow meter gun is combined with the control valve mounted on the hose reel.
When the operator needs to use the flow meter gun, he has to enter the password provided by the system administrator (4 digits) on the unit display using the directional arrows.
Once the password has been entered, the control unit verifies the correctness of the password and if so, it sends the signal via radio to the control board to enable the solenoid valve and allow the dispensing of fluid.
The **password** activation validity time can be customized on the RF control unit in a range that can go from a few seconds up to 23 hours and 59 minutes after the performed dispensing.
When the password expires, the control unit sends the command to the valve control board to deactivate it and interrupts the flow.

up to 64 connectable devices

Example of a centralized fluid distribution system: max 64 dispensing points, composed of flow meter guns (JUPITER and URANUS models). The OMPI TOUCH UNIT RF128 is able to manage all the dispensing points and can monitor the centralized or local tank levels.
Each user is associated to a password to be entered on the flow meter gun to manage each operation and monitoring can take place via Cloud with PC or Smartphone.

C

D

Possibility to add up to 8 RF STATIONS to extend the RF network throughout the workshop.

B

A

BASIC CONFIGURATION COMPOSED OF:

A - Digital flow meter
B - QB8
C - OMPI TOUCH UNIT RF128
D - RF STATION

QB8 SYSTEM

Access with QB8

The **RF ACCESS QB8 SYSTEM** is based on a control board where the operator enters the password by typing the code (4 digits) with the selection keys. The code is then sent via RF to the control unit which verifies its correctness and then it enables the solenoid valve mounted on the QB8 system, thus allowing access to the free-flow or pre-selection dispensing mechanical gun.
The password activation validity time can be customized on the RF control unit in a range that can go from a few seconds up to 23 hours and 59 minutes after the performed dispensing.
When the password expires, the control unit sends the command to the valve control board to deactivate it and interrupts the flow.



up to 128 connectable devices

Example of a centralized fluid distribution system: max 128 dispensing points, composed of QB8 SYSTEM. The OMPI TOUCH UNIT RF128 is able to manage all the dispensing points and can monitor the centralized or local tank levels.
Each user is associated to a password to be entered on the flow meter gun to manage each operation and monitoring can take place via Cloud with PC or Smartphone.

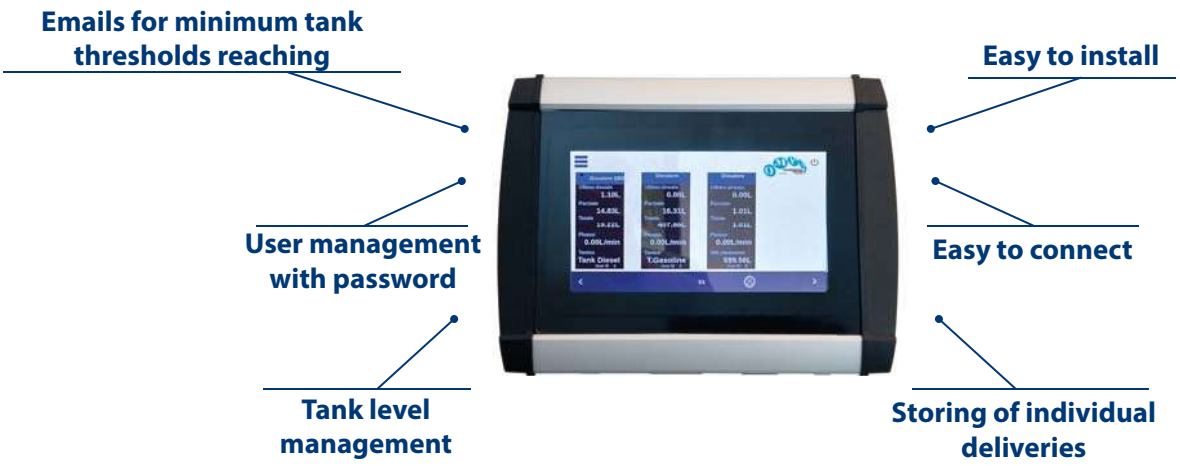

OMPI TOUCH UNIT RF128 (Art.nos 76500 I 76500-915)	
MAXIMUM NUMBER OF CONNECTABLE DEVICES	MAX 128
CONNECTIONS TO DEVICES	RADIO SIGNAL 868 MHz OR 915 MHz
MAX NUMBER OF USERS	UP TO 200
DISPENSING POINTS MANAGEMENT	UP TO 128
CENTRALIZED TANKS MANAGEMENT	UP TO 16
EXTERNAL CONNECTIONS	WIFI, LAN, USB
ALARM MANAGEMENT	MIN THRESHOLDS LEVEL SETTING
POWER SUPPLY	110-220 VAC
SYSTEM LANGUAGES	ITALIAN, ENGLISH
ACCESS LEVELS	USER (devices reading only)
	ADMINISTRATOR (access with password)
ACCESSIBILITY	CLOUD - INTRANET DATA BASE
CLOUD ACCESSIBILITY	PC, TABLET AND SMARTPHONE

		GP SYSTEM 20			QB8 SYSTEM
		Art.no. **76868**	Art.no. **76868**	Art.no. **76868**	Art.no. **2001.0148**
MODEL		**Series JUPITER**	**Series URANUS**	**Series URANUS**	**71080 - 71081 71085**
FLUIDS	Oil	√	√	-	√
	Antifreeze	√	√	-	√
	AdBlue®	√	√	-	√
	COOLANT FLUID	-	-	-	√
	WINDSCREEN WASHER FLUID	√	√	-	√
	GREASE	-	-	√	√
PRESELECTION		-	√	√	STANDARD
USER MANAGEMENT WITH PASSWORD		√	√	√	√

RF STATION SIGNAL REPEATER
RF STATION connects to the control unit via a can-bus cable, and has the function of an antenna, essential for connecting to all RF devices. It's cable for 110-230VAC mains power supply is useful for amplifying the radio signal.
To work with very large systems, it is possible to connect up to 8 RF STATIONS via a Can-Bus cable, in order to guarantee the connection of the radio signal between devices: RF STATIONS can be installed on different floors or where there are infrastructures that could disturb the signal, such as load-bearing walls or metal structures.

The light signal indicates:
Green POWER LED: presence of voltage;
Blue CONNECTION LED: presence of radio signal and connection to the control unit;
Red ERROR LED: errors alarm.

Art.no. **2001.0218**
RF STATION for 868 MHz communication.
- Connection to control station (CPU) via bus cable.
- Connection to electrical network (230 VAC – 110 VAC).
- Internal battery in the event of a blackout.
- Transmission/reception channel selector (from 1 to 8).

Art.no. **2001.0229**
Similar to model 2001.0218 but with radio frequency: 915 MHz.
Suitable for countries like Canada and America.

Art.no. **76868**
Solenoid valve control card to be applied directly on the hose reel for RF flow meters management.
- Power supply voltage 230 VAC.
- Can be combined with **1/2"** RF flow meters and 1/2" swivel joints.
- ON-OFF hydraulic valve size SAE08 normally closed.
- Radio frequency: 868 MHz.

Art.no. **76868-915**
Similar to model 76868 but with radio frequency: 915 MHz.

Art.no. **76869**
Solenoid valve control card to be applied directly on the hose reel for RF flow meters management.
- Power supply voltage 230 VAC.
- Can be combined with **3/4"-1"** RF flow meters and 1" swivel joints.
- ON-OFF hydraulic valve size SAE10 normally closed.
- Radio frequency: 868 MHz.

Art.no. **76869-915**
Similar to model 76869 but with radio frequency: 915 MHz.

LIGHTS LEGEND

1. ON = PRESENCE OF VOLTAGE
2. ON = RF ACCESSION TO THECONTRO UNIT
3. ON = ELECTRIC VALVE ACTIVATION
4. ON =ALARM LIST

Art.no. **2001.0148**

QB8 RF control board for RF system pulse counters.
- Power supply voltage 110/230 VAC.
- Can be combined with all types of QB8 SYSTEM pulse counters.
- Radio frequency: 868 MHz.

Art.no. **2001.0153**

Similar to model 2001.0148 but with radio frequency: 915 MHz.

To be combined with pulse counters art.no. 71080 - 71081 - 71085.

Art.no. **71080**

Electronic oval gears flow meter with pulse transmitter, suitable for oil, grease diesel and antifreeze, including a 24 VDC - solenoid valve, an in-line 125 µm cartridge filter and a wall bracket.
To be combined with 2001.0148 and 2001.0153.

Art.no. **71081**

Electronic oval gears flow meter with pulse transmitter, suitable for grease, including a 24 VDC - solenoid valve, an in-line 125 µm cartridge filter and a wall bracket.
To be combined with 2001.0148 and 2001.0153.

Art. no.	Connections	Max flow	Operating temperature range	Max working pressure	Accuracy	Number of pulses	Weight	Dimensions (LxWxH) (mm)
71080	1/2" BSP (F)	20 l/min	+5°C / +80°C	100 bar (1450 psi)	+ / - 0.5%	95/l	1.5 kg	120X120X160
71081				250 bar (3626 psi)				

Art.no. **71085**

Electronic oval gears flow meter with pulse transmitter, body in Arnite, including a stainless steel 24 VDC - solenoid valve, an in-line 125 µm cartridge filter and a wall bracket. Suitable for the use with water-based fluids and AdBlue® (DEF).
To be combined with 2001.0148 and 2001.0153.

Art. no.	Connections	Max flow	Operating temperature range	Max working pressure	Accuracy	Number of pulses	Weight	Dimensions (LxWxH) (mm)
71085	F 1/2" BSP	10 l/min	+5°C / +110°C	10 bar (145 psi)	+ / - 0.5%	95/l	1.5 kg	120X120X160

Art.no. **2001.0219**

EASY Tablet for checking and/or entering data on fluid supplies and reserves (without barcode and QR code reader).

Art.no. **2001.0220**

ADVANCED Tablet for checking and/or entering data on fluid supplies and reserves with barcode and QR code reader.
Equipped with a printer and a badges or RFID cards reader, to allow faster recognition of the operator.

Art.no. **2001.0221**

Smartphone for checking and/or entering data on fluid supplies and reserves, including barcode and QR code reader.

The electronic dosing system CONTROLLER 5.0 allows the dosage of different, preset quantities of a fluid lubricant.

It is particularly suitable in applications where a continuous accuracy in the dosage is required such as in industrial production systems with automated, constant and continuous dispenses of oil.

The dosing system includes also a timer and a data memory of the dispensed quantities.

Art.no. **3206.0049**

Electronic dosing unit **CONTROLLER 5.0**.
Technical features:
- big graphic backlit display;
- bi-directional, serial and cable-based communication with connected printers or PC through USB and serial connections;
- watch with buffer battery;
- storage of the following dispenses data: quantity, ID, date, time;
- integrated power supply 110/230 VAC – 24 VDC;
- possibility of calibration;
- default dispense activation button;
- new dispense quantity selection button.

Art.no. **3206.0022**

Thermal printer, can be connected to the CAN BUS of the control unit. Required for printing a ticket of each individual dispense.

Art.no. **71080**

Electronic oval gears flow meter with pulse transmitter, connections 1/2" BSP (F), suitable for oil, diesel and antifreeze, including a 24 VDC - solenoid valve, an in-line 125 µm cartridge filter and a wall bracket.

Art. no. **33950**

Art.no. **33950**

This dosing kit includes:

- 1 pc. CONTROLLER 5.0, art.no. 3206.0049;
- 1 pc. Electronic oval gears flow meter with pulse transmitter and solenoid valve, art.no. 71080;
- 1 pc. Thermal printer, art.no. 3206.0022.



The level gauges of series PUMPSTOP are suitable for the use with all pneumatic oil pumps. They stop the pump when the oil in a container is going to run out and like that prevent air to enter into the system which would create a mixture of oil and air that would cause wrong measurement results of the connected flow meters.
The kit is composed of a probe with level sensor, a solenoid valve for the shut-off of the compressed air, a transformer / stabilizer for the power supply and a warning light with horn (for art. nos. 31310). The probe is inserted into a drum through its 3/4" – opening and is also fixed there (in case of tanks using a suitable 3/4" – 2" adapter). When the minimum oil level is reached, an electric impulse is transmitted to the solenoid actuated shut-off valve which interrupts the compressed air supply, stops immediately the pneumatic oil pump and activates an acoustical and optical alarm.



Art.no. **31320KIT**

PUMPSTOP
Low level pump stop kit, composed of:
- level probe, suitable for the use in 208 l – drums and 1000 l - IBC - tanks, length 1200 mm;
- ON-OFF switch;
- bypass push button which allows to continue the oil flow again after it has been stopped;
- solenoid-actuated shut-off valve for the compressed air;
- transformer / stabilizer 110-230 VAC – 24 VDC;
- electric connection cable, length 2 m.



Art.no. **31310**

PUMPSTOP
Low level pump stop kit, composed of:
- level probe, suitable for the use in 208 l – drums and 1000 l - IBC tanks, length 1200 mm;
- ON-OFF switch;
- warning light with horn;
- bypass push button which allows to continue the oil flow again after it has been stopped;
- solenoid-actuated shut-off valve for the compressed air;
- transformer / stabilizer 110-230 VAC – 24 VDC;
- electric connection cable, length 2 m.

Pneumatic pumps suitable for the suction of waste mineral oils, antifreeze and water-based fluids.

Art.no. **31248FVN**
Waste mineral oil
(for suction)

Art.no. **31247FE**
Pure antifreeze and water-based fluids
(for suction)

Kit.no. **31237FVN**
Waste mineral oil
Complete kit with pump, hose and valve.

Art. no.	31248FVN	31237FVN	31247FE
Compressed air supply	Pressure min 2 - max 4 bar (30 - 58 psi)		
Type of gaskets	Viton®		EPDM
Compression ratio	1:1		
Outlet pressure	4 bar (58 psi)		
Delivery	0.8/1.0 bar		
Connection compressed air	1/4" BSP (F)		
Connection lubricant outlet	3/4" BSP (M)		
Max air consumption with 4 bar pressure	120 l/min		
Length suction tube	250 mm	-	250 mm
Diameter suction tube	50 mm		
Application	Wall mounted		
Weight	4.4 kg	6.6 kg	4.4 kg
Dimensions (LxWxH) (mm)	95x95x530	110x110x530	95x95x530

Art.no. **90083**

Mobile waste oil gravity drainer, suitable for the use under lifts, with collection container of 90 l capacity, level gauge, two fixed wheels and two castors, with wide collection bowl in painted steel of 14 l capacity incl. removable anti splash grid, 1.6 m discharge hose.

OPTIONAL:
- metal crown drain adapter, permits to enlarge the collection diameter of the drain bowl (art. no. 90088).

Art. no.	Capacity collection bowl	Height adjustable	Capacity collection container	Max. collection quantity	Discharge pressure	Weight	Dimensions (LxWxH) (mm)
90083	14 l	1050-1600 mm	90 l	80 l	0.5 bar	28 Kg	504x460x1200

Art.no. **90088**

Metal crown drain adapter, permits the enlargement of the collection diameter of the drain bowl.

Waste oil suction units, consisting of a collection container with a pneumatic Venturi valve by which a vacuum of up to 0.8 bar inside of the container can be created when compressed air at a pressure of 7 – 10 bar is connected on it. The waste oil can be suctioned with appropriate suction probes or suction adapters inserted in the dip-stick tube of the motor. For an ideal result the oil temperature should not be less than 60 – 80°C during the suction process. The unit can be used also autonomously since it does not require a continuous air supply.

Art.no. **90020**

Mobile waste oil suction unit, with collection container of 24 l capacity, including level gauge, suction hose, kit of suction probes in different diameters (see on page 108), suction adapters and storage bowl. The unit can be discharged manually by taking off the cap on top of the container.

Art.no. **90022**

Same as art. no. 90020, but the unit can be discharged pneumatically by connecting it to compressed air.

Art. no. suction probe	Ø suction probe	Suction speed at **oil temperature 18°C**	Suction speed at **oil temperature 60°C**
90205	5x3 mm	0.25 l/min	1.05 l/min
90208	8x6 mm	1.4 l/min	2.52 l/min

Art. no.	Max vacuum	Time for creating vacuum	Capacity collection container	Max collection quantity	Discharge pressure	Weight	Dimensions (LxWxH) (mm)
90020	0.8 bar	1.5 min	24 l	20 l	manual	10 Kg	390x360x940
90022	0.8 bar	1.5 min	24 l	20 l	0.5 bar	11 Kg	390x360x940

Art.no. **90030**

Mobile waste oil suction unit, with collection container of 90 l capacity, including level gauge, suction hose, kit of suction probes in different diameters (see on page 108), suction adapters and storage bowl.

The unit can be discharged pneumatically by connecting it to compressed air.

Art. no. suction probe	Ø suction probe	Suction speed at **oil temperature 18°C**	Suction speed at **oil temperature 60°C**
90205	5x3 mm	0.25 l/min	1.05 l/min
90208	8x6 mm	1.4 l/min	2.52 l/min

Art. no.	Max vacuum	Time for creating vacuum	Capacity collection container	Max collection quantity	Discharge pressure	Weight	Dimensions (LxWxH) (mm)
90030	0.8 bar	1.5 min	90 l	80 l	0.5 bar	28 Kg	504x460x900

Art.no. **90018**

Mobile waste oil suction unit, with collection container of 24 l capacity and transparent inspection chamber of 6.5 l capacity, including level gauge, suction hose, kit of suction probes in different diameters (see on page 108), suction adapters and storage bowl. The unit can be discharged pneumatically by connecting it to compressed air.
The transparent inspection chamber allows to check the quality and the quantity of the suctioned oil.
In order to always keep a good visibility into the chamber, the unit is equipped with a device that permits to clean the internal surface with the suction of a small quantity of diesel or another non-aggressive cleaning agent.

Art. no. suction probe	Ø suction probe	Suction speed at **oil temperature 18°C**	Suction speed at **oil temperature 60°C**
90205	5x3 mm	0.25 l/min	1.05 l/min
90208	8x6 mm	1.4 l/min	2.52 l/min

Art. no.	Max vacuum	Time for creating vacuum	Capacity collection container	Max collection quantity	Discharge pressure	Weight	Dimensions (LxWxH) (mm)
90018	0.8 bar	1.5 min	24 l	20 l	0.5 bar	15 Kg	390x360x950

Art.no. **90096**

Mobile waste oil suction unit, with collection container of 90 l capacity and transparent inspection chamber of 10 l capacity, including level gauge, suction hose, kit of suction probes in different diameters (see on page 108), suction adapters and storage bowl. The unit can be discharged pneumatically by connecting it to compressed air.
The transparent inspection chamber allows to check the quality and the quantity of the suctioned oil.

In order to always keep a good visibility into the chamber, the unit is equipped with a device that permits to clean the internal surface with the suction of a small quantity of diesel or another non-aggressive cleaning agent.

Art. no. suction probe	Ø suction probe	Suction speed at **oil temperature 18°C**	Suction speed at **oil temperature 60°C**
90205	5x3 mm	0.25 l/min	1.05 l/min
90208	8x6 mm	1.4 l/min	2.52 l/min

Art. no.	Max vacuum	Time for creating vacuum	Capacity collection container	Max collection quantity	Discharge pressure	Weight	Dimensions (LxWxH) (mm)
90096	0.8 bar	1.5 min	90 l	80 l	0.5 bar	32 Kg	504x460x1340

Combined units that can be used as waste oil gravity drainers, but also as waste oil suction units thanks to a pneumatic Venturi valve by which a vacuum of up to 0.8 bar inside of the container can be created when compressed air at a pressure of 7 – 10 bar is connected on it. The waste oil can be suctioned with appropriate suction probes or suction adapters inserted in the dip-stick tube of the motor. For an ideal result the oil temperature should not be less than 60 – 80°C during the suction process. The unit can be used also autonomously since it does not require a continuous air supply.

Art.no. **90080**

Mobile, combined waste oil drainer and suction unit, with collection container of 90 l capacity, two fixed wheels and two castors, with wide collection bowl in painted steel of 10 l capacity incl. removable anti splash grid, including level gauge, suction hose, kit of suction probes in different diameters (see on page 108), suction adapters and storage bowl. The unit can be discharged pneumatically by connecting it to compressed air through a discharge hose with curved outlet tube.

Art. no. suction probe	Ø suction probe	Suction speed at **oil temperature 18°C**	Suction speed at **oil temperature 60°C**
90205	5x3 mm	0.25 l/min	1.05 l/min
90208	8x6 mm	1.4 l/min	2.52 l/min

Art. no.	Max vacuum	Time for creating vacuum	Capacity collection container	Max collection quantity	Discharge pressure	Weight	Dimensions (LxWxH) (mm)
90080	0.8 bar	1.5 min	90 l	80 l	0.5 bar	32 Kg	460x510x1200

Art.no. **90095**

Mobile, combined waste oil drainer and suction unit, with collection container of 90 l capacity, two fixed wheels and two castors, with wide collection bowl in painted steel of 10 l capacity incl. removable anti splash grid, transparent inspection chamber of 10 l capacity, including level gauge, suction hose, kit of suction probes in different diameters (see on page 108), suction adapters and storage bowl. The unit can be discharged pneumatically by connecting it to compressed air through a discharge hose with curved outlet tube.
The transparent inspection chamber allows to check the quality and the quantity of the suctioned oil.
In order to always keep a good visibility into the chamber, the unit is equipped with a device that permits to clean the internal surface with the suction of a small quantity of diesel or another non-aggressive cleaning agent.

Art. no. suction probe	Ø suction probe	Suction speed at **oil temperature 18°C**	Suction speed at **oil temperature 60°C**
90205	5x3 mm	0.25 l/min	1.05 l/min
90208	8x6 mm	1.4 l/min	2.52 l/min

Art. no.	Max vacuum	Time for creating vacuum	Capacity collection container	Max collection quantity	Discharge pressure	Weight	Dimensions (LxWxH) (mm)
90095	0.8 bar	1.5 min	90 l	80 l	0.5 bar	34 Kg	460x510x1500

Combined units that can be used as waste oil gravity drainers, but also as waste oil suction units. The suction process can be carried out by using a pneumatic Venturi valve by which a vacuum of up to 0.8 bar inside of the container can be created when compressed air at a pressure of 7 – 10 bar is connected on it, or alternatively by the use of a pneumatic 1:1 – pump which is mounted at the side of the collection container. The waste oil can be suctioned with appropriate suction probes or suction adapters inserted in the dip-stick tube of the motor. For an ideal result the oil temperature should not be less than 60 – 80°C during the suction process. The unit can be used also autonomously since it does not require a continuous air supply (unless the suction is made with the pneumatic pump).

Art.no. **90050**

Mobile, combined waste oil drainer and suction unit, with collection container of 90 l capacity, two fixed wheels and two castors, with pneumatic pump, wide collection bowl in painted steel of 10 l capacity incl. removable anti splash grid, including level gauge, suction hose, kit of suction probes in different diameters (see on page 108), suction adapters and storage bowl.

The unit can be discharged pneumatically by connecting it to compressed air through a discharge hose with curved outlet tube.

Art. no. suction probe	Ø suction probe	Suction speed at **oil temperature 18°C**	Suction speed at **oil temperature 60°C**
90205	5x3 mm	0.25 l/min	1.05 l/min
90208	8x6 mm	1.4 l/min	2.52 l/min

Art. no.	Max vacuum	Time for creating vacuum	Capacity collection container	Max collection quantity	Discharge pressure	Weight	Dimensions (LxWxH) (mm)
90050	0.8 bar	1.5 min	90 l	80 l	0.5 bar	42 Kg	480x510x1400

Art.no. **90053**

Mobile, combined waste oil drainer and suction unit, with collection container of 90 l capacity, two fixed wheels and two castors, with pneumatic pump, wide collection bowl in painted steel of 10 l capacity incl. removable anti splash grid, transparent inspection chamber of 10 l capacity, including level gauge, suction hose, kit of suction probes in different diameters (see on page 108), suction adapters and storage bowl. The unit can be discharged pneumatically by connecting it to compressed air through a discharge hose with curved outlet tube.

The transparent inspection chamber allows to check the quality and the quantity of the suctioned oil. In order to always keep a good visibility into the chamber, the unit is equipped with a device that permits to clean the internal surface with the suction of a small quantity of diesel or another non-aggressive cleaning agent.

Art. no. suction probe	Ø suction probe	Suction speed at **oil temperature 18°C**	Suction speed at **oil temperature 60°C**
90205	5x3 mm	0.25 l/min	1.05 l/min
90208	8x6 mm	1.4 l/min	2.52 l/min

Art. no.	Max vacuum	Time for creating vacuum	Capacity collection container	Max collection quantity	Discharge pressure	Weight	Dimensions (LxWxH) (mm)
90053	0.8 bar	1.5 min	90 l	80 l	0.5 bar	44 Kg	460x510x1500

Combined units that can be used as waste oil gravity drainers under a lift or as low level drainers on the floor using the pantograph function, but also as waste oil suction units thanks to a pneumatic Venturi valve by which a vacuum of up to 0.8 bar inside of the container can be created when compressed air at a pressure of 7 – 10 bar is connected on it. The waste oil can be suctioned with appropriate suction probes or suction adapters inserted in the dip-stick tube of the motor. For an ideal result the oil temperature should not be less than 60 – 80°C during the suction process. The unit can be used also autonomously since it does not require a continuous air supply.

Art.no. **90081**

Mobile, combined pantograph waste oil drainer and suction unit, with collection container of 90 l capacity, two fixed wheels and two castors, with rectangular collection bowl in painted steel of 10 l capacity incl. removable anti splash grid, including level gauge, suction hose, kit of suction probes in different diameters (see on page 108), suction adapters and storage bowl. Suitable for the use with passenger cars and motorbikes. The unit can be discharged pneumatically by connecting it to compressed air through a discharge hose with curved outlet tube.

Art. no. suction probe	Ø suction probe	Suction speed at **oil temperature 18°C**	Suction speed at **oil temperature 60°C**
90205	5x3 mm	0.25 l/min	1.05 l/min
90208	8x6 mm	1.4 l/min	2.52 l/min

Art. no.	Max vacuum	Time for creating vacuum	Capacity collection container	Max collection quantity	Discharge pressure	Weight	Dimensions (LxWxH) (mm)
90081	0.8 bar	1.5 min	90 l	80 l	0.5 bar	43 Kg	630x650x1700

Art.no. **90079**

Mobile, combined pantograph waste oil drainer and suction unit, with collection container of 90 l capacity, two fixed wheels and two castors, with rectangular collection bowl in painted steel of 10 l capacity incl. removable anti splash grid, transparent inspection chamber of 10 l capacity, including level gauge, suction hose, kit of suction probes in different diameters (see on page 108), suction adapters and storage bowl. Suitable for the use with passenger cars and motorbikes. The unit can be discharged pneumatically by connecting it to compressed air through a discharge hose with curved outlet tube.
The transparent inspection chamber allows to check the quality and the quantity of the suctioned oil.
In order to always keep a good visibility into the chamber, the unit is equipped with a device that permits to clean the internal surface with the suction of a small quantity of diesel or another non-aggressive cleaning agent.



Art. no. suction probe	Ø suction probe	Suction speed at **oil temperature 18°C**	Suction speed at **oil temperature 60°C**
90205	5x3 mm	0.25 l/min	1.05 l/min
90208	8x6 mm	1.4 l/min	2.52 l/min

Art. no.	Max vacuum	Time for creating vacuum	Capacity collection container	Max collection quantity	Discharge pressure	Weight	Dimensions (LxWxH) (mm)
90079	0.8 bar	1.5 min	90 l	80 l	0.5 bar	45 Kg	500x600x1500

Combined units that can be used as waste oil gravity drainers under a lift or as low level drainers on the floor using the pantograph function, but also as waste oil suction units thanks to a pneumatic Venturi valve by which a vacuum of up to 0.8 bar inside of the container can be created when compressed air at a pressure of 7 – 10 bar is connected on it. The waste oil can be suctioned with appropriate suction probes or suction adapters inserted in the dip-stick tube of the motor. For an ideal result the oil temperature should not be less than 60 – 80°C during the suction process. The unit can be used also autonomously since it does not require a continuous air supply.

Art.no. **90089**

Mobile, combined pantograph waste oil drainer and suction unit, with collection container of 115 l capacity, two fixed wheels and two castors, with rectangular heavy duty collection bowl in painted steel of 50 l capacity incl. removable anti splash grid, including level gauge, suction hose, kit of suction probes in different diameters (see on page 108), suction adapters and storage bowl.
Suitable for the use with passenger cars, motorbikes or trucks.
The unit can be discharged pneumatically by connecting it to compressed air through a discharge hose with curved outlet tube.

Art. no. suction probe	Ø suction probe	Suction speed at **oil temperature 18°C**	Suction speed at **oil temperature 60°C**
90205	5x3 mm	0.25 l/min	1.05 l/min
90208	8x6 mm	1.4 l/min	2.52 l/min

Art. no.	Max vacuum	Time for creating vacuum	Capacity collection container	Max collection quantity	Discharge pressure	Weight	Dimensions (LxWxH) (mm)
90089	0.8 bar	1.5 min	115 l	100 l	0.5 bar	53 Kg	630x650x1700

Art.no. **90090**

Mobile, combined pantograph waste oil drainer and suction unit, with collection container of 115 l capacity, two fixed wheels and two castors, with rectangular heavy duty collection bowl in painted steel of 50 l capacity incl. removable anti splash grid, transparent inspection chamber of 10 l capacity, including level gauge, suction hose, kit of suction probes in different diameters (see on page 108), suction adapters and storage bowl.
Suitable for the use with passenger cars, motorbikes or trucks.
The unit can be discharged pneumatically by connecting it to compressed air through a discharge hose with curved outlet tube.
The transparent inspection chamber allows to check the quality and the quantity of the suctioned oil.
In order to always keep a good visibility into the chamber, the unit is equipped with a device that permits to clean the internal surface with the suction of a small quantity of diesel or another non-aggressive cleaning agent.



Art. no. suction probe	Ø suction probe	Suction speed at **oil temperature 18°C**	Suction speed at **oil temperature 60°C**
90205	5x3 mm	0.25 l/min	1.05 l/min
90208	8x6 mm	1.4 l/min	2.52 l/min

Art. no.	Max vacuum	Time for creating vacuum	Capacity collection container	Max collection quantity	Discharge pressure	Weight	Dimensions (LxWxH) (mm)
90090	0.8 bar	1.5 min	115 l	100 l	0.5 bar	55 Kg	500x600x1700

Waste oil suction units which allow the suction of the oil with appropriate suction probes or suction adapters inserted in the dip-stick tube of the motor by means of a pneumatic rotary or piston pump or by means of an electric pump. The oil suction process is also possible with these units if the oil temperature is equal to the ambient temperature (unless in case of low temperatures).

Art.no. **90001**

OIL BLITZ – Mobile waste oil suction unit, composed of a pneumatic rotary gear pump, suction hose, kit of suction probes in different diameters (see on page 108), suction adapters, storage bowl, two wheels trolley and 20 l – capacity plastic can for collection of the suctioned oil.

Can be used also for suction of diesel from vehicle fuel tanks.

Art. no.	Max vacuum	Pressure compressed air	Compression ratio	Consumption compressed air	Outlet pressure	Weight	Dimensions (LxWxH) (mm)
90001	0.8 bar	1 - 4 bar	1:1	180 l/min	4 bar	17 kg	410x420x910

Pneumatic, wall-mounted pumps for the suction of waste oil by means of suitable suction probes. Particularly suitable in installations with centralized pipework for the suction of waste fluids and the distribution of new fluids.

Art.no. **90006**

Wall-mounted waste oil suction system, consisting of 1:1 - pneumatic piston pump, pressure regulator and air filter with moisture separator, kit of suction probes in different diameters and suction adapters (see on page 108), 3 m - suction hose with shut-off valve and connections, vacuometer for the control of the suction process and 1.6 m - discharge hose with curved outlet tube.
On demand alternatively also a discharge hose with suitable connection to a pipework can be supplied.

Art. no.	Max vacuum	Pressure compressed air	Compression ratio	Consumption compressed air	Outlet pressure	Weight
90006	0.8 bar	1 - 4 bar	1:1	140 l/min	4 bar	11 Kg

Art.no. **90120**
Art.no. **90120-110**

Mobile low level gravity waste oil drainer, suitable for the draining of motor oil, gear oil or differential oil from trucks and passenger cars. Available with collection capacity of 70 l and 110 l, with anti splash grid and removable, lateral antisplash guard (optional). The unit can be discharged by gravity through the laterally mounted 3/4" drain valve.

OPTIONAL:
- lateral conveyor.

Art. no.	Collection capacity	Connections	Weight	Dimensions (LxWxH) (mm)
90120	70 l	3/4" BSP (F)	26 Kg	800x560x180
90120-110	110 l	3/4" BSP (F)	38 Kg	1400x560x180

Art.no. **90110**
Art.no. **90110-110**

Mobile low level gravity drainer, suitable for the draining of waste oils and antifreeze from trucks and passenger cars by using the included pump kit for the eventual refilling of the liquid into the motor or circuit after finishing the service.
Available with collection capacity of 70 l and 110 l, with anti splash grid.

The pump kit art.no. 90100 consists of a pneumatic rotary pump (art.no. 31221-OT), pressure regulator with manometer, suction hose and dispensing hose with control gun and rigid outlet pipe.

Art. no.	Compressed air supply	Outlet pressure	Flow rate	Collection capacity	Connections	Weight	Dimensions (LxWxH) (mm)
90110	2-4 bar	4 bar	10.5 l/min	70 l	1/2" BSP (F)	34 Kg	800x560x180
90110-110	2-4 bar	4 bar	10.5 l/min	110 l	1/2" BSP (F)	46 Kg	800x560x285

Art.no. **90100**

Waste oil and antifreeze pumping kit composed of: air-operated rotary pump mod. 31221OT, pressure regulator with tap, flexible hoses and delivery gun. To be fitted on pans.

Art. no.	Compressed air supply	Outlet pressure	Flow rate	Connections	Weight	Dimensions (LxWxH) (mm)
90100	2-4 bar	4 bar	10.5 l/min	3/8" BSP (F)	30 Kg	200x160x150

Art.no. **90122**
Art.no. **90122-110**

Pit gravity waste oil drainer, suitable for the draining of motor oil, gear oil or differential oil from trucks and passenger cars. Available with collection capacity of 70 l and 110 l, with anti splash grid and metal rollers. Suitable for the use in service pits between the pit rails. It is possible to adapt the width according to the pit dimensions. The unit can be discharged by gravity through the laterally mounted 3/4" drain valve or by using an evacuation pump with suction hose and female quick coupling to be connected to the male coupling installed on the drainer.

Art. no.	Collection capacity	Width adjustment range (mm)	Connections	Weight	Dimensions (LxWxH) (mm)
90122	70 l	Min 900 - Max 1300	1/2" BSP (F)	27 Kg	800x560x180
90122-110	110 l			39 Kg	850x560x285

Art.no. **31263**

Art.no. **90124**
Art.no. **90127**

Mobile low level gravity drainer, suitable for the draining of antifreeze from trucks and passenger cars by using the included pump kit for the eventual refilling of the liquid into the motor or circuit after finishing the service.
Available with collection capacity of 70 l and 110 l, with anti splash grid.

The pumping kit consists of a pneumatic piston pump with 3:1 compression ratio, air tap, air pressure regulator, suction pipe and delivery hose with rigid stem.

Art. no.	Compressed air supply	Outlet pressure	Flow rate	Collection capacity	Connections	Weight	Dimensions (LxWxH) (mm)
90124	2-8 bar	24 bar	15 l/min	70 l	1/2" BSP (F)	34 Kg	800x560x180
90127				110 l		46 Kg	1400x560x180

Art.no. **011 KIT SONDE** Complete kit of 5 suction probes of different diameters and lengths and 2 suction adapters, with plastic probes holder.

Art.no. **90205** Flexible suction probe, ø 5 mm, length 800 mm.

Art.no. **90206** Flexible suction probe, ø 6 mm, length 800 mm.

Art.no. **90207** Flexible suction probe, ø 7 mm, length 1500 mm.

Art.no. **90207-20** Flexible suction probe, ø 7 mm, length 2000 mm.

Art.no. **90208** Flexible suction probe, ø 8 mm, length 800 mm.

Art.no. **90226** Rigid suction probe, ø 6 mm, length 800 mm.

Art.no. **90293** Suction adapter for VOLKSWAGEN vehicles.

Art.no. **90292** Suction adapter for MERCEDES vehicles.

Furthermore are available on demand the following models:

Art.no. **90294** Suction adapter for PEUGEOT and CITROEN vehicles.

Art.no. **90295** Suction adapter for BMW vehicles.

Art.no. **90296** Suction adapter for AUDI vehicles.

Art.no.	Suction probes included
011 KIT SONDE	**90205 - 90206 - 90207 - 90208 - 90226 - 90293 - 90292**

Waste fluids storage tanks, made in plastic or in steel, compliant with the valid norms regulating the storage of waste fluids (Italian directive 392/96 according to European directives 75/349 EEC and 87/101 EEC).

Art.no. **49802 - 300 l**
Art.no. **49801 - 260 l**
Art.no. **49803 - 500 l**

Waste oil storage tank, with double wall in polyethylene (one internal in contact with the oil and one external which serves as a spill containment and security container for the internal one).
The tank is equipped with a wide dome with raisable cover. In its interior there is a removable basket for the drain of oil filters and the opening for charging and discharging the tank.
At the rim of the dome a mechanical level gauge is installed that permits the control of the filling level and a transparent indicator on the side of the external tank allows to detect eventual leakages of the internal tank immediately.
The tank is available in different colours for the storage of different liquids, such as mineral oils, vegetable oils, break fluid, oil-based emulsions or antifreeze.

Art.no.	Capacity (l)	Weight (Kg)	Dimensions (LxWxH) (mm)
49802	300	26	820x820x1080
49801	260	23	800x800x1170
49803	500	37	960x960x1240

Pneumatic brake bleeding unit with two chambers which are hermetically separated by an elastic diaphragm. One chamber of the container contains the brake fluid, the other chamber serves as reservoir for the compressed air. Max. working pressure 2 bar. The diaphragm permits to separate the brake fluid and the compressed air, avoiding like that the risk of an emulsion.

Art.no. **51100**

Pneumatic brake bleeding unit, with pressure regulator, 3 m – spiral fluid supply hose, for the bleeding of brakes and clutches, including those with ABS. Container capacity: 9 l.

The unit includes also the following accessories:
- 2 plastic jerrycans for the collection of the brake fluid, art. no. 51101,
- 2 plastic bleeding hoses, art. no. 51103,
- 1 plastic funnel, art. no. 51102.

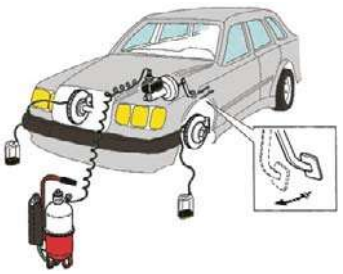

Art.no.	Weight	Dimensions (LxWxH) (mm)
51100	8.5 Kg	270x340x700

Art.no. **51105**

Mobile brake bleeding unit, consisting of:

- trolley with 4 castors,
- pneumatic brake bleeding unit, art. no. 51100,
- 2 bleeding adapters for passenger cars art. no. 5110004 and 5110008,
- 2 plastic jerrycans for the collection of the brake fluid, art. no. 51101,
- 2 plastic bleeding hoses, art. no. 51103,
- 1 plastic funnel, art. no. 51102.



Art.no.	Weight	Dimensions (LxWxH) (mm)
51105	30 Kg	500x610x1130

Art.no. **5110004**
Art.no. **5110008**

Art.no. **5110004**

Brake bleeding adapters external diameter 47 mm

Art.no. **5110008**

Brake bleeding adapters external diameter 44 mm

Art.no. **5110025**

Art.no. **5110025**

Universal brake bleeding adapter, suitable for the use in most of the existing passenger cars and trucks.

OMPI grease pumps are a well - proven product line since many years. The brass and aluminum alloy pneumatic motor assures a reliable use and a simple maintenance. The pumping system includes a rod in hardened steel, suitable also for heavy duty applications. The gaskets and seals are suitable for the use with almost all multipurpose greases on the basis of mineral oil from viscosity NLGI 000 up to NLGI 3.

The VISCOSITY of a fluid describes its capability to resist the movements of its particles.

The COMPRESSION RATIO describes the ratio between the surface of the piston inside of the pump motor and the surface of the piston that is pumping the fluid. The bigger this value is, the higher is the outlet pressure of the fluid. Since greases are mixtures of mineral oils and soaps (dense, inorganic substances) and therefore have a high viscosity, it is necessary to use pumps for the dispensing that have a high compression ratio such as 50:1 – or 100:1 – pumps.

10:1

7.8 kg/min. - 80 bar

Transfer and filling at short distance.

25:1

5.1 kg/min. - 200 bar

Transfer and filling at short distance with high viscosity.

45:1

6.3 kg/min. - 360 bar

Transfer and filling at short distance with high viscosity.

50:1

2.9 kg/min. - 400 bar

Standard model.
Dispensing of grease at short and medium distances or for high pressure lubrication.

100:1

2.7 kg/min. - 800 bar

Dispensing of grease at long distances or for high pressure lubrication.

TWDE

3.8 kg/min. - 800 bar

Increased delivery at high and very high pressure.

POWER BULL

22 kg/min. - 56 bar

Industrial application: supply of grease under demanding conditions at high pressure and/or with a high delivery.

DIVORCED POWER BULL

Pumps for the supply of grease under demanding conditions at high pressure and/or with a high delivery. The motor and the pumping assembly are separated to avoid any potential fluid contamination.

Pneumatic pumps for the transfer of grease or high viscosity oils at a constant pressure.

10:1

For **18-25 kg** – pails

Art.no. **81886-20**

For **50 kg** – drums

Art.no. **81886-60**



For **180 kg** – drums

Art.no. **81886**

25:1

For **18-25 kg** – pails

Art.no. **81822**

For **50 kg** – drums

Art.no. **81862**

For **180 kg** – drums

Art.no. **81883**

45:1

For **18-25 kg** – pails

Art.no. **81887-20**

For **50 kg** – drums

Art.no. **81887-60**



For **180 kg** – drums

Art.no. **81887**

Art. no.	81886-20	81886-60	81886	81822	81862	81883	81887-20	81887-60	81887
Compressed air supply	Pressure min 2 - max 8 bar (30 - 116 psi)			Pressure min 2 - max 8 bar (30 - 116 psi)			Pressure min 2 - max 8 bar (30 - 116 psi)		
Compression ratio	10:1			25:1			45:1		
Outlet pressure	80 bar (1200 psi)			200 bar (2900 psi)			360 bar (5200 psi)		
Flow rate	7800 g/min			5100 g/min			6300 g/min		
Connection compressed air	3/8" BSP (F)			1/4" BSP (F)			3/8" BSP (F)		
Connection lubricant outlet	1/2" BSP (M)			1/2" BSP (M)			1/2" BSP (M)		
Max air consumption with 8 bar pressure	165 l/min			78 l/min			165 l/min		
Length suction tube	450 mm	750 mm	950 mm	450 mm	750 mm	950 mm	450 mm	750 mm	950 mm
Diameter suction tube	33 mm			28 mm			28 mm		
Dimensions LxWxH (mm)	95x95x690	95x95x780	95x95x1005	95x95x690	95x95x780	95x95x1005	95x95x690	95x95x780	95x95x1005
Suitable for pails / drums of	18 - 25 kg	50 kg	180 kg	18 - 25 kg	50 kg	180 kg	18 - 25 kg	50 kg	180 kg
Weight	4.5 kg	5.3 kg	5.7 kg	4.2 kg	5 kg	5.6 kg	4.4 kg	5.2 kg	5.8 kg

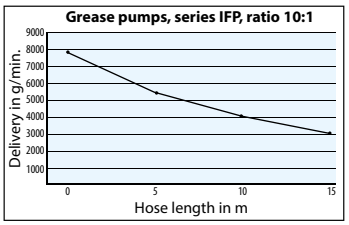

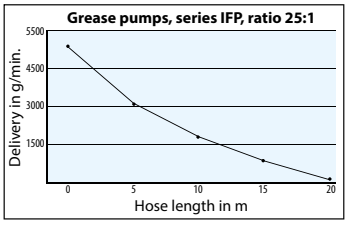

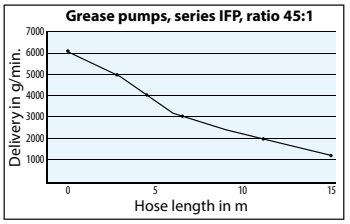

The a. m. performance values are based upon the following test conditions: lithium grease NLGI 0 at 22°C -- Compressed air pressure 8 bar -- free flow outlet 1/2".

Pneumatic pumps for the use in short and medium distance dispensing lines or for high pressure lubrication.

50:1

For **16 kg** – pails

Art.no. **81818-P**

For **18/25 kg** – pails

Art.no. **81820**

For **50 kg** – drums

Art.no. **81860**

For **180 kg** – drums

Art.no. **81880**

Art. no.	81818-P	81820	81860	81880
Compressed air supply	Pressure min 2 - max 8 bar (30 - 116 psi)			
Compression ratio	50:1			
Outlet pressure	400 bar (5800 psi)			
Flow rate	2900 g/min			
Connection compressed air	1/4" BSP (F)			
Connection lubricant outlet	1/4" BSP (M)			
Max air consumptionwith 8 bar pressure	78 l/min			
Length suction tube	335 mm	450 mm	750 mm	950 mm
Diameter suction tube	28 mm			
Dimensions LxWxH (mm)	95x95x690	95x95x780	95x95x1005	95x95x1250
Suitable for pails / drums of	16 kg	18 - 25 kg	50 kg	180 kg
Weight	3.8 kg	4.5 kg	5 kg	5.6 kg

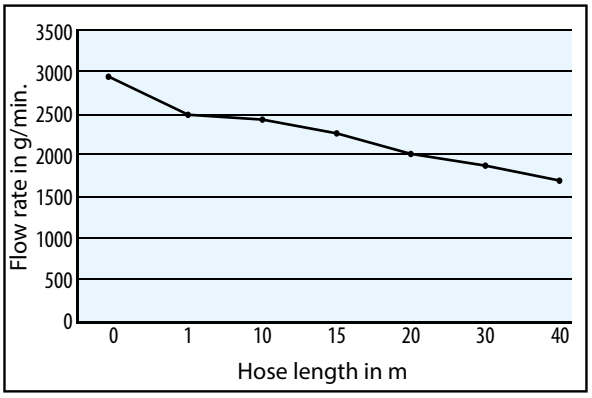

The a. m. performance values are based upon the following test conditions: lithium grease NLGI 0 at 22°C -- Compressed air pressure 8 bar -- free flow outlet 1/2".

Pneumatic pumps for the use in long distance dispensing lines or for high pressure lubrication.

100:1

For **16 kg** – pails

Art.no. **81819**

For **18/25 kg** – pails

Art.no. **81821**

For **50 kg** – drums

Art.no. **81861**

For **180 kg** – drums

Art.no. **81881**

Art. no.	**81819**	**81821**	**81861**	**81881**
Compressed air supply	Pressure min 2 - max 8 bar (30 - 116 psi)			
Compression ratio	100:1			
Outlet pressure	800 bar (11600 psi)			
Flow rate	2700 g/min			
Connection compressed air	1/4“ BSP (F)			
Connection lubricant outlet	1/4“ BSP (M)			
Max air consumption with 8 bar pressure	110 l/min			
Length suction tube	335 mm	450 mm	750 mm	950 mm
Diameter suction tube	28 mm			
Dimensions LxWxH (mm)	95x95x690	95x95x780	95x95x1005	95x95x1250
Suitable for pails / drums of	16 kg	18 - 25 kg	50 kg	180 kg
Weight	3.8 kg	4.2 kg	5 kg	5.6 kg

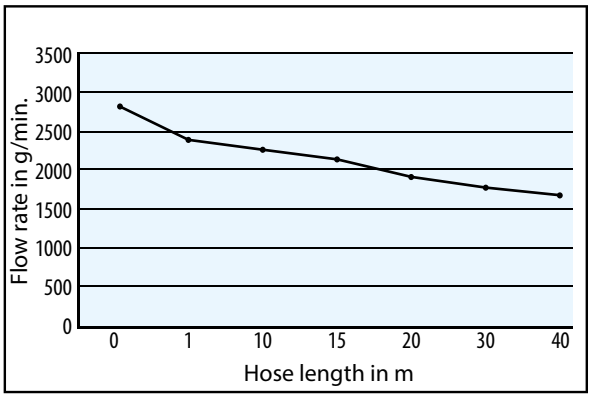

The a. m. performance values are based upon the following test conditions: lithium grease NLGI 0 at 22°C -- Compressed air pressure 8 bar -- free flow outlet 1/2”.

Pneumatic pumps for the dispensing of grease – particularly high viscosity grease - or for high pressure lubrication and a use in long distance dispensing lines. The TWDE series pumps combine a high compression ratio with an innovative constructional concept that permits to increase the delivery of the pump considerably. The escape of compressed air is improved by the use of a double distributor which at the same time reduces the formation of condensation water inside of the pump motor.

100:1

For **16 kg** – pails

Art.no. **81819TWDE**

For **18/25 kg** – pails

Art.no. **81821TWDE**

For **50 kg** – drums

Art.no. **81861TWDE**

For **180 kg** – drums

Art.no. **81881TWDE**

Art. no.	81819 TWDE	81821 TWDE	81861 TWDE	81881 TWDE
Compressed air supply	Pressure min 2 - max 8 bar (30 - 116 psi)			
Compression ratio	100:1			
Outlet pressure	800 bar (11600 psi)			
Flow rate	3800 g/min			
Connection compressed air	3/8" BSP (F)			
Connection lubricant outlet	1/2" BSP (M)			
Max air consumption with 8 bar pressure	165 l/min			
Length suction tube	335 mm	450 mm	750 mm	950 mm
Diameter suction tube	28 mm			
Dimensions LxWxH (mm)	95x95x690	95x95x780	95x95x1005	95x95x1250
Suitable for pails / drums of	16 kg	18 - 25 kg	50 kg	180 kg
Weight	3.9 kg	4.3 kg	5.1 kg	5.7 kg

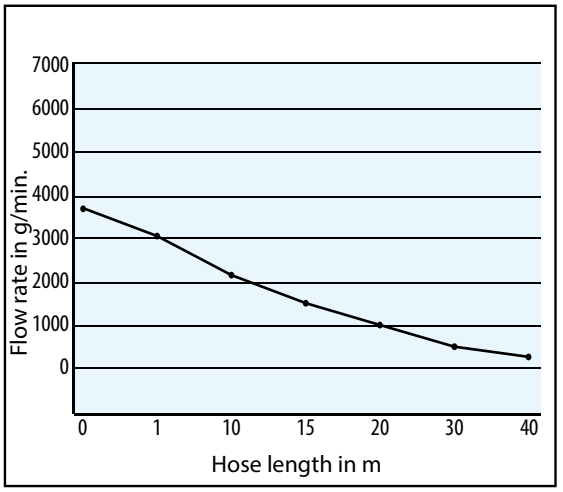

The a. m. performance values are based upon the following test conditions: lithium grease NLGI 0 at 22°C -- Compressed air pressure 8 bar -- free flow outlet 1/2".

Pneumatic pumps for the dispensing of high quantities of grease at low pressure.

2,5:1

For **180 kg** – drums

Art. no.	**81889**
Compressed air supply	Pressure min 2 - max 8 bar (30 - 116 psi)
Compression ratio	2.5:1
Outlet pressure	20 bar (290 psi)
Flow rate	12000 g/min
Connection compressed air	1/4" BSP (F)
Connection lubricant outlet	3/4"BSP (M)
Max air consumption with 8 bar pressure	110 l/min
Length suction tube	950 mm
Diameter suction tube	55 mm
Dimensions LxWxH (mm)	105x105x1320
Suitable for pails / drums of	180 kg
Weight	8.4 kg

Pneumatic pumps for the dispensing of grease at high pressure.

250:1



For **180 kg** – drums

Art. no.	**81888**
Compressed air supply	Pressure max 5 bar
Compression ratio	250:1
Outlet pressure	1100 bar (16000 psi)
Flow rate	800 g/min
Connection compressed air	1/4" BSP (F)
Connection lubricant outlet	1/4" BSP (M)
Max air consumption with 8 bar pressure	165 l/min
Length suction tube	950 mm
Diameter suction tube	28 mm
Dimensions LxWxH (mm)	130x130x1250
Suitable for pails / drums of	180 kg
Weight	9,. kg

The a. m. performance values are based upon the following test conditions: lithium grease NLGI 0 at 22°C -- Compressed air pressure 8 bar -- free flow outlet 1/2".

Heavy duty pneumatic pumps, industrial pump Power Bull series, designed for the supply of grease under demanding conditions. Particularly suitable for the grease distribution in pipeworks and installations where a simultaneous supply of grease is required on different dispensing points at high pressure and/or with a high delivery.

Flow rate **19000 g/min**

Art.no. **81730**

Flow rate **22000 g/min**

Art.no. **81725**

Art.no. 81730

Distance (m)	Delivery grease (kg/min)				Pressure (bar)
	NLGI 0	NLGI 1	NLGI 2	NLGI 3	
1	19.00	18.00	18.00	18.00	104
5	18.00	16.00	13.20	11.00	96
10	17.50	14.90	12.60	9.10	70
20	13.80	11.10	7.60	6.90	49

Art.no. 81725

Distance (m)	Delivery grease (kg/min)				Pressure (bar)
	NLGI 0	NLGI 1	NLGI 2	NLGI 3	
1	22.00	21.00	21.00	21.00	56
5	21.50	20.00	16.90	14.20	38
10	20.00	18.40	15.00	12.10	20
20	18.60	17.00	10.20	7.40	14

Art. no.	81730	81725
Compressed air supply	Pressure min 2 - max 8 bar (30 - 116 psi)	
Compression ratio	13:1	7:1
Max outlet pressure	104 bar (1500 psi)	56 bar (812 psi)
Flow rate	19000 g/min	22000 g/min
Max frequence strokes/min	60	120
Connection compressed air	1/2" BSP (F)	
Connection lubricant outlet	1" BSP (M)	
Max air consumption with 8 bar pressure	1.80 m^3/min	1.92 m^3/min
Diameter pneumatic piston	160 mm	125 mm
Diameter suction tube	70x50 mm	70x50 mm
Suitable for pails / drums of	180 kg	180 kg
Weight	26 kg	22 kg

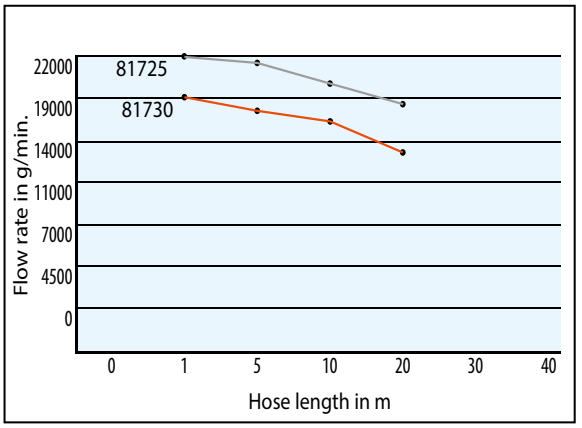

The a. m. performance values are based upon the following test conditions: lithium grease NLGI 0 at 22°C -- Compressed air pressure 8 bar -- free flow outlet.

Art.no. **81720**

Art.no. **81710**

Art.no. **81715**

Art.no. **81740**

Art. no.	81720	81710	81715	81740
Compressed air supply	Pressure min 2 - max 8 bar (30 - 116 psi)			
Compression ratio	30 : 1	50 : 1	90 : 1	75 : 1
Max outlet pressure	240 bar (3500 psi)	400 bar (5800 psi)	720 bar (10450 psi)	600 bar (8700 psi)
Flow rate	15000 g/min	12000 g/min	7000 g/min	4900 g/min
Max frequence strokes/min	150	120	60	60
Connection compressed air	1/2" BSP (F)			
Connection lubricant outlet	1" BSP (M)			
Max air consumption with 8 bar pressure	1.86 m^3/min	1.92 m^3/min	1.80 m^3/min	1.80 m^3/min
Diameter pneumatic piston	100 mm	125 mm	160 mm	160 mm
Diameter suction tube	50x22 mm			
Suitable for pails / drums of	180 kg			
Weight	18 kg	22 kg	24 kg	25 kg

Art. no. 81720

Distance (m)	Delivery grease (kg/min)				Pressure (bar)
	NLGI 0	NLGI 1	NLGI 2	NLGI 3	
1	15.00	12.70	11.60	9.30	240
5	14.60	10.30	8.50	5.30	200
10	10.50	8.00	6.20	3.80	165
20	8.60	5.20	4.10	3.10	140
30	6.50	4.40	3.80	2.20	130
40	5.30	4.10	3.40	1.70	110
50	4.20	3.80	6.00	0.80	85
70	3.00	2.50	1.80	0.30	60

Art. no. 81710

Distance (m)	Delivery grease (kg/min)				Pressure (bar)
	NLGI 0	NLGI 1	NLGI 2	NLGI 3	
1	12,00	9,60	8,60	7,80	400
5	11,80	9,00	7,90	5,60	360
10	11,10	8,20	6,70	4,00	240
20	9,50	6,40	4,80	2,30	220
30	7,70	4,70	3,10	2,10	180
40	6,90	3,20	2,50	1,70	150
50	6,50	2,80	2,20	1,40	110
70	6,10	2,50	1,90	0,90	85

Art. no. 81715

Distance (m)	Delivery grease (kg/min)				Pressure (bar)
	NLGI 0	NLGI 1	NLGI 2	NLGI 3	
1	7.00	6.30	5.70	5.10	720
5	6.80	5.80	5.20	4.10	680
10	6.40	5.30	4.70	3.50	420
20	5.90	4.30	3.50	2.10	400
30	4.80	3.30	2.90	1.90	370
40	4.50	2.90	2.50	1.70	340
50	4.30	2.60	2.20	1.60	250
70	4.00	2.20	2.10	1.30	180

Art. no. 81740

Distance (m)	Delivery grease (kg/min)				Pressure (bar)
	NLGI 0	NLGI 1	NLGI 2	NLGI 3	
1	4,90	4,70	4,60	3,90	600
5	4,70	4,50	4,10	3,10	580
10	4,30	4,00	3,60	2,50	360
20	4,20	3,70	3,00	1,70	340
30	4,00	2,70	2,20	1,40	320
40	3,80	2,50	1,90	1,20	280
50	3,70	2,20	1,70	1,00	200
70	3,60	1,80	1,60	0,80	120

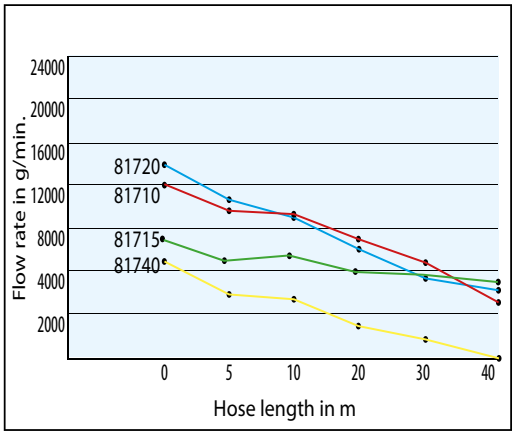

The a. m. performance values are based upon the following test conditions: lithium grease NLGI 0 at 22°C -- Compressed air pressure 8 bar -- free flow outlet.

PNEUMATIC PISTON GREASE PUMPS
INDUSTRIAL POWER BULL SERIES

The industrial pump Power Bull series in the divorced version allows the combination of 4 different pneumatic motors with 4 different suction tubes so that 4 different configurations can be composed. In these models the air-operated motor and the pumping assembly are separated in order to avoid any potential fluid contamination of the motor.

Art. no. Pump	**81745**	**81755**	**81735**	**81765**
Art. no. pneumatic motor	**81748**	**81746**	**81738**	**81736**
Art. no. suction tube	**81747**	**81737**	**81749**	**81739**
Compressed air supply	Pressure min 2 - max 8 bar (30 - 116 psi)			
Compression ratio	50 : 1	7 : 1	90 : 1	13 : 1
Outlet pressure	400 bar (5800 psi)	56 bar (816 psi)	720 bar (10443 psi)	104 bar (1500 psi)
Flow rate	12000 g/min	22000 g/min	7000 g/min	19000 g/min
Max frequence strokes/min	120		60	
Connection compressed air	1/2" BSP (F)			
Connection lubricant outlet	1" BSP (M)			
Max air consumption with 8 bar pressure	1.92 m^3/min		1.80 m^3/min	
Diameter pneumatic piston	125 mm		160 mm	
Diameter suction tube	Ø est. 50 mm - Ø pist. 22 mm	Ø est. 70 mm - Ø pist. 30 mm	Ø est. 50 mm - Ø pist. 22 mm	Ø est. 70 mm - Ø pist. 30 mm
Dimensions	160x160x1700 mm			
Suitable for drums of	180 kg			
Weight	21 kg	23 kg	25 kg	27 kg

The a. m. performance values are based upon the following test conditions: lithium grease NLGI 0 at 22°C -- Compressed air pressure 8 bar -- free flow outlet.

MOTOMATIC® System Patent no. 32188 C/80
In the year 1986 the innovative MOTOMATIC® – system has been developed and patented.
Motomatic® is a pneumatic pumping system which is characterized by the use of a single motor which can be applied on various suction tubes. The pumping system is activated by connecting the motor – which is provided with a quick coupling - to the installed suction tubes that differ depending on the lubricant that shall be pumped.
This solution offers a significant practical and economical advantage for pumping greases, oils, antifreeze or diesel, since it allows the user to leave the various suction tubes installed in the drums and to use the same pneumatic motor for pumping the required lubricant.

Pneumatic motor

Art.no. **30000**

Interchangeable suction tubes

Suction tube for grease **16 kg** – pails

Art.no. **30007**

Suction tube for grease **16 kg** – pails

Art.no. **30004**

Suction tube for grease **50 kg** – drums

Art.no. **30005**

Suction tube for grease **180 kg** – drums

Art.no. **30006**
Art.no. **30008**

Suction tube for oil **208 l** – drums

Art.no. **30001**



Suction tube for oil/antifreeze **208 l** – drums

Art.no. **30002**
Oil

Art.no. **30003**
Antifreeze

Art. no.	30000	30007	30004	30005	30008	30006	30001	30002	30003
Compressed air supply	2-8 bar (30 - 116 psi)	-							
Compression ratio	-	50 : 1			15 : 1	50 : 1	1 : 1	3 : 1	
Outlet pressure	-	400 bar (5800 psi)			120 bar (1740 psi)	400 bar (5800 psi)	8 bar (116 psi)	24 bar (360 psi)	
Flow rate	-	2900 g/min			7000 g/min	2900 g/min	48 l/min	23 l/min	
Connection compressed air	1/4" BSP (F)	-							
Connection lubricant outlet	-	1/4"BSP (M)			1/2"BSP (M)	1/4"BSP (M)	3/4"BSP (M)	1/2"BSP (M)	
Max air consumption with 8 bar pressure	115 l/min	-							
Length suction tube	-	335 mm	450 mm	750 mm	950 mm				
Diameter suction tube	-	28 mm					55 mm	40 mm	
Dimensions LxWxH (mm)	95x95x420	30x31x435	30x31x550	30x31x850	30x31x1050				
Suitable for pails / drums of	-	16 kg	25 kg	50 kg	180 kg		208 l		
Weight	3.5 kg	0.8 kg	1 kg	1.3 kg	1.5 kg		2.1 kg	1.9 kg	

The a. m. performance values are based upon the following test conditions: lithium grease NLGI 0 and hydraulic oil ISO 32 at 22°C -- Compressed air pressure 8 bar -- free flow outlet.

OMPI presents a new range of **electrically driven pumps** for high-pressure grease transfer and lubrification, with high performance in order to meet the needs of lubrication where only electric current is available.
A complete range is available with 12/24 VDC, 230 VAC single-phase, 230/380 VAC three-phase motors; these are suitable for different drums size, from 16-25 kg, 50 kg to 180 kg.
OMPI electric pumps are extremely adaptable, and they find application both where **rapid transfer** and short distance filling are required, up **to high pressure** pumps for long distance grease distribution or forced lubrication.
The line is completed with **the portable 12/24 VDC pump**, slight and easy to handle, in order to support the operations in centralized lubrication, like: wind turbines, garages, production areas, mining vehicles and general equipment.
All pumps offer the possibility to easily switch between different lengths of suction tubes and are also provided with a relief valve and can be used in mobile applications thanks to **OMPI** electric grease wheeled dispensing kit.

230 V Single-phase

Art.no. 83400-x
400 g/min. - 300 bar

HIGH PRESSURE
(see page 121)

230 V Single-phase

Art.no. 83450-x
1200 g/min. - 100 bar

HIGH PRESSURE
(see page 121)

230 V Single-phase

Art.no. 83950
4000 g/min. - 50 bar

FOR GREASE TRANSFER
(see page 122)

230/380 V Three-phase

Art.no. 83600-x
400 g/min. - 400 bar

HIGH PRESSURE
(see page 123)

230/380 V Three-phase

Art.no. 83650-x
1200 g/min. - 200 bar

HIGH PRESSURE
(see page 123)

230/380 V Three-phase

Art.no. 83960
8000 g/min. - 70 bar

FOR GREASE TRANSFER
(see page 124)

230/380 V Three-phase

Art.no. 83955
4000 g/min. - 70 bar

FOR GREASE TRANSFER
(see page 124)

12/24 V

Art.no. 83300-x - 83350-x
100 g/min. - 200 bar

HIGH PRESSURE
(see page 125)

12 V

Art.no. 83390-x
100 g/min. - 250 bar

HIGH PRESSURE
(see page 126)

24 V

Art.no. 83395-x
100 g/min. - 250 bar

HIGH PRESSURE
(see page 126)

OPTIONAL
Bung adapter
Art.no. **030067**
Lock ring for bung adapter
Art.no. **030066**

OPTIONAL

ELECTRICAL SAFETY PANEL 230 VAC SINGLE-PHASE

Art.no. **70950**
Plastic electrical safety panel which allows the stop of the pump at the end of the delivery.
This kit includes the adjustable pressure switch.

Art.no.	Dimensions	Weight	Ampere	Frequency	Protection
70950	195x150x170(h) mm	3 kg	4 A	50 Hz	IP 55

Art.no. **83400-20** Art.no. **83450-20**
Art.no. **83400-60** Art.no. **83450-60**
Art.no. **83400** Art.no. **83450**

Electric pumps **230 VAC single-phase 50 Hz** (upon request **60 Hz**), designed for grease distribution or forced lubrication in demanding centralized applications where the power supply is available. These pumps offer the possibility to easily switch between different lengths of suction tubes and are also provided with a relief valve.
Optional: Electric panel and pressure switch aluminum bung adapter to fix the pump ø 28 mm - art.no. 030067, aluminum lock ring for bung adapter ø 28 mm art.no. 030066.

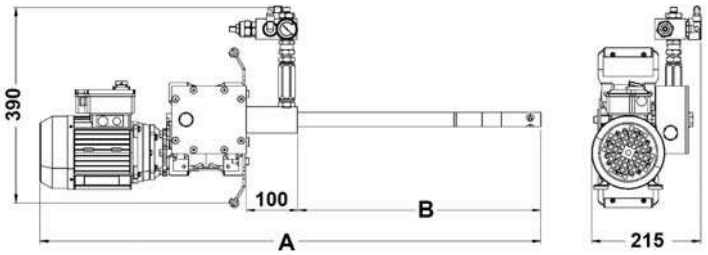

Art.no.	Voltage	Engine revolutions reduction ratio	Total length **(A)**	Suction tube length **(B)**	Suction tube dimensions	Max Outlet pressure	Flow rate	RPM	Power	Suitable for drums of	Weight
83400-20	230 VAC single-phase 50 Hz	7,5:1	985	480 mm	**Outer diameter 28 mm** **Piston diameter 14 mm**	300 bar (4351 psi)	**400 g/min**	1400	0,75 kW	18 - 25 kg	20 kg
83400-60			1245	740 mm						50 kg	21 kg
83400			1450	950 mm						180 kg	22 kg
83450-20			985	480 mm	**Outer diameter 28 mm** **Piston diameter 16 mm**	100 bar (1450 psi)	**1200 g/min**			18 - 25 kg	20 kg
83450-60			1245	740 mm						50 kg	21 kg
83450			1450	950 mm						180 kg	22 kg

The a. m. performance values are based upon the following test conditions: lithium grease NLGI 0 at 22°C

OPTIONAL
Bracket
Art.no. **32200**

ELECTRICAL SAFETY PANEL 230 VAC SINGLE-PHASE

OPTIONAL

Art.no. **70950**
Plastic electrical safety panel which allows the stop of the pump at the end of the delivery.
This kit includes the adjustable pressure switch.

Art.no.	Dimensions	Weight	Ampere	Frequency	Protection
70950	195x150x170(h) mm	3 kg	4 A	50 Hz	IP 55

Art.no. **83950**

Electric pump **230 VAC single-phase 50 Hz** (upon request **60 Hz**) for grease transfer in centralized applications where power supply is available. The pump is also provided with a relief valve.

Optional:
- Electrical panel and pressure switch
- Pivoting wall bracket art.no. 32200.

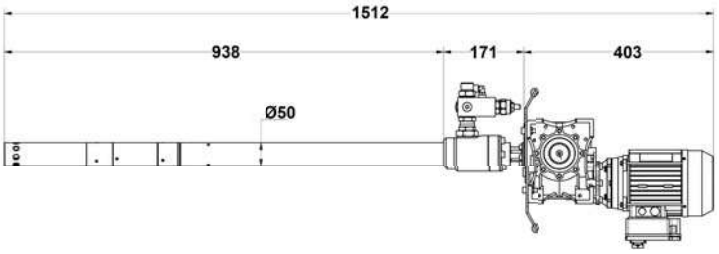

Art.no.	Voltage	Engine revolutions reduction ratio	Suction tube dimensions	Suction tube length	Max Outlet pressure	Flow rate	RPM	Power	Suitable for drums of	Weight
83950	230 VAC single-phase 50 Hz	7.5:1	**Outer diameter 50 mm** **Piston diameter 30 mm**	950	50 bar (725 psi)	**4000 g/min**	1400	1.1 kW	180 kg	26 kg

The a. m. performance values are based upon the following test conditions: lithium grease NLGI 0 at 22°C

OPTIONAL
Bung adapter
Art.no. **030067**

Lock ring for bung adapter
Art.no. **030066**

ELECTRICAL SAFETY PANEL 230 VAC / 380 VAC THREE-PHASE

OPTIONAL

Art.no. **70955**
Art.no. **70960**

Metal electrical safety panel 230 VAC (Art.no. 70955) or 280 VAC (Art.no. 70960) which allows to stop of the pump at the end of the dispensing operation.
This kit includes the pressure switch.

Art.no.	Dimensions	Alim.	Weight	Ampere	Frequency	Protection
70955	600x400x280(h) mm	230 V	10 kg	4 A	50 Hz	IP 55
70960		380 V				

Art.no. **83600-20** Art.no. **83650-20**
Art.no. 83600-60 Art.no. **83650-60**
Art.no. 83600 Art.no. **83650**

Electric pumps **230VAC / 380 VAC three-phase 50 Hz** (upon request **60 Hz**), designed for grease distribution or forced lubrication in demanding centralized applications where the power supply is available. These pumps offer the possibility to easily switch the different lengths of suction tubes and are also provided with a relief valve.
Optional: electric panel and pressure switch, ø 28 mm Aluminum drum bung adapter Art.no. 030067,
ø 28 mm Aluminum lock ring Art.no. 030066.

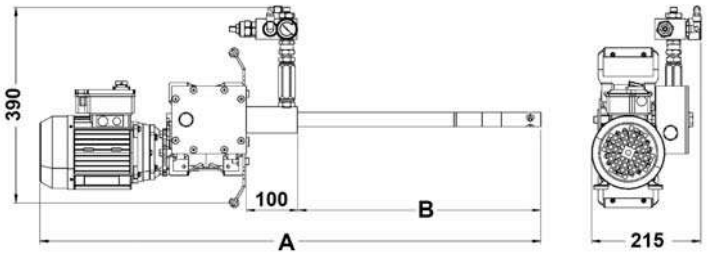

Art.no.	Voltage	Ampere	Engine revolutions reduction ratio	Total length **(A)**	Suction tube length **(B)**	Suction tube dimensions	Max Outlet pressure	Flow rate	RPM	Power	Suitable for drums of	Weight
83600-20	230 VAC / 380 VAC - three-phase - 50 Hz	5,3 A (230V) 3,1 A (380V)	7,5:1	1025	480	**Outer diameter 28 mm Piston diameter 14 mm**	400 bar (5801 psi)	**400 g/min**	1400	0,75 kW	18 - 25 kg	22 kg
83600-60				1285	740						50 kg	23 kg
83600				1490	950						180 kg	24 kg
83650-20			10:1	1025	480	**Outer diameter 28 mm Piston diameter 16 mm**	250 bar (3626 psi)	**1200 g/min**	2850	1,1 kW	18 - 25 kg	22 kg
83650-60				1285	740						50 kg	23 kg
83650				1490	950						180 kg	24 kg

The a. m. performance values are based upon the following test conditions: lithium grease NLGI 0 at 22°C

OPTIONAL
Bracket
Art.no. **32200**

ELECTRICAL SAFETY PANEL 230 VAC / 380 VAC THREE-PHASE

OPTIONAL

Adjustable pressure switch

Art.no. **70955**
Art.no. **70960**

Metal electrical safety panel 230 VAC (Art.no. 70955) or 280 VAC (Art.no. 70960) which allows to stop of the pump at the end of the dispensing operation.
This kit includes the pressure switch.

Art.no.	Dimensions	Alim.	Weight	Ampere	Frequency	Protection
70955	600x400x280(h) mm	230 V	10 kg	4 A	50 Hz	IP 55
70960		380 V				

Art.no. **83960**
Art.no. **83955**

Electric pump **230 VAC / 380 VAC three-phase 50 Hz** (upon request **60 Hz**) for grease transfer in centralized applications where power supply is available. These pumps offer the possibility to easily switch the different lengths of suction tubes and are also provided with a relief valve.

Optional:
- Electrical panel and pressure switch
- Pivoting wall bracket Art.no. 32200

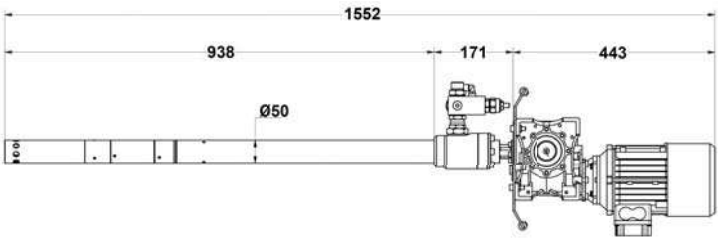

Art.no.	Voltage	Engine revolutions reduction ratio	Suction tube dimensions	Suction tube length	Max Outlet pressure	Flow rate	RPM	Power	Suitable for drums of	Weight
83960	230 VAC / 380 VAC - three-phase - 50 Hz	7.5:1	**Outer diameter 50 mm** **Piston diameter 30 mm**	950	70 bar (1015 psi)	**8000 g/min**	2800	1.1 kW	180 kg	27 kg
83955						**4000 g/min**	1400	0.75 kW		26 kg

The a. m. performance values are based upon the following test conditions: lithium grease NLGI 0 at 22°C

OPTIONAL
Bung adapter
Art.no. **030067**

Lock ring for bung adapter
Art.no. **030066**

ELECTRICAL SAFETY PANEL 12/24 VDC

OPTIONAL



Art.no. **70970**
Art.no. **70975**
Electrical safety panel for 12/24 VDC models, including battery clamps and relief valve. Adjustable pressure up to 200 bar.
It allows to activate the pump while operating on the delivery gun and to stop it when the pressure reaches the set threshold.

Art.no.	Dimensions	Voltage	Weight	Protection
70970	180x95x95 (h) mm	12 VDC	1 kg	IP 55
70975		24 VDC		

Art.no. **83300-20** Art.no. **83350-20**
Art.no. **83300-60** Art.no. **83350-60**
Art.no. **83300** Art.no. **83350**

12VDC and **24VDC** electric pumps (respectively 83300 and 83350 series), designed for grease distribution or forced lubrication in demanding centralized applications where the power supply is available. The pumps are also provided with a relief valve.

Optional:
- Electrical panel and pressure switch
- ø 28 mm Aluminum drum bung adapter art.no. 030067
- ø 28 mm Aluminum lock ring art.no. 030066.

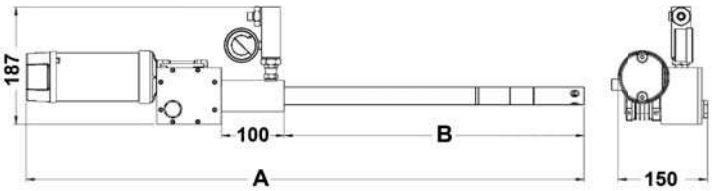

Art.no.	Voltage	Engine revolutions reduction ratio	Total length **(A)**	Suction tube length **(B)**	Suction tube dimensions	Max Outlet pressure	Flow rate	RPM	Power	Suitable for drums of	Weight
83300-20	12 VDC	20 : 1	890 mm	480 mm	**Outer diameter 28 mm** **Piston diameter 14 mm**	200 bar (2900 psi)	**100 g/min**	3400	250 W	18 - 25 kg	12 kg
83300-60			1150 mm	740 mm						50 kg	13 kg
83300			1360 mm	950 mm						180 kg	14 kg
83350-20	24 VDC		890 mm	480 mm						18 - 25 kg	12 kg
83350-60			1150 mm	740 mm						50 kg	13 kg
83350			1360 mm	950 mm						180 kg	14 kg

The a. m. performance values are based upon the following test conditions: lithium grease NLGI 0 at 22°C

Special lengths upon request.
Easy disassembly and change of suction tubes.

LIGHTWEIGHT AND HANDY

SUITABLE FOR:

- **wind turbines**
- **garages**
- **productions areas**
- **mining and construction vehicles**

Art.no. **83390-20**
Art.no. **83390-60**
Art.no. **83390**

Art.no. **83395-20**
Art.no. **83395-60**
Art.no. **83395**

12 VDC and **24 VDC portable** electric pumps (respectively 83390 and 83395 series), designed for grease distribution or forced lubrication in demanding centralized applications where the power supply is available. Designed to be easy to handle and transport, the pump is also provided with a relief valve, adjustable up to 250 bar.

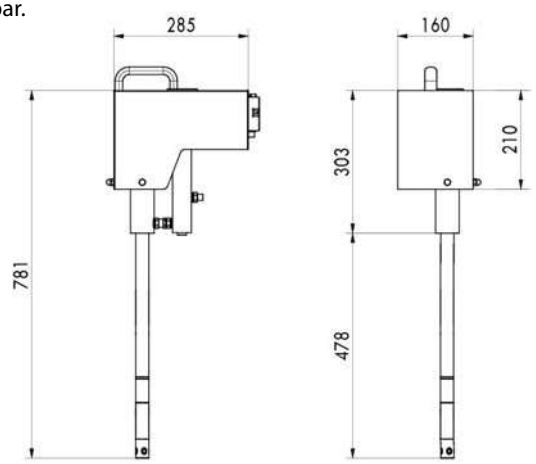

Equipped with:
- Adjustable pressure switch;
- MAX 250 bar overpressure valve;
- Exhaust valve.

Optional:
- Drum cover in galvanized steel;
- Follower plate with rubber diaphragm.

Art.no.	Voltage	Ampere	Engine revolutions reduction ratio	Suction tube dimensions	Suction tube length	Max Outlet pressure	Flow rate	RPM	Power	Suitable for drums of	Weight
83390-20	12 VDC	25 A	20:1	**Outer diameter 28 mm** **Piston diameter 14 mm**	480 mm	250 bar (3626 psi)	**100 g/min**	3400	250 W	18 - 25 kg	16 kg
83390-60										50 kg	
83390										180 kg	
83395-20	24 VDC									18 - 25 kg	
83395-60										50 kg	
83395										180 kg	

The a. m. performance values are based upon the following test conditions: lithium grease NLGI 0 at 22°C

Electric kit for grease distribution for drums of different sizes are suitable in any work environment thanks to the handy trolley.

Art.no. **83800**
Art.no. **83800-60**

Trolley
Art.no. **80726**

ELECTRICAL SAFETY PANEL 230 VAC SINGLE-PHASE

OPTIONAL

Art.no. **70950**
Plastic electric safety panel which allows the stop of the pump at the end of the delivery.
This kit includes the adjustable pressure switch.

Art.no.	Dimensions (mm)	Weight	Ampere	Frequency	Protection
70950	195x150x170(h)	3 kg	4 A	50 Hz	IP 55

Kit base composition:
- electric pump (art.no. 83400-60);
- rubber hose SAE 100 R2 AT, 1/4" BSP length 3 m (art.no. 81003);
- gun with flexible hose – length 300 mm - ø10mm and four-jaws fitting (art.no. 88410);
- triple swivel joint (Art.no. 88442).

Art.no. **83800**

Mobile greasing kit, with electric engine pump 230 VAC **single-phase, for 18-25 kg drums** with base composition and:
- drum cover ø 330-290 mm (art.no. 80520)
- follower plate ø 310-260 mm (art.no. 80628-VU)
- trolley with 4 rotating wheels (art.no. 80726).

Art.no. **83001**

Trolley
Art.no. **80792**

Art.no. **83800-60**

Mobile greasing kit, with electric engine pump 230 VAC single-phase, **for 50 kg drums** with base composition and:
- drum cover ø 400-360 mm (art.no. 80560)
- follower plate ø 390-325 mm (art.no. 80634-VU)
- trolley with 4 rotating wheels (art.no. 80726).

Art.no. **83001**

Mobile greasing kit, with electric engine pump 230 VAC single-phase, **for 180 kg drums** with base composition and:
- drum cover ø 600-560 mm (art.no. 80580)
- follower plate ø 590-540 mm (art.no. 80684-VU)
- trolley with 4 special rotating wheels suitable for uneven floors (art.no. 80792).

Art.no.	Voltage	Ampere	Engine revolutions reduction ratio	Suction tube dimensions	Max Outlet pressure	Flow rate	RPM	Power	Suitable for drums of	Weight
83800	230 VAC - 50 Hz single-phase	5.21 A	7.5 : 1	**Outer diameter 28 mm Piston diameter 14 mm**	300 bar	**400 g/min**	1400	0.75 kW	18 - 25 kg	51 kg
83800-60									50 kg	52 kg
83001									180 kg	67 kg

The a. m. performance values are based upon the following test conditions: lithium grease NLGI 0 at 22°C

Art.no. **2001.0166**

Pressure relief valve.
Body in aluminium alloy and cartridge in galvanized steel.
Supplied with a glycerine manometer with graduation of 0 – 400 bar and regulation screw for the selection of the required maximum pressure.
Connections (BSP): inlet 1/2" (F) – outlet 1/2" (M).

Art.no. **3206.0036**

Adjustable pressure switch with plug for a possible connection of an electric safety panel.

This assembly allows to start the pump once the control gun is activated and to stop it again due to the pressure increase in the circuit once the gun is closed and the set pressure has been achieved.

Art.no. **70950**
230 V - 1ph

Art.no. **70955**
230 V - 3ph

Art.no. **70960**
380 V - 3ph

Art.no. **70950**

Plastic electrical safety panel 230 Vac single-phase which allows the stop of the pump at the end of the delivery.

The kit includes:
- Adjustable pressure switch art. no. 3206.0036
- ON/OFF - switch
- Emergency button
- White network emergency warning
- Green indicator light
- Red stop light for overheating
- Plug conforms to EC 7/7 standard.

Art.no. **70955**

Metal electrical safety panel 230 VAC three-phase, which allows to stop the pump at the end of the dispensing operation. This kit includes the pressure switch art. no. 3206.0036.

Art.no. **70960**

Metal electrical safety panel 380 VAC three-phase, which allows to stop the pump at the end of the dispensing operation. This kit includes the pressure switch art. no. 3206.0036.

Art.no.	Dimensions	Alimentation	Weight	Ampere	Frequency	Protection
70950	195x150x170(h)	230 VAC	3 kg	4 A	50 Hz	IP 55
70955	600x400x280(h) mm		10 kg			
70960		380 VAC				



Art.no. **70970**

Electrical safety panel for 12 VDC models, including battery clamps and relief valve. Adjustable pressure up to 200 bar.
It allows to activate the pump while operating on the delivery gun and to stop it when the pressure reaches the set threshold.

Art.no. **70975**

Electrical safety panel like art. no. 70970 but for 24 VDC models.

Art.no.	Dimensions	Alimentation	Weight	Protection
70970	180x95x95 (h) mm	12 VDC	1 kg	IP 55
70975		24 VDC		

Complete pneumatic grease supply kit, suitable for any kind of inside or outside use.
Max pressure achievable: 400 bar.

Art.no. **81817**

16/18/25 kg

Portable and mobile pneumatic grease supply kit with 16 kg – steel pail, consisting of:

- Pneumatic grease pump, art. no. 81820;
- Pressure regulator, art. no. 40400;
- 3 m – high pressure hose SAE 100 R2 AT, 1/4", art. no. 81003;
- High pressure grease control gun, with 300 mm – steel braid outlet hose ø ext. 10 mm a nd 4 - jaws - hydraulic coupler, art. no. 88410;
- High pressure Z – swivel, art. no. 88442;
- Follower plate ø 230 mm;
- Steel pail with 2 wheels and carrying handle.

Art. no.	Max outlet pressure	Flow rate	Connection compressed air	Compressed air supply	Weight	Dimensions (LxWxH) (mm)
81817	400 bar	2400 g/min	1/4" BSP (F)	2-8 bar	11 kg	240x390x930

Art.no. **81818**

Portable pneumatic grease supply kit for 18/25 kg - pails, consisting of:

- Pneumatic grease pump, art. no. 81820;
- Pressure regulator, art. no. 40400;
- 3 m – high pressure hose SAE 100 R2 AT, 1/4", art. no. 81003;
- High pressure grease control gun, 300 mm – steel braid outlet hose ø ext. 10 mm and 4 jaws - hydraulic coupler, art. no. 88410;
- High pressure Z – swivel, art.no. 88442;
- Follower plate, ø 310 - 260 mm, art. no. 80628-VU;
- Metal drum cover, ø 330 – 290 mm, art. no. 80520.

Art.no. **81815**

Portable pneumatic grease supply kit, based on art.no. 81818, for 12,5 kg drums.

Art. no.	Max outlet pressure	Flow rate	Connection compressed air	Compressed air supply	For pails:	Weight	Dimensions (LxWxH) (mm)
81815	400 bar	2400 g/min	1/4" BSP (F)	2-8 bar	12.5 kg	10 kg	240x240x820
81818					18-25 kg	11 kg	240x240x890

Complete mobile pneumatic grease supply kit, suitable for 18/25 kg – pails in any kind of inside or outside use.
Max pressure achievable: 400 bar.

Art.no. **81840**

18/25/60 kg

Mobile pneumatic grease supply kit for 18/25 kg - pails, consisting of:

- Pneumatic grease pump, art. no. 81820;
- Pressure regulator, art. no. 40360;
- 3 m – high pressure hose SAE 100 R2 AT, 1/4", art. no. 81003;
- High pressure grease control gun, 300 mm – steel braid; outlet hose ø ext. 10 mm and 4 - jaws - hydraulic coupler, art. no. 88410;
- High pressure Z – swivel, art. no. 88442;
- Follower plate, ø 310 - 260 mm, art. no. 80628-VU;
- Metal drum cover, ø 330 – 290 mm, art. no. 80520;
- Trolley with 2 wheels, art. no. 80723.

Drum not included.

Art.no. **81840-E**

Mobile pneumatic grease supply kit such as art. no. 81840, but with trolley art. no. 80724.

Art. no.	Max outlet pressure	Flow rate	Connection compressed air	Compressed air supply	Weight	Dimensions (LxWxH) (mm)
81840	400 bar	2400 g/min	1/4" BSP (F)	2 - 8 bar	15 kg	500x500x960
81840-E					13 kg	

Complete pneumatic grease supply kit, suitable for any kind of inside or outside use.
Max pressure achievable: 400 bar.

Art.no. **81921**

Portable and mobile pneumatic grease supply kit with 60 kg – steel pail, consisting of:

- Pneumatic grease pump, art. no. 81860;
- Metal drum cover art. no. 8192103;
- Pressure regulator, art. no. 40400;
- 3 m – high pressure hose SAE 100 R2 AT, 1/4", art. no. 81003;
- High pressure grease control gun, with 300 mm – steel braid outlet hose ø ext. 10 mm and 4 - jaws - hydraulic coupler, art. no. 88410;
- High pressure Z – swivel, art. no. 88442;
- Follower plate art. no. 80634-VU;

Art. no.	Max outlet pressure	Flow rate	Connection compressed air	Compressed air supply	Weight	Dimensions (LxWxH) (mm)
81921	400 bar	2400 g/min	1/4" BSP (M)	2-8 bar	30 kg	400x500x1100

Complete mobile pneumatic grease supply kits, suitable for 50 kg – drums in any kind of inside or outside use.
Max pressure achievable: 400 bar.

Art.no. **81920**

Mobile pneumatic grease supply kit for 50 kg - drums, consisting of:

- Pneumatic grease pump, art. no. 81860;
- Pressure regulator, art. no. 40400;
- 3 m – high pressure hose SAE 100 R2 AT, 1/4", art. no. 81003;
- High pressure grease control gun, 300 mm – steel braid outlet hose ø ext. 10 mm and 4 - jaws - hydraulic coupler, art. no. 88410;
- High pressure Z – swivel, art. no. 88442;
- Follower plate, ø 390 - 325 mm, art. no. 80634-VU;
- Metal drum cover, ø 400 – 360 mm, art. no. 80560;
- Trolley with 2 wheels, art. no. 80723.

Art. no.	Max outlet pressure	Flow rate	Connection compressed air	Compressed air supply	Weight	Dimensions (LxWxH) (mm)
81920	400 bar	2400 g/min	1/4" BSP (F)	2-8 bar	16 kg	510x690x690

Art.no. **81960**

Mobile pneumatic grease supply kit for 50 kg - drums, consisting of:

- Pneumatic grease pump, art. no. 81860;
- Pressure regulator, art. no. 40400;
- 3 m – high pressure hose SAE 100 R2 AT, 1/4", art. no. 81003;
- High pressure grease control gun, 300 mm – steel braid outlet hose ø ext. 10 mm and 4 jaws - hydraulic coupler, art. no. 88410 ;
- High pressure Z – swivel, art. no. 88442;
- Follower plate, ø 390 - 325 mm, art. no. 80634-VU;
- Metal drum cover, ø 400 – 360 mm, art. no. 80560;
- Trolley with 4 wheels, art. no. 80722.

Art. no.	Max outlet pressure	Flow rate	Connection compressed air	Compressed air supply	Weight	Dimensions (LxWxH) (mm)
81960	400 bar	2400 g/min	1/4" BSP (F)	2 - 8 bar	18 kg	600x600x1050

Complete mobile pneumatic grease supply kits, suitable for 180 kg – drums in any kind of inside or outside use.
Max pressure achievable: 400 bar.

Art.no. **81940**

Mobile pneumatic grease supply kit for 180 kg - drums, consisting of:

- Pneumatic grease pump, art. no. 81880;
- Pressure regulator and air filter with moisture separator, art. no. 40360;
- 3 m – high pressure hose SAE 100 R2 AT, 1/4", art. no. 81003;
- High pressure grease control gun, 300 mm – steel braid outlet hose ø ext. 10 mm and 4 - jaws - hydraulic coupler, art. no. 88410;
- High pressure Z – swivel, art. no. 88442;
- Follower plate, ø 590 - 540 mm, art. no. 80684-VU;
- Metal drum cover, ø 600 – 560 mm, art. no. 80580;
- Trolley with 4 wheels, art. no. 80785.

Art. no.	Max outlet pressure	Flow rate	Connection compressed air	Compressed air supply	Weight	Dimensions (LxWxH) (mm)
81940	400 bar	2400 g/min	1/4" BSP (F)	2 - 8 bar	22 kg	900x830x1400

Art.no. **80791**

Mobile pneumatic grease supply kit for 180 kg - drums, consisting of:

- Pneumatic grease pump, art. no. 81880;
- Pressure regulator and air filter with moisture separator, art. no. 40360;
- Open hose reel, art. no. 37115;
- 15 m – high pressure hose SAE 100 R2 AT, 1/4", art. no. 81015;
- 2 m – connection hose SAE 100 R2 AT, 1/4", art. no. 81002;
- High pressure grease control gun, 300 mm – steel braid outlet hose ø ext. 10 mm and 4 - jaws - hydraulic coupler, art. no. 88410;
- High pressure Z – swivel, art. no. 88442;
- Follower plate, ø 590 - 540 mm, art. no. 80684-VU;
- Metal drum cover, ø 600 – 560 mm, art. no. 80580;
- Heavy duty trolley with 4 wheels and grate, art. no. 80792.

Art. no.	Max outlet pressure	Flow rate	Connection compressed air	Compressed air supply	Weight	Dimensions (LxWxH) (mm)
80791	400 bar	2400 g/min	1/4" BSP (F)	2 - 8 bar	90 kg	900x1030x1400

Complete stationary pneumatic grease supply kit, suitable for 180 kg – drums in any kind of inside or outside use.
Max pressure achievable: 400 bar.

Art.no. **49700**

Stationary pneumatic grease supply kit for 180 kg – drums with hose reel, installed on a "Tank Service Base" unit. Compared to a system installed on the wall, the system which is mounted on the "Tank Service Base" unit also includes a spill containment pallet for the drum storage with a self-supporting structure forming a "lubrication island" that can be placed in any location of a workshop.

Drum not included.

Art. no.	Max outlet pressure	Flow rate	Compressed air connection	Compressed air supply	Weight	Dimensions (LxWxH) (mm)
49700	400 bar	2400 g/min	1/4" BSP (F)	2 - 8 bar	78 kg	830x880x2360

Art.no. **81900**
Art.no. **81905**

Mobile pneumatic grease sprayer kits, suitable for the application of grease or similar lubricants on mechanical parts or surfaces for protective purposes. For example these kits are suitable also for applying underseal agents for protective undercoating.

Applications:
- Undercoating, rust-proofing and sound-deadening materials;
- automotive and heavy-duty vehicle dealerships;
- fast lube centers and service shops;
- fleet service facilities.

The kits consist of a 25:1 – pneumatic grease pump, metal drum cover, follower plate, 3 m - high pressure hose SAE 100 R2 AT, 1/4", for grease and 3 m – hose for air, with thermo - retractable cover, control gun including lance with twin outlet for the injection of air and spraying nozzles.

Art. no.	**81900**	**81905**
Compression ratio	25:1	
Max outlet pressure	150 bar	
Compressed air supply	3 – 6 bar	
For pails / drum of	18-25 kg	50 kg
Weight	15 kg	18 kg

Greasing equipment with follower plate for OMPI pumps with lifting system through pneumatic circuit, activable via control valve.
They facilitate the operator's work as:
- **It is possible to pump very viscous greases and at challenging temperatures**
- **Easy drum replacement**
- **Elimination of any air pocket inside the drum**
- **Waste is avoided by scraping all the grease from the walls and bottom of the drum**

It can operate with all pneumatic or electric OMPI grease pumps.

Art.no. **80850-SP**

Stationary ram hoist for grease with bedplate, consisting of a special pump lifting device suitable for pneumatic piston grease pumps and a grease compacting system that works based on a pneumatic circuit which is activated by a control valve.

This unit is used when the grease has a high degree of viscosity or is very dense due to low temperature and therefore is difficult to pump.

Pump, follower plate and drum cover are not included.

Art.no. **80850-30**
Art.no. **80850-60**
Art.no. **80850-200**

Stationary ram hoist for grease with bedplate, consisting of a special pump lifting device suitable for pneumatic piston grease pumps and a grease compacting system that works based on a pneumatic circuit which is activated by a control valve.
This unit is used when the grease has a high degree of viscosity or is very dense due to low temperature and therefore is difficult to pump. Suitable for the use with all grease pump models of standard series.
In the standard version the kit includes a pneumatic 50:1 – grease pump. On demand also available with other pump models.

Art.no.	Pump model	Compression ratio	Engine revolutions reduction ratio	Max outlet pressure	Pneumatic circuit pressure	Thrust ratio	Suitable for drums of	Weight	Dimensions (LxWxH) (mm)
80850-SP	-	-	-	-	1 – 3 bar	1 bar = 50 kg pressure	Fino a 180 kg	76 kg	1000 x 800 x 1700 (H max. 3000)
80850-30	81820	50:1	-	400 bar (5800 psi)			18 kg	85 kg	
80850-60	81860						50 kg	110 kg	
80850-200	81880						180 kg	170 kg	

Art.no. **80850**

Stationary ram hoist for grease with bedplate, consisting of a special pump lifting device suitable for pneumatic piston grease pumps, Power Bull series, and a grease compacting system that works based on a pneumatic circuit which is activated by a control valve.

This unit is used when the grease has a high degree of viscosity or is very dense due to low temperature and therefore is difficult to pump. Suitable for the use with grease pump models art.nos. 81730 - 81725 - 81720 – 81710 – 81715 – 81740.
In the standard version the kit includes a pneumatic 50:1 – grease pump, art.no. 81710.
On demand also available with other pump models.
Suitable for the use with 180 kg – grease drums.

Art.no. **80850-EL**

Stationary ram hoist for grease with bedplate, consisting of a special pump lifting device suitable for electric piston grease pumps, and a grease compacting system that works based on a pneumatic circuit which is activated by a control valve.

This unit is used when the grease has a high degree of viscosity or is very dense due to low temperature and therefore is difficult to pump. Suitable for many pump models.
In the standard version the kit includes an electric grease pump, 230VAC art.no. 83400.
On demand also available with other pump models.
Suitable for the use with 180 kg – grease drums.

Art.no.	Pump model	Compression ratio	Motor reduction ratio	Max outlet pressure	Pneumatic circuit pressure	Thrust ratio	Suitable for drums of	Weight	Dimensions (LxWxH) (mm)
80850	81710	50:1	-	400 bar (5800 psi)	1 – 3 bar	1 bar = 50 kg pressure	180 kg	220 kg	1000 x 800 x 1700 (H max. 3000)
80850-EL	83400	-	7.5:1	300 bar (4351 psi)					

Stationary grease supply kit with electronic dosing system CONTROLLER 5.0 which allows the preselection of grease quantities to be supplied.
This unit is suitable for industrial applications in which a recurrent precision of dosage is required on points and in sections that are continuously working and need a constant flow of lubricant.
Free flow outlet available.
The unit also includes a timer and a data recording of the dispensed amount.

CONTROLLER 5.0

- **Bluetooth or USB cable.**
- **Precise and constant control**
- **PC controlled remote delivery management**
- **Real-time remote delivery visualization**
- **Data storage**
- **Transaction history**
- **Print report**
- **Customizable receipt with company logo, order number, dispensed quantity, date and time, additional description fields.**

EXAMPLE OF DISPLAY

Art.no. **33900KIT**

Stationary grease supply kit with electronic dosing system **CONTROLLER 5.0.**

Composed of:
- Tank Service Base for 1 drum of 180 kg, art.no. 49710, with metal mounting rack;
- Pneumatic grease pump 25:1, art.no. 81883;
- Pressure regulator and air filter with moisture separator, art. no. 40360;
- Vulcanized follower plate, ø 590 - 540 mm, art. no. 80684-VU;
- Metal drum cover, ø 600 – 560 mm, art. no. 80580;
- Electronic oval gears flow meter with pulse transmitter, art.no. 71081;
- 3 m – rubber hose SAE 100 R1 AT, 1/2", art.no. 83003;
- Grease control gun with rigid outlet, art.no. 88700;
- Control unit for dosing system CONTROLLER 5.0 with keypad and display;
- Thermal printer for printing tickets with data of each performed delivery;
- Electronic control switch (ON/OFF – START) with transformer 230 VAC – 24 VDC.

250 bar

Art.no. **80250-360**

Manual lever action grease pump, suitable for 18/30 kg - pails. Standard suction tube length 360 mm; can be supplied also in different lengths on request.

Art.no. **80250-335**

Manual lever action grease pump, suitable for 12,5 kg - pails.
Suction tube length 335 mm.

Art. no.	Max outlet pressure	Delivery per stroke	Connections	Weight
80250-360	250 bar	8 g	1/4" BSP (M)	2 kg
80250-335				

250 bar

Art.no. **80250**

Portable, manual grease supply kit for 18/30 kg – pails, consisting of:

- Manual lever action grease pump, art. no. 80250-360;
- Metal drum cover, ø 290 – 330 mm, art. no. 075115;
- Follower plate, ø 310 - 260 mm, art. no. 80628-VU;
- 1.5 m – rubber hose R1T, ø 1/4";
- Ball valve and rigid outlet pipe with 4 – jaws – hydraulic coupler.

Art.no. **80250LQ**

Portable, manual grease supply kit for 12,5 kg – pails, consisting of:

- Manual lever action grease pump, art. no. 80250-335;
- Metal drum cover, ø 283 mm, art. no. 80512LQ;
- Follower plate, ø 275x230 mm, art. no. 80612-VU;
- 1.5 m – rubber hose R1T, ø 1/4";
- Ball valve and rigid outlet pipe with 4 – jaws – hydraulic coupler.

Art. no.	Max outlet pressure	Delivery per stroke	Connections	Weight	Dimensions (LxWxH) (mm)
80250	250 bar	8 g	1/4" BSP (M)	5 kg	340x340x630
80250LQ					

250 bar

Art.no. **84000**

Portable, manual grease supply kit, consisting of metal 16 kg – pail, lever action grease pump, follower plate, ø 230 mm, 1.5 m - rubber hose R1AT, ø 1/4", ball valve and rigid outlet pipe with 4 – jaws – hydraulic coupler.

MADE IN ITALY

Art. no.	Max outlet pressure	Delivery per stroke	Connections	Weight	Dimensions (LxWxH) (mm)
84000	250 bar	8 g	1/4" BSP (M)	5.5 kg	240x490x630

250 bar

Art.no. **84050**

Portable, manual grease supply kit, consisting of metal 16 kg – pail with 2 wheels, lever action grease pump, follower plate, ø 230 mm, 1.5 m - rubber hose R1AT ø 1/4", ball valve and rigid outlet pipe with 4 – jaws – hydraulic coupler.

Art. no.	Max outlet pressure	Delivery per stroke	Connections	Weight	Dimensions (LxWxH) (mm)
84050	250 bar	8 g	1/4" BSP (M)	7.5 kg	250x540x630

130 bar

Art.no. **84008**

Manual grease supply kit, consisting of 8 kg metal drum, 1.5 m - rubber hose R1T, Ø 1/4", ball valve and rigid outlet pipe with 4 – jaws.

Art. no.	Max outlet pressure	Delivery per stroke	Connections	Weight	Dimensions (LxWxH) (mm)
84008	130 bar	8 g	1/4" BSP (M)	5 kg	240x490x630

Grease Power 750 is a manual grease supply kit, composed by a spring - loaded pump combined with a special control gun, dispensing the grease in pressure degrees up to 750 bar.

This system can be used in 3 different ways, offering the following results:

1. Delivery of 0.3 g of grease per squeeze with up to 750 bar pressure when the switch of the control gun is on "high pressure" - position. Ideal for unblocking dirty or resinified grease nipple valves.

2. Delivery of 1.1 g of grease per squeeze when switch of the control gun is on "high volume" - position. For normal grease supply operations.

3. Keeping the lever of the control gun pushed and pressing simultaneously the pump rod down by foot, a continuous grease flow at low pressure can be created.

This grease supply kit - thanks to its compactness and its independence from any pneumatic or electric supply - is the ideal, mobile equipment for any application in the field of lubrication.

750 bar

Art.no. **88400**

Portable, manual grease supply kit, consisting of:

- Metal 5 kg – pail with cover;
- Manual, spring - loaded piston grease pump;
- Follower plate;
- 1.5 m - rubber hose, ø 1/2" mm;
- Control gun with selector lever and rigid outlet pipe with 4 – jaws – hydraulic coupler.

Art. no.	Max outlet pressure	Max delivery per stroke	Ø suction tube	Length suction tube	Weight	Dimensions (LxWxH) (mm)
88400	750 bar	8 g	28 mm	310 mm	6.5 kg	350x240x550

750 bar

Art.no. **88510**

Portable, manual grease supply kit, suitable for 18/25 kg - pails, consisting of:

- Manual, spring - loaded piston grease pump;
- Follower plate, 310 – 260 mm, art. no. 80628-VU;
- 1.5 m - rubber hose, ø 1/2" mm;
- Metal drum cover, ø 290 – 330 mm, art. no. 80520;
- Control gun with selector lever and rigid outlet pipe with 4 – jaws – hydraulic coupler.

Art.no. **88500**

Portable, manual grease supply kit, based on art.no.88510, for 12.5 kg drums

Art. no.	Max outlet pressure	Max delivery per stroke	Ø suction tube	Length suction tube	Weight	Dimensions (LxWxH) (mm)
88500	750 bar	8 g	28 mm	370 mm	5.6 kg	250x280x630
88510					5.8 kg	350x480x630

Art.no. **50822**
Art.no. **50821**
Art.no. **50823**

Manual grease gun filler pump kit, consisting of manual lever action grease pump, metal drum cover, follower plate and rigid pipe with adapter for the connection of grease gun.

Suitable for grease up to a viscosity of NLGI 2.

Art. no.	Delivery	Diameter suction tube	Length suction tube	Diameter drum cover	Diameter follower plate	Diameter pails/drums	Suitable for pails/drums of	Weight
50822	30 g/stroke	40 mm	450 mm	283 mm	275 mm	240-283 mm	18 kg	5 kg
50821				330 mm	310 mm	290-330 mm	20 kg	6 kg
50823			750 mm	400 mm	390 mm	360-400 mm	50 kg	8 kg

Art.no. **50822-CL**
Art.no. **50821-CL**
Art.no. **50823-CL**

Manual grease gun filler pump kit for refilling grease in the tanks of centralized lubrication systems, complete with drum cover, grease follower disk with vulcanized rubber, flexible delivery hose L. 2 m and quick coupling DIN 7241-1 B mod. 88462 and mod. 88462M F1/2" thread.

Suitable for grease up to a viscosity of NLGI 2.

Art. no.	Delivery	Diameter suction tube	Length suction tube	Diameter drum cover	Diameter follower plate	Diameter pails/drums	Suitable for pails/drums of	Weight
50822-CL	30 g/stroke	40 mm	450 mm	283 mm	275 mm	240-283 mm	18 kg	6 kg
50821-CL				330 mm	310 mm	290-330 mm	20 kg	7 kg
50823-CL			750 mm	400 mm	390 mm	360-400 mm	50 kg	9 kg

Art.no. **80800-600**
Art.no. **80800-400**

Lever action grease gun, suitable for the use with bulk grease or with grease cartridges.
With plastic flexible outlet hose ø ext. 8 mm x 300 mm length, M 10x1, and 4 – jaws – hydraulic coupler.
Suitable for grease up to a viscosity of NLGI 2.

Art. no.	Max delivery	Max outlet pressure	Capacity grease cartridge	Diameter suitable grease cartridge	Length suitable grease cartridge	Weight	Dimensions (LxWxH) (mm)
80800-600	1.2 cm³/stroke	300 bar	600 g	56 mm	300 mm	1.70 kg	150x60x480
80800-400		400 bar	400 g	52 mm	240 mm	1.70 kg	110x60x370

Art.no. **80900**
Art.no. **80900-400**

Pneumatic grease gun, suitable for the use with bulk grease or with grease cartridges. With plastic flexible outlet hose ø ext. 8 mm x 300 mm length, M 10x1, and 4 – jaws – hydraulic coupler. It is a single action mechanism (non-continuous grease supply): when activating the trigger, the internal piston moves and supplies grease; when the trigger is released, the piston returns in its initial position. By repeating this procedure the grease can be dispensed. Compressed air pressure: 4 – 8 bar.
Suitable for grease up to a viscosity of NLGI 2.

Art. no.	Max delivery	Max outlet pressure	Capacity grease cartridge	Diameter suitable grease cartridge	Length suitable grease cartridge	Weight	Dimensions (LxWxH) (mm)
80900	1.2 cm³/stroke	300 bar	600 g	56 mm	300 mm	2 kg	240x70x550
80900-400		300 bar	400 g	52 mm	240 mm	2 kg	240x70x470

Art.no. **80900-C**

Pneumatic grease gun with a continous grease flow, suitable for the use with bulk grease or with grease cartridges.
With rigid outlet pipe 150 mm length, M 10x1, and 4 – jaws – hydraulic coupler.

Compressed air pressure: 2 – 8 bar. Suitable for grease up to a viscosity of NLGI 2.

Art. no.	Max delivery	Max outlet pressure	Capacity grease cartridge	Diameter suitable grease cartridge	Length suitable grease cartridge	Weight	Dimensions (LxWxH) (mm)
80900-C	0.8 cm³/stroke	400 bar	400 g	52 mm	240 mm	2 kg	170x75x400

Art.no. **80950**

One-hand-operated grease gun, professional version, suitable for the use with bulk grease or with grease cartridges.
With plastic flexible outlet hose ø ext. 8 mm x 300 mm length, M10x1, and 4 – jaws – hydraulic coupler.
The grease gun can be used in a "high volume" or in a "high pressure" mode.

Art. no.	Max delivery	Max outlet pressure	Capacity grease cartridge	Diameter suitable grease cartridge	Length suitable grease cartridge	Weight	Dimensions (LxWxH) (mm)
80950	1.1 cm³/stroke	200 bar	400 g	52 mm	240 mm	1.6 kg	165x66x400
	0.8 cm³/stroke	300 bar					

Imported product

Art.no. **80904**
Art.no. **80905**

Electric grease gun with two 18 VDC - batteries, suitable for the use with bulk grease or with grease cartridges. With plastic flexible outlet hose ø ext. 8 mm x 1000 mm length, M 10x1, and 4 – jaws – hydraulic coupler. The grease is dispensed continuously; by pushing the trigger of the grease gun, the internal gears start moving and the grease is supplied. When the trigger is released again, the grease flow stops.
Batteries: 18 VDC (1300 mAH), time for recharging: 1 hour (according to the ROHS – directive).
Batteries recharger: 230 VAC (18 VDC, 50 Hz).
Supplied in a plastic case with a lever grease gun head for the use as lever grease gun.
Suitable for grease up to a viscosity of NLGI 2.

Art. no.	Max delivery	Max outlet pressure	Capacity grease cartridge	Diameter suitable grease cartridge	Length suitable grease cartridge	Weight	Dimensions (LxWxH) (mm)
80904	1.1 cm^3/stroke	300 bar	600 g	56 mm	300 mm	7.5 kg	540x110x500
80905		300 bar	400 g	52 mm	240 mm	7.5 kg	540x110x410

Imported product

Art.no. **80905-C**

Electric grease gun with 18 VDC – battery, art.no. 80905, but additionally equipped with an electronic oval gears flow meter for grease, art.no. 89350.

Art. no.	Max delivery	Max outlet pressure	Capacity grease cartridge	Diameter suitable grease cartridge	Length suitable grease cartridge	Weight	Dimensions (LxWxH) (mm)
80905-C	1.1 cm^3/stroke	300 bar	400 g	52 mm	240 mm	8.7 kg	540x110x410

Art.no. **80955**

Two-hand-operated grease gun, suitable for the use with 500 g – screw-in grease cartridges.

With hose bracket, plastic flexible outlet hose ø ext. 8 mm x 300 mm length, M 10x1, and 4 – jaws – hydraulic coupler.

Lubrication by vacuum generation.

Art. no.	Max delivery	Max outlet pressure	Capacity grease cartridge	Weight	Dimensions (LxWxH) (mm)
80955	2 cm^3/stroke	400 bar	500 g	0.85 kg	195x30x350

Art.no. **80600** **Packs of 15 pieces**

Cartridge with lithium grease, NLGI 2, with 600 g capacity. Diameter 56 mm, length 300 mm.
Kinematic viscosity of the basing oil: 150 cSt, 40°C.
Temperature range of use: -20°C - +120°C.
According DIN 51502 K 2 K-20.

Art.no. **80400** **Packs of 15 pieces**

Cartridge with lithium grease, NLGI 2, with 400 g capacity. Diameter 52 mm, length 235 mm.
Kinematic viscosity of the basing oil: 150 cSt, 40°C.
Temperature range of use: -20°C - +120°C.
According DIN 1284.

Art.no. **88200**

Art.no. **88201**

Art.no. **88200**

High pressure grease control gun, steel body, inlet connection 1/4" BSP (M), outlet connection M 10x1.
Working pressure up to 800 bar.

Art.no. **88201**

High pressure grease control gun art.no. 88200, but additionally equipped with a trigger guard.

Art.no. **88420**

Art.no. **88410**

Art.no. **88410**

High pressure grease control gun with 300 mm – steel braid rubber outlet hose ø ext. 10 mm and 4 - jaws - hydraulic coupler.
Working pressure up to 800 bar.

Art.no. **88420**

High pressure grease control gun art.no. 88410, but additionally equipped with a trigger guard.

Art.no. **88416**

Art.no. **88415**

Art.no. **88415**

High pressure grease control gun with rigid outlet pipe and 4 – jaws – hydraulic coupler.
Working pressure up to 800 bar.

Art.no. **88416**

High pressure grease control gun art.no. 88415, but additionally equipped with a trigger guard.

Art.no. **88310**

Art.no. **88310**

High delivery grease control gun for the transfer of grease, with rigid outlet, ø 20 mm.
Working pressure up to 200 bar, burst pressure 350 bar.

Art.no. **88700**

Art.no. **88700**

Grease control gun for the transfer of grease, with rigid outlet, ø 16 mm. Working pressure up to 180 bar, burst pressure 320 bar.

Art.no. **88456**

Art.no. **88442**

Art.no. **88442**

High pressure rotating "Z" – swivel, connections 1/4" BSP (M – F). For the installation between hose and control gun. Allows a complete 360° - rotation on the 3 axes, also under pressure.

Art.no. **88456**

Straight high pressure rotating swivel, connections 1/4" BSP (M – F). For the installation between hose and control gun. Allows a complete 360° - rotation on the 1 axe, also under pressure.

Art.no. **88446** - High pressure fitting M + M 1/4" BSP.

Art.no. **88440** - Hydraulic 4 – jaws - coupler, standard version, steel body, height 36 mm, for hydraulic-type grease nipples according DIN 71412, connection M 10x1.

Art.no. **88448** - Giant button head coupler, steel body, for button head grease nipples with ø 22 mm according DIN 3404; connection M 10x1.

Art.no. **88450** - Hydraulic 4 – jaws – coupler, steel body, for hydraulic-type grease nipples according to DIN 71412, connection M 10x1, with 90° - curved swivel adapter.

Art.no. **88452** - Button head coupler, steel body, for button head grease nipples with ø 15 mm according to DIN 3404; connection M 10x1.

Art.no. **88454** - Reverse button head coupler, steel body, for button head grease nipples with ø 15 mm according to DIN 3404; connection M 10x1.

Art.no. **88441** - Pointed coupler, steel body, for flush-type grease nipples according to DIN 3405; connection M 10x1.

Art.no. **88443** - Pin pointed coupler, steel body, for flush-type grease nipples according to DIN 3405; connection M 10x1.

Art.no. **88444** - Hollow-type coupler, steel body, for ball-type and hydraulic-type grease nipples according to DIN 71412; connection M 10x1.

Art.no. **88445** - Bayonet coupler, steel body, for bayonet grease nipples; connection M 10x1.

Art.no. **88447** - Hydraulic 4 – jaws – coupler, heavy duty version, steel body, height 48 mm, with ball valve, for hydraulic-type grease nipples according DIN 71412, connection M 10x1. Suitable also for applications with oil.

Art.no. **88451** - Needle nose adapter with quick coupling for the connection to hydraulic couplers, ideal for the lubrication of hard-to-reach points, especially for cardan shafts and small grease nipples, needle length 55 mm.

Art.no. **88460** - Hands-free power coupler G-Coupler connection M10x1.

All couplers are available also with thread G 1/8" (F) on demand. Please add suffix /18 to the article number.

Art.no. **88453** - Extension pipe for hydraulic 4 – jaws – couplers, length 130 mm, with quick coupling and connection M 10x1.

Art.no. **88455** - Double steel braid rubber outlet hose 1/4", SAE 100 R2 AT, length 400 mm; connections M 10x1 – 1/4" BSP (M).

Art.no. **88434** - Steel braid rubber outlet hose DIN 1293 ø ext. 10 mm, length 400 mm, max. working pressure 400 bar, burst pressure 1000 bar; connections M 10x1.

Art.no. **88434-1000** - Steel braid rubber outlet hose DIN 1293 ø ext. 10 mm, length 1000 mm, max. working pressure 400 bar, burst pressure 1000 bar; connections M 10x1.

Art.no. **88435** - Steel braid rubber outlet hose ø ext. 10 mm, length 400 mm, max. working pressure 400 bar, burst pressure 1000 bar with hydraulic 4 – jaws – coupler; connections M 10x1.

Art.no. **88438** - Angled rigid outlet pipe, length 200 mm, with hydraulic 4 – jaws – coupler; connections M 10x1.

Art.no. **88439** - Angled rigid outlet pipe, length 130 mm; connections M 10x1.

Art.no. **88449** - Angled rigid outlet pipe, connection 1/2" (M), with quick coupling, for the grease refilling of lever grease guns through grease gun filler pumps.

Art.no. **88455 + 88459 -** Double steel braid rubber outlet hose 1/4", length 400 mm, connection 1/4" (M), with steel quick coupling, connection thread BSP 1/4" (F), in accordance with norm ISO 7241-1 B, to be connected on grease reservoirs in centralized lubrication systems for refilling.

Art.no. **88461** - Curved rigid outlet pipe, connection ø 1/2" (M), for the refilling of grease reservoirs in centralized lubrication systems.



Art.no. **88459** - Steel quick coupling, connection thread BSP 1/4" (F), in accordance with norm ISO 7241-1 B, suitable for the use with refilling accessories for the refilling of grease reservoirs in centralized lubrication systems.

Art.no. **88459M** - Hydraulic quick connector, in accordance with norm ISO 7241-1 B, connection thread BSP 1/4" (M), suitable for the use in combination with art.no. 88459.

Art.no. **88462** - Hydraulic quick coupling, connection thread BSP 1/2" (F), in accordance with norm ISO 7241-1 B, suitable for the use with refilling accessories for the refilling of grease reservoirs in centralized lubrication systems.

Art.no. **88462M** - Hydraulic quick connector, connection thread BSP 1/2" (M), in accordance with norm ISO 7241-1 B, suitable for the use with refilling accessories for the refilling of grease reservoirs in centralized lubrication systems.

OMPI expands its range of electronic grease flow meters with 2 and 4-button new lines: 2TT and 4TT.
All models have been redesigned with a new generation hardware board and have been structurally improved to facilitate some operations such as battery replacement and easier reading thanks to the larger display.
The models are available in two versions: with and without preset function.
The preset function allows to predetermine the quantity to be dispensed. All models are available with the option of radio frequency data transmission to be used in combination with RF ACCESS.

2TT

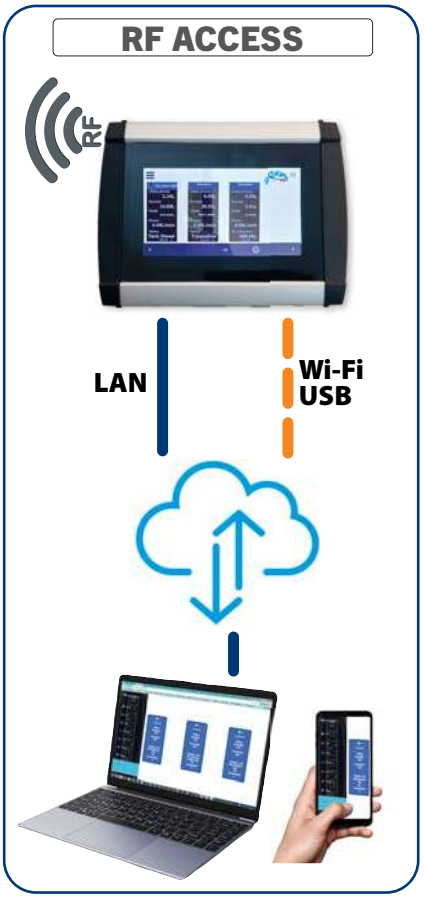

4TT

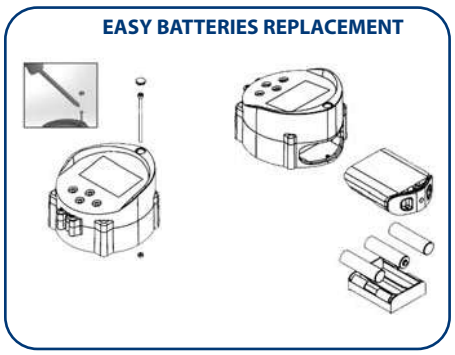

2TT

Art.no. **89300**
Electronic oval gears grease flow meter, series **GREASE NEPTUNE,** with grease control gun, rigid outlet pipe and hydraulic 4 – jaws – coupler. The calibration of the meter can also be made by the user.
Equipped with 3 AA batteries.

Art.no. **89300-RF**
Electronic oval gears flow meter for grease, series **GREASE NEPTUNE RF**, with control gun, rubber protection guard, rigid outlet pipe and hydraulic 4 - jaws – coupler.
The flow meters of series **GREASE NEPTUNE RF** are sophisticated flow meter models due to a radio frequency data transmission to be used in combination with the **RF ACCESS** control unit**.**

Art.no. **89350**
Electronic oval gears grease flow meter, series **GREASE NEPTUNE,** suitable for the use as inline meter. The calibration of the meter can also be made by the user.

Art.no. **89350-RF**
Electronic oval gears flow meter for grease, series **GREASE NEPTUNE RF,** with the same characteristics of the art. no. 4291 but with a radio frequency data transmission to be used in combination with the **RF ACCESS** control unit.

Art.no.	89300 - 89300-RF	89350 - 89350-RF
Connections	1/4" BSP (M)	1/4" BSP (F)
Flow rate min – max	0.20 - 2 kg/min	
Temperature	+ 5°C / + 50°C	
Max pressure	400 bar (5801 psi)	
Precision	± 0.3% *	
Total max (resettable)	999.9 kg	
Total max (non-resettable)	9999 kg	
Voltage	3 x 1.5 V	
Weight	1.4 kg	1.2 kg

*Basic calibration made in factory with grease NLGI 0.

4TT

PRESET FUNCTION

The preset function introduces a certain degree of automation since it becomes possible to predetermine the dosages and automatically stop the grease flow once the preselected value has been reached.
The calibration of the meter can also be made by the user.

Art.no. **89360**
Electronic oval gears **grease** flow meter, series **"Grease Mercury"**, with **preset function** of the desired grease quantity to be supplied. With grease control gun, rigid outlet pipe and hydraulic 4 – jaws – coupler.

Art.no. **89360-RF**
Electronic oval gears flow meter for **grease**, series **GREASE URANUS,** with preset function, with the same characteristics of art. no. 4292 but with radio frequency data transmission to be used in combination with the **RF ACCESS** control unit**.**

Art.no.	89360 - 89360-RF
Connections	1/4" BSP (M)
Flow rate min – max	0.20 - 2 kg/min
Temperature	+ 5°C / + 50°C
Max pressure	300 bar (4351 psi)
Precision	± 1%*
Lowest preselection value	0.010 kg
Total max (resettable)	999.9 kg
Total max (non-resettable)	9999 kg
Voltage	3 x 1.5 V
Weight	1.7 kg

*Basic calibration made in factory with grease NLGI 0.

2TT

Art.no. **88352**
Art.no. **88352-RF**

Art.no. **89351**
Electronic oval gears **grease** flow meter, series **GREASE NEPTUNE 1/2"**, with grease control gun and rigid outlet pipe.
The calibration of the meter can also be made by the user.

Art.no. **89351-RF**
Electronic oval gears **grease** flow meter, series **GREASE NEPTUNE RF 1/2"**, with the same characteristics of art. no. 4293 but with radio frequency data transmission to be used in combination with the **RF ACCESS** control unit.

Art.no. **89352**
Electronic oval gears **grease** flow meter, series **GREASE NEPTUNE 1/2",** suitable for the use as inline meter. The calibration of the meter can also be made by the user.

Art.no. **89352-RF**
Electronic oval gears flow meter for **grease**, series **GREASE NEPTUNE RF 1/2",** with the same characteristics of the art. no. 4296 but with a radio frequency data transmission to be used in combination with the **RF ACCESS** control unit.

Art.no.	89351 - 89351-RF	89352 - 89352-RF
Connections	1/2" BSP (M)	1/2" BSP (F)
Flow rate min – max	0.5 – 10 kg/min	
Temperature	+5°C / + 50°C	
Max pressure	70 bar (1015 psi)	
Precision	± 1% *	
Total max (resettable)	999.9 kg	
Total max (non-resettable)	9999 kg	
Voltage	3 x 1.5 V	
Weight	1.4 kg	

*Basic calibration made in factory with grease NLGI 0.

2TT

Art.no. **89375**
Art.no. **89375-RF**

Art.no. **89370**
Electronic oval gears **grease** flow meter, series **GREASE NEPTUNE 3/4",** with grease control gun and rigid outlet pipe, for measurement of high quantities in grease transfer applications with pneumatic pumps of the series "Power Bull". The calibration of the meter can also be made by the user.

Art.no. **89370-RF**
Electronic oval gears flow meter for **grease,** series **GREASE NEPTUNE 3/4",** with the same characteristics of art. no. 4294 but with radio frequency data transmission to be used in combination with the **RF ACCESS** control unit.

Art.no. **89375**
Electronic oval gears flow meter for **grease,** series **GREASE NEPTUNE 3/4",** for measurement of high quantities in grease transfer applications suitable for use as inline meter. The calibration of the meter can also be made by the user.

Art.no. **89375-RF**
Electronic oval gears flow meter for **grease,** series **GREASE NEPTUNE 3/4",** with the same characteristics of art. no. 4295 but with radio frequency data transmission to be used in combination with the **RF ACCESS** control unit.

Art.no.	89370 - 89370-RF	89375 - 89375-RF
Connections	3/4" BSP (M)	3/4" BSP (F)
Flow rate min – max	0.5 – 20 kg/min	
Temperature	+5°C / + 50°C	
Max pressure	100 bar (1450 psi)	50 bar (725 psi)
Precision	± 1% *	
Total max (resettable)	999.9 kg	
Total max (non-resettable)	9999 kg	
Voltage	3 x 1.5 V	
Weight	3 kg	1.6 kg

*Basic calibration made in factory with grease NLGI 0.

Metal drum cover, available in different dimensions to suit to the various types of grease drums, including butterfly screws for the fixation of the cover on the drum as well as bung adapter for the fixation of the pump in vertical position.

Art. no.	Suitable for external drum diameters of	Bore suitable for suction tube diameter of	Suitable for pails/drums of	Weight
80512	240 - 283 mm	28 mm	18 kg	2.4 kg
80520	290 - 330 mm		20 kg	2.6 kg
80530	310 - 350 mm		25 kg	2.6 kg
80560	360 - 400 mm		50 kg	2.8 kg
80580	560 - 600 mm		180 kg	3.2 kg

Art.no. **80628-VU**

Art.no. **80684-VU**

Follower plate with NBR rubber edge, available in different dimensions to suit to the various types of grease drums. The follower plate causes a constant grease level inside of the drum and helps to avoid any air pockets inside of the grease close to the suction tube as well as any disposals of grease on the inner surface of the drum.

Art. no.	Total diameter follower plate	Diameter metal disc	Bore suitable for suction tube diameter of	Suitable for pails/drums of	Weight
80610	205 mm	150 mm	28 mm	5 kg	0.7 kg
80612	275 mm	230 mm		18 kg	0.9 kg
80631	350 mm	285 mm		20 kg	1.5 kg
80630	340 mm	286 mm		25 kg	1.6 kg
80628-VU*	310 mm	260 mm		20 kg	1.5 kg
80628-Ø40			40 mm		1.3 kg
80629	330 mm		28 mm		1.2 kg
80634-VU*	390 mm	313 mm	28 mm	50 kg	2.0 kg
80634-Ø40			40 mm		1.8 kg
80684-VU*	590 mm	540 mm	28 mm	180 kg	5.2 kg

* **VU** = with vulcanized rubber.

Art.no.
065492

Art.no.
065420-33
Art.no.
065420

Art.no.
065421

Art.no. **065492**

Plastic bung adapter for fixation of pumps, 2" BSP (M) x 28 mm.

Art.no. **065420-33**

Plastic bung adapter for fixation of pumps, 2" BSP (M) x 33 mm.

Art.no. **065420**

Plastic bung adapter for fixation of pumps, 2" BSP (M) x 40 mm.

Art.no. **065421**

Plastic lock ring for bung adapter, 2" BSP (M), for art. nos. 065492, 065420 and 065420-33.

Art.no. **80590-50**

Metal drum cover, including metal bung adapter and metal counter-ring, suitable for the use of pneumatic grease pumps of series "Power Bull" on 180 kg – drums.
Total diameter 600 mm, diameter of bore for suction tube in bung adapter of 50 mm.
Suitable for art. nos. 81720 - 81710 - 81715 - 81735 - 81740 - 83955 and 81745.

Art.no. **80590**

Metal drum cover such as art. no. 80590-50, but including bung adapter with diameter of bore for suction tube of 70 mm.
Suitable for art. nos. 81730 - 81725 - 81755 and 81765.

Art.no. **80690-50**

Follower plate with rubber edge, for applications with pneumatic grease pumps of series "Power Bull" on 180 kg – drums. The follower plate causes a constant grease level inside of the drum and helps to avoid any air pockets inside of the grease close to the suction tube as well as any disposals of grease on the inner surface of the drum.
Total diameter of follower plate 590 mm, diameter of metal disc 540 mm, diameter of bore for suction tube 50 mm.
Suitable for art. nos. 81720 - 81710 - 81715 - 81735 - 81740 - 83955 and 81745.

Art.no. **80690**

Follower plate such as art. no. 80690-50, but diameter of bore for suction tube 70 mm.
Suitable for art. nos. 81730 - 81725 - 81755 and 81765.

Art.no. **32217**

Art.no. **32215**

Art.no. **32214**

Art.no. **32220-70**

Art.no. **32200-50**

Art.no. **32217**
Metal bung adapter for the fixation of pumps, series "Power Bull", 2" BSP (M) x 50 mm, on drums. Suitable for art. nos. 81720 - 81710 - 81715 - 81735 - 81740 and 81745.

Art.no. **32215**
Metal bung adapter for fixation of pumps, series "Power Bull", M80x2 (M) x 70 mm, on drums. Suitable for art. nos. 81730 - 81725 - 81755 and 81765.

Art.no. **32214**
Metal lock ring for bung adapter, M80x2 (M), for art. no. 32215.

Art.no. **32200-50**
Metal flange plate for fixation of pumps, series "Power Bull", with suction tube diameter 50 mm, without bung adapter. Suitable for art. nos. 81720 – 81710 – 81715 – 81740 and 81745 - 81735.

Art.no. **32220-70**
Metal flange plate for fixation of pumps, series "Power Bull", with suction tube diameter 70 mm, without bung adapter. Suitable for art. nos. 81730 - 81725 and 81755 - 81765.

Art.no. **81800**

Standpipe assembly for floor mounting of pneumatic grease pumps, series Power Bull. and connection with bulk tank. inlet connection thread: 3" NPT (F), outlet connection thread: 2" BSP (F).
Height: 200 mm
Internal diameter: 70 mm.

Art.no. **81850**
Same as art. no. 81800 but with internal diameter 50 mm.

OMPI offers you a complete line of products for the dispensing and monitoring of diesel:

- **Pneumatic pumps**
- **Electric pumps in 12 VDC, 24 VDC and 230 VAC with medium or high delivery**
- **Diesel supply units and dispensing kits**
- **Mechanical and electronic flow meters**
- **Computerized systems for the monitoring and the administration of dispenses**
- **Storage tanks**
- **Level gauges**
- **Control guns**
- **Hoses and hose reels**
- **Filters**
- **Other accessories**

The broad product range permits the user to select from the simple diesel dispensing equipment up to complete diesel monitoring systems.

Pneumatic pumps for the transfer of diesel. The indicated delivery figures refer on a free flow outlet.

Art.no. **51116**

Self-priming rotary vane diesel transfer pump with aluminum pneumatic motor and cast iron body; can be powered up to 6 bar. Outlet pressure 0.5 bar, flow rate 28 l/min.

Art. no.	Comp. air supply	Outlet pressure	Max Flow rate	Connection threads	Weight	Dimensions (LxWxH) (mm)
51116	2-6 bar	0.5 bar	28 l/min	3/4" BSP (F)	2 Kg	165x165x180

Art.no. **51112**

Diesel transfer kit, composed of pneumatic, rotary vane pump, art. no. 51116, suction tube with foot valve suitable for 208 l – drums, bung adapter for the fixation of the pump on the drum, 4 m – delivery hose Ø 3/4" and manual aluminium nozzle.

Art. no.	Compressed air supply	Outlet pressure	Max Flow rate	Connection threads	Weight
51112	6 bar	0.5 bar	28 l/min	3/4" BSP (F)	12 Kg

Art.no. **51111**

Diesel transfer kit, composed of pneumatic 1:1 - piston pump, standard series, with wall bracket, pressure regulator and air filter with moisture separator, 1,5 m – rubber suction hose ø 1" BSP with foot valve and filter, electronic in-line turbine flow meter, 4 m - rubber delivery hose 3/4" and **automatic shut-off dispensing nozzle** with inlet swivel.

Optional: diesel/water separating cartridge filter art. no. 70501.

Art. no.	Compressed air supply	Compression ratio	Max outlet pressure	Max Flow rate	Outlet connection threads	Weight
51111	2 – 8 bar	1: 1	8 bar	35 l/min	3/4" BSP	13 kg

OMPI FUEL - VEHICLE LICENSE PLATE RECOGNITION TOWER FOR DIESEL

OMPI FUEL - OMPI presents the new management and monitoring system for Diesel. An extremely flexible and intuitive system, suitable for plants and company fleets of all sizes for effective control of dispensing.

With OMPI FUEL it is possible to:
- **Control Dispensing.**
- **Easier access by the User.**
- **Manage tanks.**
- **Save money through waste reduction.**
- **Track dispensing data in real time and create a history of information.**

OMPI FUEL TOWER
self-supporting dispensing tower
Art.no. 71970

OMPI FUEL BOX
for wall, tanks and drums installation
Art.no. 71971

OMPI FUEL ANTENNA
license plate and/or operator/ vehicle recognition module
Art.no. 71972

OMPI FUEL SOFTWARE
fleet management software



OMPI FUEL allows the operator to access dispensings via:
- OPERATOR RECOGNITION: A SINGLE PERSONAL ACCESS BADGE (which can be the same one already used to detect attendance) or manually via PIN or FINGERPRINT READER;
- VEHICLE RECOGNITION: VEHICLE RECOGNITION ANTENNA (RFID reader) or, alternatively, manual entry of the license plate.

Each system is equipped with n. 2 software for greater SECURITY and INCREASED OPERATIONALITY that allows the following access levels:
1- ADMINISTRATOR
2- SUPERVISOR
3- USERS

OMPI FUEL SOFTWARE allows you to:
- Manage fleets via WI-FI FUNCTIONALITY or LAN network.
- Manage kilometers and hours of work
- Provide hourly authorization even for a single user/vehicle
- Limit the quantity of dispensing
- Export all the data collected in XLS
- Perform remote access
- Consult information via email
- View management data in a graphic and intuitive way
- Alert management
- Analysis of average consumption of user vehicles
- Possibility of collecting service information for each vehicle (for example malfunctions)
- Monitoring of tank levels and alert emails when minimum reserve level is reached.

TECHNICAL CHARACTERISTICS
- Diesel dispensing tower in a faired body prepared with nozzle support and internal hose reel.
- 230 VAC electric pump art. no. 71900
- 10 micron cartridge filter (head + replaceable cartridge) with absorption of any presence of water - max flow rate 110 l/min - connections ø 1 1/4"
- Electric pump block system consisting of pressure switch and safety electrical panel
- Flexible hose Ø 1" L. 1 m for connecting the suction hose from the tank to the pump
- Flexible hose Ø 1" L. 3 m for connecting the pump to the gun or delivery hose reel
- Automatic nozzle for diesel - connections ø 1" - max flow rate 120 l/min.
- Can also be installed outdoors.

Optional
Automatic spring hose reel art. no. 38330.

Art.no. **51117-12**
Art.no. **51117-24**

43 l/min

Electric vane pump, 12 VDC and 24 VDC, selfpriming, for the transfer of diesel, with transport handle, ON-/OFF-switch and 2 m – cable with alligator clamps for battery connection.

Art. no.	Voltage	Power	Current drain	Rpm	Flow rate	Connection threads	Weight	Dimensions (LxWxH) (mm)
51117-12	12 VDC	216 W	18 A	2800	43 l/min	1" BSP (F)	4,5 Kg	140x150x200
51117-24	24 VDC	240 W	9 A					

Art.no. **70497**
Art.no. **70497-24**

Electric vane pump, 12 VDC and 24 VDC, selfpriming, for the transfer of diesel, with transport handle, ON-/OFF-switch and 4 m – cable with alligator clamps for battery connection.

60 l/min

Art. no.	Voltage	Power	Current drain	Rpm	Flow rate	Connection threads	Weight	Dimensions (LxWxH) (mm)
70497	12 VDC	240 W	30 A	4200	60 l/min	1" BSP (F)	5.6 Kg	130x150x300
70497-24	24 VDC	240 W	15 A					

Art.no. **70495-12**

40 l/min

Portable diesel-oil transfer unit composed of:
- 12 VDC vane pump
- 5 mt hose
- aluminium fittings and nozzle

Art.no. **70495-24**

Portable diesel-oil transfer unit with 24 VDC vane pump

Art. no.	Voltage	Flow rate	Weight	Dimensions (LxWxH) (mm)
70495-12	12 VDC	40 l/min	9 Kg	380x430x250
70495-24	24 VDC			

Art.no. **71487-12**
Art.no. **71487-24**

Diesel transfer kit, mounted on wall bracket. Available with motor in 12 VDC or 24 VDC.
Composed of mechanical flow meter, selfpriming electric vane pump with built-in bypass valve and inlet strainer, ON-/OFF switch, 2 m – cable with alligator clamps for battery connection, suction foot valve with filter, 4 m - rubber delivery hose Ø 3/4" and manual aluminium nozzle.

Optional: automatic shut-off dispensing nozzle with inlet swivel (art. no. 71450).

Art. no.	Voltage	Power	Current drain	Rpm	Flow rate	Connection threads	Weight	Dimensions (LxWxH) (mm)
71487-12	12 VDC	220 W	18 A	2800	40 l/min	1" BSP (F)	14 Kg	430x160x340
71487-24	24 VDC	240 W	9 A					

55 l/min

Art.no. **71478**

Electric vane pump, selfpriming, 230 VAC, for the transfer of diesel.
Rotor in sintered steel and vanes in acetal resin.
The pump has a built-in bypass valve; protection category IP 55.
Flow rate 55 l/min.

Art. no.	Voltage	Power	Current drain	Rpm	Flow rate	Connection threads	Weight	Dimensions (LxWxH) (mm)
71478	230 VAC - 50Hz	370 W	1.5 A	2800	55 l/min	1" BSP (F)	7 Kg	170x190x230

65 l/min

Art.no. **71901**
Art.no. **71902**

Electric vane pump, selfpriming, 230 VAC or 400 VAC, for the transfer of diesel. Rotor in sintered steel and vanes in acetal resin.
The pump has a built-in bypass valve; protection category IP 55.
The low number of rotations of the motor permits a constant flow without turbulences, a low noise and less abrasion of the components.
Flow rate 65 l/min at 900 rpm.

Art. no.	Voltage	Power	Current drain	Rpm	Flow rate	Connection threads	Weight	Dimensions (LxWxH) (mm)
71901	400 VAC - 50Hz	550 W	2.5 A	900	65 l/min	1" BSP (F)	15 Kg	200x240x300
71902	230 VAC - 50Hz	700 W	6.2 A					

98 l/min

Art.no. **71900**

Electric vane pump, selfpriming, 230 VAC, for the transfer of diesel. Rotor in sintered steel and vanes in acetal resin.
The pump has a built-in bypass valve; protection category IP 55.
Flow rate 98 l/min at 1400 rpm.

Art. no.	Voltage	Power	Current drain	Rpm	Flow rate	Connection threads	Weight	Dimensions (LxWxH) (mm)
71900	230 VAC - 50Hz	550 W	6.2 A	1400	98 l/min	1" BSP (F)	15 Kg	200x240x300

55 l/min

Art.no. **71476**

Diesel transfer kit, with electric 230 VAC – pump, mounted on wall bracket.
Composed of selfpriming electric pump with built-in bypass valve and inlet strainer, ON-/OFF switch, 2 m – cable with plug and fuse, mechanical flow meter, 4 m - rubber delivery hose Ø 3/4", 2 m – suction hose Ø 25 mm, suction foot valve with filter and automatic shut-off dispensing nozzle with inlet swivel.

Art. no.	Voltage	Power	Current drain	Rpm	Flow rate	Connection threads	Weight	Dimensions (LxWxH) (mm)
71476	230 VAC - 50Hz	370 W	1.5 A	2800	55 l/min	1" BSP (F)	18 Kg	400x400x290

99 l/min

Art.no. **71482**

Diesel transfer kit, with electric 230 VAC – pump, mounted on wall bracket.
Composed of selfpriming electric pump with built-in bypass valve and inlet strainer, ON-/OFF switch, 2 m – cable with plug and fuse, mechanical flow meter, 4 m - rubber delivery hose Ø 1", 2 m – suction hose Ø 25 mm, suction foot valve Ø 1"1/4 with filter and automatic shut-off dispensing nozzle with inlet swivel.

Art. no.	Voltage	Power	Current drain	Rpm	Flow rate	Connection threads	Weight	Dimensions (LxWxH) (mm)
71482	230 VAC - 50Hz	750 W	6.2 A	1400	99 l/min	1" BSP (F)	22 Kg	400x400x290

Art.no. **71479**

Diesel transfer kit, with electric 230 VAC – pump, mounted on wall bracket, but equipped with automatic rewind, spring – driven hose reel, adjustable arms series, in painted steel with 8 m - rubber delivery hose Ø 1", 2 m – connection hose to pump and diesel/water separating cartridge filter.

Art. no.	Voltage	Power	Current drain	Rpm	Flow rate	Connection threads	Weight	Dimensions (LxWxH) (mm)
71479	230 VAC - 50Hz	750 W	6.2 A	1400	60 l/min	1" BSP (F)	42 Kg	400x400x290

Art.no. **71400**

Manual diesel dispensing nozzle, body in aluminium, with plastic hose tail ø 25 mm and dispensing outlet with ø ext. 25 mm, with latch for locking of trigger.
Max flow rate 90 l/min.
The nozzle can also be used for the dispensing of oils with a max. pressure of 7 bar.

Art.no. **71400-F**

Same as art. no. 71400, but with inlet swivel 1" BSP (M-F).

Art.no. **71450**

Automatic shut-off dispensing nozzle for diesel, body in aluminium with rubber protection, with inlet swivel 1" BSP (M–F) and dispensing outlet with ø ext. 24 mm.
Max flow rate 60 l/min.

Art.no. **71490**

Automatic shut-off dispensing nozzle for diesel, body in aluminium with rubber protection, with inlet swivel 1" BSP (M–F) and dispensing outlet with ø ext. 29 mm.
Max flow rate 110 l/min.

Art.no. **71451**
Inlet swivel 3/4" BSP (M) – 1" BSP (F).

Art.no. **71458**
Inlet swivel 1" BSP (M) – 1" BSP (F).

Art.no. **71454**
Inlet swivel 3/4" BSP (M) – 1" BSP (M).

Art.no. **71453**
Inlet swivel 1" BSP (M) – 1" BSP (M).

Art.no. **71455**
Inlet swivel 3/4" BSP (M) – 3/4" BSP (M).

Art.no. **71461**
Inlet swivel 1" (M) x 1" 1/4" (M).

Art.no. **70501**

In-line filter for diesel and petrol with 30 microns – cartridge for the absorption of water that is eventually present in the storage tank. The water could particularly become dangerous for the diesel motors of the latest generation. The filter continuously absorbs the water which after some time will cause a reduction of the delivery and also a loss of head of the diesel supply unit. Therefore the clogged cartridge must be replaced. The filter can be installed on the suction side as well as on the delivery side of the diesel supply unit.

Art.no. **70500**

Replacement cartridge, 30 microns, for filter art. no. 70501.

Art. no.	Max flow rate	Working pressure	Burst pressure	Filtration degree	Connection threads	Dimensions (LxWxH) (mm)
70501	70 l/min	3.5 bar	10 bar	30 microns	1" BSP (F)	100 x 280 x 95

Art.no. **70499**
Water separator head and adaptor for 70L/min cartridge.

Art.no. **065556**

Art.no. **71525**

Art.no. **71525**
Plastic suction filter with hose tail ø 25 mm.

Art.no. **71521**
Plastic hose tail ø 25 mm – connection thread 3/4" BSP (M).

Art.no. **71551**
Plastic hose tail ø 25 mm – connection thread 1" BSP (M).

Art.no. **71552**
Plastic hose tail ø 19 mm – connection thread 3/4" BSP (M).

Art.no. **71501**
Art.no. **71504**

Art.no. **71521**
Art.no. **71551**
Art.no. **71552**

Art.no. **065556**
Non-return suction foot valve, body in plastic, with filter, connection thread 1" BSP (F).

Art.no. **71501**
Non-return suction foot valve, body in brass, with filter in stainless steel. Connection thread 1" BSP (F), ø 47.5 mm, total height 91.5 mm

Art.no. **71504**
Non-return suction foot valve, body in brass, with filter in stainless steel. Connection thread 3/4" BSP (F), ø 47.5 mm, total height 91.5 mm

Art.no. **71720**

3-digit mechanical diesel-oil meter. Flow rate 20-120L/min. 1" BSP connection.

Art. no.	Flow range	Connection threads	Dimensioni (L-P-H) (mm)
71720	20 – 120 l/min	1" BSP (F)	170x180x150

Art.no. **71721**

4- digit mechanical diesel-oil meter. Flow rate 20-120L/min. 1" BSP connection.

Art. no.	Flow range	Connection threads	Dimensions (LxWxH) (mm)
71721	20 – 120 l/min	1" BSP (F)	170x180x150

Art.no. **72730-G**
Art.no. **72735-G**

Electronic flow meter **series Diesel Neptune** with connection ø 1" BSP (F) (art. no. 72730-G) and ø 1 1/4" BSP (F) (art. no. 72735-G), without gun, for inline application.

Art. no.	**72730-G**	**72735-G**
Connections	1" BSP (F)	1 1/4" BSP (F)
Flow rate min – max	20 – 100 l/min	20 – 150 l/min
Temperature	+ 5°C / + 50°C	
Max pressure	40 bar (580 psi)	
Precision	± 1%	
Voltage	3 x 1.5 V	
Weight	1.6 kg	1.8 kg

Art.no. **71723**

Electronic turbine flow meter for diesel, body in reinforced polyamide, suitable for in-line applications, with 5 – digits partial meter (resettable to zero) and 6 – digits totalizer (non resettable). The meter includes also a flow rate indicator. The display can be rotated in 4 different positions.

Art. no.	Flow range	Max working pressure	Accuracy*	Resolution	Connection threads	Weight
71723	5 – 120 l/min	20 bar	+ / - 1%	0.01 l	1" BSP (M)	0.4 kg

* Accuracy in % of flow range after calibration.



Art.no. **51115**

Pneumatic rotary vane pump for petrol transfer, self-priming, with aluminium motor, cast iron body and sintered steel rotor.
On demand the pump can be supplied with an earth cable to enable an electrostatic discharge.

It is constructed in accordance with directive ATEX 2014/34/EU.

Art. no.	Compressed air supply	Max outlet pressure	Max Flow rate	Connection threads	Weight	Dimensions (LxWxH) (mm)
51115	2 – 6 bar	0.5 bar	30 l/min	3/4" BSP (F)	2.5 kg	165x165x180



Art.no. **51114**

Pneumatic 1:1 – piston pump, suitable for the suction and the transfer of petrol. On demand the pump can be supplied with an earth cable to enable an electrostatic discharge.

It is constructed in accordance with directive ATEX 2014/34/EU.

Art. no.	Compressed air supply	Max outlet pressure	Max Flow rate	Connection threads	Weight	Dimensions (LxWxH) (mm)
51114	2 – 6 bar	6 bar	25 l/min	3/4" BSP (F)	8 kg	530x120x90

Art.no. **51113**

Electric, selfpriming 12 VDC – rotary vane pump (on demand also available in 230 VAC) for the transfer of petrol, with painted body in cast iron with anticorrosive coating, anti-noise filter (electromagnetic compatibility EMC), thermal protection, non-return valve, pressure relief valve, built-in bypass valve.

The pump is constructed in accordance with directive ATEX 2014/34/EU – IECEx (group II – category 2 – G Ex d IIA T4 Gb).

Art. no.	Voltage	Power	Flow rate	Current drain	Connection threads	Weight	Dimensions (LxWxH) (mm)
51113	12 VDC	250 W	50 l/min	21 A	1" BSP (F)	7 kg	195x355x270

Art.no. **51119**

Automatic shut-off dispensing nozzle for petrol, with rubber protection.

Mod.	Flow range	Connection threads	Diameter outlet spout	Weight
51119	1 - 50 l/min	3/4" BSP (F)	20 mm	1.2 kg

Art.no. **71724**
Mechanical oscillating disk flow meter for petrol, kerosene and diesel, with 3 – digits partial meter (max. 9999 l; resettable to zero) and 8 – digits totalizer (non resettable). The meter can easily be calibrated and it can also be used for gravity applications. The upper part can be rotated so that different flow directions are possible.
The flow meter is constructed in accordance with directive ATEX 2014/34/EU – IECEx (group II – category 2 – G Ex d IIA T4 Gb).

Art.no. **71725**
Mechanical oscillating disk flow meter like art.no. 71724 but with 4 digits.

Art. no.	Flow range	Max working pressure	Burst pressure	Accuracy*	Resolution	Connection threads	Weight
71724 **71725**	20 – 120 l/min	3,5 bar	28 bar	+/- 1%	0,01 l	F 1" BSP	0,6 kg

*Accuracy in % of flow range after calibration.

Petrol

Art.no. **70507-X**

Jerrycan in polyethylene, suitable for the storage of petrol, with flexible outlet.
With UN – approval.

Art. no.	Capacity	Weight	Dimensions (LxWxH) (mm)
70507-5	5 l	0.5 kg	260x140x240
70507-10	10 l	0.65 kg	300x170x260
70507-20	20 l	1.2 kg	350x190x380

OPTIONAL
Art.no. **70506-F**

Art.no. **70506-X**

Jerrycan in painted sheet steel, suitable for the storage of petrol, internally painted.
With UN – approval.

Optional:
- Art. no. **70506-T**: Rigid dispensing outlet with quick connection coupling.
- Art. no. **70506-F**: Flexible dispensing outlet with quick connection coupling.

Art. no.	Capacity	Weight	Dimensions (LxWxH) (mm)
70506-5	5 l	1.9 kg	230x120x330
70506-10	10 l	2.9 kg	370x170x280
70506-20	20 l	4.2 kg	350x160x470

Art.no. **70505-X**

Jerrycan in stainless sheet steel, suitable for the storage of petrol, wall thickness 0.8 mm.
With UN – approval.

Art. no.	Capacity	Weight	Dimensions (LxWxH) (mm)
70505-10	10 l	2.9 kg	350x170x280
70505-20	20 l	4.2 kg	350x170x473

OMPI UREA - VEHICLE LICENSE PLATE RECOGNITION TOWER FOR AdBlue®/DEF/AUS32

OMPI UREA - Ompi presents the new management and monitoring system for AdBlue®. An extremely flexible and intuitive system, suitable for plants and company fleets of all sizes for effective control of dispensing.

With OMPI UREA it is possible to:
- **Control Dispensing.**
- **Easier access by the User.**
- **Manage tanks.**
- **Save money through waste reduction.**
- **Track dispensing data in real time and create a history of information.**

OMPI UREA TOWER

self-supporting dispensing tower
Art.no. 71970-UR

OMPI UREA BOX

for wall, tanks and drums installation
Art.no. 71971-UR

OMPI UREA ANTENNA

license plate and/or operator/ vehicle recognition module
Art.no. 71972-UR

OMPI UREA SOFTWARE

fleet management software



OMPI UREA allows the operator to access dispensings via:
- OPERATOR RECOGNITION: A SINGLE PERSONAL ACCESS BADGE (which can be the same one already used to detect attendance) or manually via PIN or FINGERPRINT READER;
- VEHICLE RECOGNITION: VEHICLE RECOGNITION ANTENNA (RFID reader) or, alternatively, manual entry of the license plate.

Each system is equipped with n. 2 software for greater SECURITY and INCREASED OPERATIONALITY that allows the following access levels:
1- ADMINISTRATOR
2- SUPERVISOR
3- USERS

OMPI UREA SOFTWARE allows you to:
- Manage fleets via WI-FI FUNCTIONALITY or LAN network.
- Manage kilometers and hours of work
- Provide hourly authorization even for a single user/vehicle
- Limit the quantity of dispensing
- Export all the data collected in XLS
- Perform remote access
- Consult information via email
- View management data in a graphic and intuitive way
- Alert management
- Analysis of average consumption of user vehicles
- Possibility of collecting service information for each vehicle (for example malfunctions)
- Monitoring of tank levels and alert emails when minimum reserve level is reached.

TECHNICAL CHARACTERISTICS
- Dispensing tower for AdBlue® in a faired body prepared with nozzle support and internal hose reel.
- 230 VAC electric pump art. no. 70899.
- Electric pump block system consisting of pressure switch and safety electrical panel
- Flexible hose Ø 1/2" L. 1 m for connecting the suction hose from the tank to the pump
- Flexible hose Ø 1/2" L. 3 m for connecting the pump to the gun or delivery hose reel
- Automatic nozzle for AdBlue®.
- Can also be installed outdoors.

Optional
Automatic spring hose reel art. no. 38310.

Art.no. **71704**
Electric, selfpriming gear pump for the supply of AdBlue®; guarantees a constant flow and a low noise level.
Pump body in IXEF®, gears in plastic.
Protection category IP 55.
Includes ON/OFF – switch and 1.5 m – cable with plug and by-pass valve set at 4 bar.

Art. no.	Voltage	Current drain	Rpm	Power	Outlet pressure	Flow rate	Connection threads	Weight	Dimensions (LxWxH) (mm)
71704	230 VAC 50 Hz	2.4 A	1350	250 W	4 bar	15 l/min	1/2" BSP (M)	7 kg	240x290x180

Art.no. **70899**
Electric, selfpriming gear pump for the supply of AdBlue®; guarantees a constant flow and a low noise level.
Pump body in stainless steel AISI 304, gears in plastic.
Protection category IP 55.
Includes ON/OFF – switch and 1.5 m – cable with plug and a bypass valve preset on 5 bar pressure.

Art. no.	Voltage	Current drain	Rpm	Power	Outlet pressure	Flow rate	Connection threads	Weight	Dimensions (LxWxH) (mm)
70899	230 VAC - 50 Hz	3.8 A	2760	370 W	5 bar	10.5 l/min	1/2" BSP (M)	7.5 Kg	150x300x190

Art.no. **71706**
Art.no. **71707**
Electric, selfpriming gear pump, with motor in 12 VDC or 24 VDC, for the supply of AdBlue®.
Pump body in stainless steel AISI 304, gears in plastic and adjustable by-pass valve..
Includes ON/OFF-switch and 2.5 m – cable with alligator clamps for battery connection.

Art. no.	Voltage	Current drain	Rpm	Power	Outlet pressure	Delivery	Connection threads	Weight	Dimensions (LxWxH) (mm)
71706	12 VDC	30 A	3400	240 W	4 bar	10.5 l/min	1/2" BSP (M)	3.6 Kg	260x130x140
71707	24 VDC	15 A							

Art.no. **71711**
Art.no. **71712**
Electric self-priming gear pump, for the supply of AdBlue® and water; guarantees a constant flow and a low noise level.
Pump body in stainless steel, gears in plastic and pump shaft in stainless steel.
Includes a bypass set at 5 bar pressure and 2.5 m - electric cable with alligator clamps for battery connection.

Art. no.	Voltage	Current drain	Rpm	Power	Outlet pressure	Delivery	Connection threads	Weight	Dimensions (LxWxH) (mm)
71711	12 VDC	30 A	3400	240 W	5 bar	10 l/min	1/2" BSP (M)	3.6 Kg	260x130x140
71712	24 VDC	15 A							

Art.no. **70860**
Multi-impeller submersible electric pump for liquid AdBlue®, conforming to ISO 22241.

Complete with 5 meters power cable.

Art. no.	Voltage	Current drain	Power	Max. liquid temperature	Max. head	Flow rate	Connection threads	Weight	Dimensions (LxWxH) (mm)
70860	230 V 50 Hz	2 A	0.7 kW	+40 °C	27 m	70 l/min	1" 1/4 BSP (F)	5,8 Kg	180x170x295

Art.no. **70140**

Electric dispensing kit for AdBlue®, composed of 230 VAC – electric pump (art. no. 71704), suitable for the use with 1000 l – IBC – tanks, including lateral, metal mounting frame with gun holder, 1 m – EPDM suction hose ø 1/2" with special adapter for connection to the bottom valve of the tank, 3 m – EPDM delivery hose ø 1/2" and electronic oval gears flow meter for AdBlue®, with control gun and rigid outlet ø 16 mm.

Art. no.	Voltage	Current drain	Rpm	Power	Outlet pressure	Max. Flow rate	Weight
70140	230 VAC - 50 Hz	2.4 A	1350	250 W	4 bar	15 l/min	22 Kg

Art.no. **70145**
Electric dispensing kit for AdBlue®, composed of 230 VAC – electric pump, suitable for the use with 1000 l – IBC – tanks, including lateral, metal mounting frame with gun holder, 1 m – EPDM suction hose ø 1/2" with special adapter for connection to the bottom valve of the tank, 3 m – EPDM delivery hose ø 1/2" and electronic oval gears flow meter for AdBlue®, with control gun and rigid outlet ø 16 mm.

Art.no. **70145-200**
Same kit as art. no. 70145, but suitable for the use with 208 l – plastic drums.

Art. no.	Voltage	Current drain	Rpm	Power	Outlet pressure	Max. delivery	Weight
70145	230 VAC - 50 Hz	2.4 A	1350	250 W	4 bar	15 l/min	22 Kg
70145-200							

Art.no. **70100**

Electric dispensing kit for AdBlue®, composed of 230 VAC – electric pump (art. no. 71704), suitable for the use in 1000 l – IBC – tanks, with bung adapter, metal mounting frame with gun holder, suction tube with connection hose to pump, automatic rewind, spring – driven hose reel, adjustable arms series, in stainless steel, with 15 m – EPDM delivery hose ø 1/2" and electronic oval gears flow meter for AdBlue®, with control gun and rigid outlet ø 16 mm (art.no. 71310).
IBC 1000/l not included.

Art. no.	Voltage	Current drain	Rpm	Power	Outlet pressure	Max. Flow rate	Weight
70100	230 VAC - 50 Hz	2.4 A	1360	250 W	4 bar	15 l/min	48 Kg

Art.no. **70070**

Same kit as art. no. 70100, but with automatic shut-off dispensing nozzle for AdBlue® instead of electronic oval gears flow meter for with control dispensing nozzle.

Art. no.	Voltage	Current drain	Rpm	Power	Outlet pressure	Max. Flow rate	Weight
70070	230 VAC - 50 Hz	2.4 A	1360	250 W	4 bar	15 l/min	48 Kg

Art.no. **70120**

Electric transfer system for AdBlue®, composed of 230VAC stainless-steel pump art.no. 70899, suitable for 1000L tanks, with digital flow meter art.no. 16710, ring nut and pump metal holder, spring driven stainless-steel hose reel with 15 mt flexible hose, filling gun with automatic stop.

Art. no.	Voltage	Current drain	Rpm	Power	Outlet pressure	Max. Flow rate	Weight
70120	230 VAC - 50 Hz	3.8 A	2760	370 W	5 bar	10 l/min	48 Kg

Art.no. **70020**

Pneumatic dispensing kit for AdBlue®, composed of 1:1 – pneumatic piston pump with wetted parts in stainless steel (art. no. 22060), suitable for the use in 1000 l – IBC – tanks, with bung adapter, metal mounting frame with gun holder, pressure regulator and air filter with moisture separator, automatic rewind, spring – driven hose reel, adjustable arms series, in stainless steel, with 15 m – EPDM delivery hose ø 1/2" and electronic oval gears flow meter for AdBlue®, filling gun with automatic stop.

Art. no.	Compressed air supply	Compression ratio	Max outlet pressure	Max Flow rate	Weight
70020	2-8 bar	1: 1	8 bar	30 l/min	34 kg

Art.no. **71000**

Art.no. **71000-P**

Art.no. **71000**

Pneumatic dispensing kit for AdBlue®, composed of pneumatic 1:1 - piston pump with wetted parts in stainless steel, suitable for the use in drums or in 1000 l – IBC – tanks, pressure regulator and air filter with moisture separator, bung adapter, 3 m – EPDM delivery hose ø 1/2" and electronic oval gears flow meter for AdBlue®, with control gun and rigid outlet ø 16 mm.

Art.no. **71000-P**

Same kit as art. no. 71000, but with automatic shut-off dispensing nozzle for AdBlue® and without flow meter.

Art. no.	Compressed air supply	Max outlet pressure	Max Flow rate	Weight
71000	2-8 bar	8 bar	35 l/min	9 kg
71000-P				10 kg



OPTIONAL

Art.no. **70050**

Pneumatic dispensing kit for AdBlue®, composed of 1:1 – pneumatic piston pump with wetted parts in stainless steel (art. no. 22060), suitable for the use in 1000 l – IBC – tanks, with bung adapter, metal mounting frame with gun holder, pressure regulator and air filter with moisture separator, automatic rewind, spring – driven hose reel, adjustable arms series, in stainless steel, with 15 m – EPDM delivery hose ø 1/2" and electronic oval gears flow meter for AdBlue®, with control gun and rigid outlet ø 16 mm.

IBC 1000 l not included.

Art. no.	Compressed air supply	Compression ratio	Max outlet pressure	Max Flow rate	Weight
70050	2-8 bar	3: 1	8 bar	30 l/min	34 kg

FLOW METERS FOR AdBlue®/DEF/AUS32 SERIES 2TT

RF

Ø 1/2"

2TT

The **new electronic flow meter series** ***2TT NEPTUNE*** features the following characteristics:

- the function is based upon the oval gears measuring system combined with a probe that is measuring electromagnetic pulses monitored by an electronic component.

The flow meter allows to display four different measurement results:

1) the quantity of each individual fluid dispense: single operation measurement (resettable),
2) **FLOW:** It is possible to read the instant flow in liters, quarts, pints and gallons for a continuous monitoring of the precision of the flow meter within the work parameters,
3) **TRIP:** the quantity of a sum of dispenses: partial totalizer (resettable)
4) **TOTAL:** the total of all dispenses ever made: absolute totalizer (not resettable)

- possibility of recalibration by the customer to increase the accuracy of the final plant parameters;
- the flow meter has an enlarged display, with simultaneous visibility of 2 different totals (single operation and absolute total);
- the display additionally assures a perfect readability through included backlit feature;
- the flow meter offers the possibility of changing the measuring unit (liters, quarts, pints, gallons);
- it also assures an improved accuracy and repeatability of the measurement;
- easy change of the batteries throught a rear holder;
- the flow meter is equipped by a rubber protection guard.

Art.no. **72310**
AdBlue®

Art.no. **72310**

Electronic oval gears flow meter for ***AdBlue®*** serie ***Neptune***, not approved for fiscal transactions, plastic body in IXEF® loaded with high density glass fibre, gears in PPS and PTFE, with plastic control gun, inlet swivel in stainless steel 1/2" BSP (M) and rigid outlet in stainless steel, ø 16 mm, with automatic anti-drip nozzle in stainless steel.

Art.no. **16710**
AdBlue®

Art.no. **16710**

Electronic oval gears flow meter for ***AdBlue®*** serie ***Neptune***, not approved for fiscal transactions, body in plastic with high density glass fibre IXEF®, gears in PPS and PTFE, suitable for inline applications.

Art. no.	**72310**	**16710**
Connection	1/2" BSP (M)	1/2" BSP (F)
Delivery min - max	1 - 20 l/min	
Temperature	+ 5°C / + 50°C	
Max pressure	25 bar (363 psi)	10 bar (145 psi)
Precision	± 0.5%	
Total max (resettable)	99999 l	
Total max (non-resettable)	99999 l	
Power	3 x 1.5 V	
Weight	1.2 kg	0.8 kg

Not approved for fiscal transactions.

4TT

Art.no. **16400**
Art.no. **16400-RF**
AdBlue®

Art.no. **16405**
Art.no. **16405-RF**
AdBlue®

The **new electronic flow meter series *4TT*** features the following characteristics:

- the function is based upon the oval gears measuring system combined with a probe that is measuring electromagnetic pulses monitored by an electronic component;
- the flow meter allows to display five different measurement results:

1) the quantity of each individual fluid dispense: single operation measurement (resettable),
2) **FLOW:** It is possible to read the instant flow in liters, quarts, pints and gallons for a continuous monitoring of the precision of the flow meter within the work parameters,
3) **TRIP:** the quantity of a sum of dispenses: partial totalizer (resettable),
4) **TOTAL:** the total of all dispenses ever made: absolute totalizer (not resettable),
5) **MEMORY:** traceability of operations up to 1,000 records with indication of the unit of measurement, date and time in which the delivery was performed.

- possibility of recalibration by the customer to increase the accuracy of the final plant parameters;
- the flow meter has an enlarged display, with simultaneous visibility of 2 different totals (single operation and absolute total);
- the display additionally assures a perfect readability through included backlit feature;
- the flow meter offers the possibility of changing the measuring unit (liters, quarts, pints, gallons);
- it also assures an improved accuracy and repeatability of the measurement;
- easy change of the batteries throught a rear holder;
- the flow meter is equipped by a rubber protection guard;
- the control gun includes a trigger guard and an intergrated inline filter which allows an easier maintenance, offers the possibility of a gradual oil supply through the trigger, and permits to open the valve with a minimum effort.

Art.no. **16400**

Electronic oval gears flow meter for **AdBlue®**, series **MARS**, with control gun, rubber protection guard, trigger guard, rigid outlet, anti-drip nozzle and inlet swivel 1/2" BSP (M). Gun with plastic body.

Art.no. **16405**

Electronic oval gears flow meter for **AdBlue®**, series **MARS**, suitable for inline applications, connections 1/2" BSP (F).

The flow meters of series JUPITER are sophisticated flow meter models due to a radio frequency data transmission to be used in combination with the RF CONNECT control unit.

Art.no. **16400-RF**

Electronic oval gears flow meter for **AdBlue®**, series **JUPITER**, with control gun, rubber protection guard, trigger guard, rigid outlet, anti-drip nozzle and inlet swivel 1/2" BSP (M). Gun with plastic body.

Art.no. **16405-RF**

Electronic oval gears flow meter for **AdBlue®**, series **JUPITER**, suitable for inline applications, connections 1/2" BSP (F).

Art. no.	**16400** **16400-RF**	**16405** **16405-RF**
Connection	1/2" BSP (M)	1/2" BSP (F)
Delivery min - max	1 - 20 l/min	
Temperature	+ 5°C / + 50°C	
Max pressure	25 bar (363 psi)	10 bar (145 psi)
Precision	± 0.5%	
Total max (resettable)	99999 l	
Total max (non-resettable)	99999 l	
Power	3 x 1.5 V	
Weight	1.2 kg	0.8 kg

Not approved for fiscal transactions.

Art.no. **71315**

Electronic turbine flow meter for AdBlue®, body in reinforced polyamide, suitable for in-line applications, with 5 – digits partial meter (resettable to zero) and 6 – digits totalizer (non resettable). The meter includes also a flow rate indicator. The display can be rotated in 4 different positions.

Art. no.	Max working pressure	Max flow rate	Accuracy	Connection thread	Weight	Dimensions (LxWxH) (mm)
71315	20 bar	100 l/min	+/-1%	1" BSP (M)	0.4 kg	100x54x74

Art.no. **71300**

Automatic filling nozzle for AdBlue®, plastic body with rubber protection, with Viton® gaskets, wetted parts and rigid dispensing outlet (ø 19 mm) in stainless steel, swivel hose tail ø 19 mm.

Art. no.	Max working pressure	Flow range	Connection thread	Weight	Dimensions (LxWxH) (mm)
71300	8 bar	1 - 35 l/min	Hose tail ø 19 mm	2.5 kg	400x155x56

Art.no. **71301**

Automatic shut-off dispensing nozzle for AdBlue®, body in coated aluminium, internal components in stainless steel and plastic, suitable for the use with light vehicles, with integrated misfiling prevention, antidrip device on outlet, inlet swivel 3/4" BSP (M). Dispensing only possible in conjunction with filling points according to ISO 22241-5. Includes also test adapter and an adjustment key for changing the flow rate.

Art. no.	Max working pressure	Flow range	Connection thread	Weight	Dimensions (LxWxH) (mm)
71301	min. 1.5 bar – max. 3.5 bar	1 - 10 l/min	3/4" BSP (M)	1.5 kg	400x155x56

Art.no. **22100**

Art.no. **28971**

Art.no. **22100**

Plastic suction tube, ø 40 mm, length 1100 mm, with bung adapter 2" BSP for fixation on drums or tanks and 90° - elbow adapter ø 25 mm for hose connection. Suitable for 1000 l – IBC – tanks.

Art.no. **28971**

EPDM delivery hose, ø 3/4" (sold by the meter).

Art.no. **22110**

Art.no. **74562**

Art.no. **22110**

Suction kit for AdBlue® drums and tanks, composed of plastic suction tube (in HDPE) with plug head BCS 56x4 and foot valve and SEC/CDS - suction coupling with 90° - elbow hose tile ø 20 mm for hose connections.

Art.no. **74562**

Stainless-steel foot valve for rigid or flexible EPDM suction pipe.

OMPI manufactures a wide range of hose reels that guarantee a comfortable hose rewinding in all possible application fields and fluids such as:

- **Lubricating oils and antifreeze**
- **Grease**
- **Compressed air**
- **Water at low or high pressure**
- **Fuels**
- **AdBlue®/DEF/AUS32**

The use of hose reels provides more security in the workshop and increases the life of hoses since those are no longer rest upon the floor after use where they could be damaged.

In order to satisfy all application requirements the hose reels are available in three main materials:

- **Epoxy powder-coat painted carbon steel**
- **Stainless steel AISI 304**
- **Stainless steel AISI 316 (on request)**

The hose rewinding can be carried out:

- **automatically by the use of a spring,**
- **manually by the use of a hand crank,**
- **by the use of a hydraulic motor,**
- **by the use of an electric motor.**

In order to be able to offer a suitable solution to any requirement existing in the market, various hose reel series have been developed.

The OMPI hose reel range consists of a big variety of versions that have been developed in order to meet the requirements of installation at the place of use. They can be classified according to their constructional characteristics, their form, their dimensions and materials into the following series:

STANDARD SERIES
The most common, most economic and extremely approved version, suitable for hose diameters up to 1/2".

ENCLOSED SERIES
Two metal enclosures provide an optimal protection of the hose and improve the esthetic effect of the installation.

ADJUSTABLE ARMS SERIES
In this version the outlet direction of the hose can be adjusted into various positions. Thus it permits a mounting of the hose reel also on the ceiling. From the inlet swivel joint the fluid flows through an interchangeable hose connection adapter assembly on which the hose is mounted.

DOUBLE/TRIPLE SPRING ADJUSTABLE ARMS SERIES
The double/triple spring system allows the rewinding of long distances of hose.

HEAVY DUTY SERIES
The models of this series are suitable for applications under high mechanical demands.

MANUAL SERIES
Hose reels with unwinding and rewinding of the hoses by means of a hand crank.

SPECIAL HOSE REELS
In this category can be found hose reels with special technical and/or constructive characteristics, such as those with electro-mechanical or hydraulic rewinding systems and hose reels with a hose guide system enabling a better rewinding.

TWIN-HOSE SERIES
With double inlet-outlet for when it is necessary to keep two fluids separate (e.g. oxygen-acetylene).

All hose reels can be supplied without or with the requested hoses already mounted.
For an easier selection of the required hose reel model, please see the chart on catalogue next pages. Catalogue pages 229-231 shall help you in choosing the suitable hose type and length.

The hose reel models which are marked with the ATEX symbol are available with the corresponding ATEX certificate, in accordance with directive ATEX 2014/34/EU– group II – category 2.

NOVATG® is the new hose guide system for the correct hose rewinding on the hose reel drum.

ANDROMEDA
The new range of ANDROMEDA hose reels combines the functionality of the classic OMPI spring-driven hose reels with a new design and new possibilities of use.

ORION RD
The ORION RD series has the same structural characteristics as the ANDROMEDA but differs in its MANUAL use.

ORION EASY/HEAVY DUTY
This wheeled version of manual hose reel allows use with long distance hoses.

SIRIO
The SIRIO hose reel is the new compact motorized hose reel capable of operating with various electric or electro-hydraulic motors (12/24 VDC / 230 VAC).

GEMINI
The GEMINI motorized hose reel allows working with hoses of large lengths and diameters thanks to the hydraulic motor powered by 12, 24 VDC or 230 VAC and complete with an hydraulic control unit, housed in the base of the hose reel.

TITANO HEAVY DUTY
The TITANO series has been developed for use in the most demanding situations with hoses up to Ø 1"1/4 / Ø 1"1/2, with reinforced spring or with electro-hydraulic motorization.
Supplied as standard with a manually operated hose guide but with the possibility of having an automatic hose guide.

THIN REEL SERIES
Its innovative constructional design characterizes the models of this series which are particularly suitable in applications with limited space in width thanks to its overall width of max. 150 mm, f. ex. for the installation inside of compact cabinets.

AIR-FUMES EXTRACTION
Automatic spring-driven hose reels in painted or stainless steel suitable for air/fumes extraction.

	SERIES	Page	Hose diameter	MAX INSTALLABLE HOSE LENGTH												
				8 m	10 m	15 m	18 m	20 m	25 m	30 m	35 m	40 m	50 m	60 m	70 m	100 m
PAINTED STEEL HOSE REELS	STANDARD	176	1/4"	37115	37115	37115	37120	37120	37125							
			3/8"	37115	37115	37115	37120	37120	37125							
			1/2"	37115	37115	37115	37120	37120								
	ENCLOSED	177	1/4"	35300	35300	35300	35400	35400	35600							
			3/8"	35300	35300	35300	35400	35400	35600							
			1/2"	35300	35300	35300	35400	35400								
			3/4"	35300B												
	ADJUSTABLE ARMS	178-179-180-181	1/4"	37115B	37115B	37115B	37114	37114	37120B	36471	36470	36472	36480	36480	36481	36481
			3/8"	37115B	37115B	37115B	37114	37114	37120B	36471	36470	36472	36480	36480	36481	36481
			1/2"	37115B	37115B	37115B	37120B	37120B	37125B	36471	36470	36472	36480	36480	36481	36481
		182-183-184	3/4"	36200B	36200B	36215	36800	36475	36473	36425	36485	36485	36483			
			1"	36200B	36215	36800	36473	36425	36484	36484						
		185	1 1/4"	36217	36445	36445	36445	36445								
			1 1/2"	36213	36213	36213										
	HEAVY DUTY	186	1/2"	36150	36150	36150	36150	36150	36300							
		187	3/4"	36200	36200	36100	36100	36400	36400	36400						
			1"	36200	36100	36100	36400	36400	36400							
	"THINREEL"	220-221	1/4"	38600	38600	38600	38700	38700	38700							
			1/2"	38600	38700	38700	38700	38700	38700							
	AUTO "LS"	188	1/2"	36271	36271	36271	36272	36272								
			1"	36270												
	MANUAL "LS"	189	1/4"	38150	38150	38150	38150	38150	38150	38160	38160	38160	38155	38155	38155	38165
			3/8"	38150	38150	38150	38150	38150	38160	38160	38160	38155	38165	38165	38165	
			1/2"	38150	38150	38150	38160	38160	38160	38155	38155	38165				
			3/4"	38180	38180	38180	38190	38190	38190							
			1"	38180	38180	38190	38190	38190								

	SERIES	Page	Hose diameter	MAX INSTALLABLE HOSE LENGTH												
				8 m	10 m	15 m	18 m	20 m	25 m	30 m	35 m	40 m	50 m	60 m	70 m	100 m
STAINLESS STEEL HOSE REELS AISI 304	STANDARD	176	1/4"	38200	38200	38200	38300	38300	38210							
			3/8"	38200	38200	38200	38300	38300	38210							
			1/2"	38200	38200	38200	38300	38300								
	ENCLOSED	177	1/4"	38310	38310	38310	38320	38320	38340							
			3/8"	38310	38310	38310	38320	38320	38340							
			1/2"	38310	38310	38310	38320	38320								
			3/4"	38330												
	ADJUSTABLE ARMS	178-179-180-181	1/4"	37118	37118	37118	37157	37157	37119	37158	37142	37159	37147	37147	36482	36482
			3/8"	37118	37118	37118	37157	37157	37119	37158	37142	37159	37147	37147	36482	36482
			1/2"	37118	37118	37118	37119	37119	37153	37158	37142	37159	37147	37147	36482	36482
		182-183-184	3/4"	37150	37150	37155	37160	37143	37161	37162	37148	37148	37156			
			1"	37150	37155	37160	37161	37162	37163	37163						
		185	1 1/4"	36218	36212	36212	36212	36212								
			1 1/2"	37151	37151	37151										
	HEAVY DUTY	186	1/2"	38350	38350	38350	38400	38400	37141	37145	37145	37145				
		187	3/4"	38360	38360	38361	38361	37146	37146	37146						
			1"	38360	38361	38361	37146	37146	37146							
	MANUAL "LSX"	190	1/4"	38100	38100	38100	38100	38100	38100	38115	38115	38115	38115	38110	38110	38130
			3/8"	38100	38100	38100	38100	38100	38115	38115	38115	38110	38110	38130	38130	
			1/2"	38100	38100	38100	38115	38115	38115	38110	38110	38130	38130			
			3/4"	38120	38120	38120	39140	39140	39140							
			1"	38120	38120	39140	39140	39140								

In the following chart can be found the article numbers and descriptions of different hose types for the mounting on the reel as supply hoses in the most common lengths:

FLUID TYPE	Internal hose diameter	Max working pressure	HOSE LENGTH										MATERIAL
			8 m	10 m	15 m	20 m	25 m	30 m	35 m	40 m	50 m	60 m	
GREASE	1/4"	400 bar	81008	81010	81015	81020	81025	81030	81035	81040	81050	81060	SAE100 R2AT
	3/8"	330 bar	82008	82010	82015	82020	82025	82030	82035	82040	82050	82060	SAE100 R2AT
OIL	1/2"	160 bar	31008	31010	31015	31020	31025	31030	31035	31040	31050	31060	SAE100 R1AT
	3/8"	160 bar	20008	20010	20015	20020	20025	20030	20035	20040	20050	20060	SAE100 R1AT
	3/4"	105 bar	40008	40010	40015	40020	40025	40030	40035	40040	40050	40060	SAE100 R1AT
COMPRESSED AIR	1/2"	40 bar	45008	45010	45015	45020	45025	45030	45035	45040	45050	45060	PVC
	3/4"	40 bar	44008	44010	44015	44020	44025	44030	44035	44040	44050	44060	PVC
WATER	3/8"	160 bar	20008	20010	20015	20020	20025	20030	20035	20040	20050	20060	SAE100 R1AT
	3/8"	400 bar	23008	23010	23015	23020	23025	23030	23035	23040	23050	23060	SAE100 R2AT
	1/2"	15 bar	21008	21010	21015	21020	21025	21030	21035	21040	21050	21060	SYNTHETIC EDIBLE
	1/2"	40 bar	45008	45010	45015	45020	45025	45030	45035	45040	45050	45060	PVC
	3/4"	40 bar	44008	44010	44015	44020	44025	44030	44035	44040	44050	44060	PVC
DIESEL	3/4"	105 bar	40008	40010	40015	40020	40025	40030	40035	40040	40050	40060	SAE100 R1AT
	3/4"	10 bar	61008	61010	61015	61020	61025	61030	61035	61040	61050	61060	CARBOPOMP
	1"	10 bar	71008	71010	71015	71020	71025	71030	71035	71040	71050	71060	CARBOPOMP
	3/4"	10 bar	62008	62010	62015	62020	62025	62030	62035	62040	62050	62060	VACUPRESS
	1"	10 bar	71608	71610	71615	71620	71625	71630	71635	71640	71650	71660	VACUPRESS
ADBLUE /DEF/ AUS32	1/2"	20 bar	28978	289710	289715	289720	289725	289730	289735	289740	289750	289760	EPDM

In the following chart can be found the article numbers and descriptions of different hose types used as connection hoses and mounted at the hose reel inlet swivel joint in the most common lengths:

FLUID TYPE	Internal hose diameter	Max working pressure	HOSE LENGTH							MATERIAL
			0,5 m	1 m	1,5 m	2 m	3 m	4 m	5 m	
GREASE	1/4"	400 bar	810005	81001	810015	81002	81003	81004	81005	SAE100 R2AT
	3/8"	330 bar	820005	82001	820015	82002	82003	82004	82005	SAE100 R2AT
OIL	1/2"	160 bar	310005	31001	310015	31002	31003	31004	31005	SAE100 R1AT
	3/8"	160 bar	200005	20001	200015	20002	20003	20004	20005	SAE100 R1AT
	3/4"	105 bar	400005	40001	400015	40002	40003	40004	40005	SAE100 R1AT
COMPRESSED AIR	1/2"	40 bar	450005	45001	450015	45002	45003	45004	45005	PVC
	3/4"	40 bar	440005	44001	440015	44002	44003	44004	44005	PVC
WATER	3/8"	160 bar	200005	20001	200015	20002	20003	20004	20005	SAE100 R1AT
	3/8"	400 bar	230005	23001	230015	23002	23003	23004	23005	SAE100 R2AT
	1/2"	15 bar	210005	21001	210015	21002	21003	21004	21005	SYNTHETIC EDIBLE
	1/2"	40 bar	450005	45001	450015	45002	45003	45004	45005	PVC
	3/4"	40 bar	440005	44001	440015	44002	44003	44004	44005	PVC
DIESEL	3/4"	105 bar	400005	40001	400015	40002	40003	40004	40005	SAE100 R1AT
	3/4"	10 bar	610005	61001	610015	61002	61003	61004	61005	CARBOPOMP
	1"	10 bar	710005	71001	710015	71002	71003	71004	71005	CARBOPOMP
	3/4"	10 bar	620005	62001	620015	62002	62003	62004	62005	VACUPRESS
	1"	10 bar	716005	71601	716015	71602	71603	71604	71605	VACUPRESS
ADBLUE /DEF/ AUS32	1/2"	20 bar	289705	289711	289715	289722	28973	28974	28975	EPDM

The hoses are supplied with swaged female connection threads (connecting nuts).

EXAMPLE FOR READING THE CHARTS

FLUID TYPE	Internal hose diameter	Max working pressure	Hose length				
			0,5 m	1 m	1,5 m	2 m	3 m
GREASE	1/4"	400 bar	810005	81001	810015	81002	81003
	3/8"	330 bar	820005	82001	820015	82002	82003
OIL	1/2"	160 bar	310005	31001	310015	31002	31003
	3/8"	160 bar	200005	20001	200015	20002	20003
	3/4"	105 bar	400005	40001	400015	40002	40003

TOTAL LENGTH INCL. CONNECTION FITTING

FLUID

DIAMETER

MAX. WORKING PRESSURE

ART. NO. HOSE

	SERIES	Page	Ø Disc (mm)	Spool (mm)	Drum (mm)	HOSE LENGTH (m) *				
						Ø 1/4"	Ø 3/8"	Ø 1/2"	Ø 3/4"	Ø 1"
ANDROMEDA	**400 - A1**	197	434	130	250	15 - 20 - 25	15 - 20 - 25	15 - 18	12	6
	400 - A2			195		20 - 25	20 - 25	20 - 25	15	10
	400 - A3			260		-	-	-	20	15
	500 - A4	198	540	130	250	20 - 25	20 - 25	20 - 25	20	12
	500 - A5			195		-	-	-	20 - 25	18
	500 - A6			260		-	-	-	25	25
	500 - A7	199	540	130	335	20 - 35	20 - 35	20 - 35	20	12
	500 - A8			195		35	35	35	20 - 30	18
	500 - A9			260		35	35	35	35	25

(*) For the same hose diameter, some dimensions may vary based on the development of the spring of the desired model (see articles on the relevant page)

	SERIES	Page	Ø Disc (mm)	Spool (mm)	Drum (mm)	HOSE LENGTH (m) *				
						Ø 1/4"	Ø 3/8"	Ø 1/2"	Ø 3/4"	Ø 1"
ANDROMEDA SG	**400 - ASG1**	201	434	130	250	15 - 20 - 25	15 - 20 - 25	15 - 18	12	6
	400 - ASG2			195		20 - 25	20 - 25	20 - 25	15	10
	400 - ASG3			260		-	-	-	20	15
	500 - ASG4	202	540	130	250	20 - 25	20 - 25	20 - 25	20	12
	500 - ASG5			195		-	-	-	20 - 25	18
	500 - ASG6			260		-	-	-	25	25
	500 - ASG7	203	540	130	335	20 - 35	20 - 35	20 - 35	20	12
	500 - ASG8			195		35	35	35	20 - 30	18
	500 - ASG9			260		35	35	35	35	25

(*) For the same hose diameter, some dimensions may vary based on the development of the spring of the desired model (see articles on the relevant page)

	SERIES	Page	Ø Disc (mm)	Spool (mm)	Drum (mm)	HOSE LENGTH (m) *				
						Ø 1/4"	Ø 3/8"	Ø 1/2"	Ø 3/4"	Ø 1"
ORION RD	**400 - O1**	205	434	130	250	40	25	20	10	6
	400 - O2			195		50	40	30	15	10
	400 - O3			260		60	50	40	20	15
	500 - O4	206	540	130	250	60	50	40	20	13
	500 - O5			195		-	-	-	30	18
	500 - O6			260		-	-	-	40	30

(*) For the same hose diameter, some dimensions may vary based on the development of the spring of the desired model (see articles on the relevant page)

	SERIES	Page	Ø Disc (mm)	Spool (mm)	Drum (mm)	HOSE LENGTH (m) *				
						Ø 1/4"	Ø 3/8"	Ø 1/2"	Ø 3/4"	Ø 1"
ORION PESANTE HEAVY DUTY	**PESANTE - OP1**	208	434	260	250	60	50	40	20	15
	PESANTE - OP2		540	195		130	85	65	30	18
	PESANTE - OP3			260		180	115	90	40	30

(*) For the same hose diameter, some dimensions may vary based on the development of the spring of the desired model (see articles on the relevant page)

	SERIES	Page	Ø Disc (mm)	Spool (mm)	Drum (mm)	HOSE LENGTH (m) *				
						Ø 1/4"	Ø 3/8"	Ø 1/2"	Ø 3/4"	Ø 1"
ORION EASY	**EASY - OE1**	209	434	400	260	150	100	80	42	25
	EASY - OE2		540	400	335	200	140	100	50	35

(*) For the same hose diameter, some dimensions may vary based on the development of the spring of the desired model (see articles on the relevant page)

	SERIES	Page	Ø Disc (mm)	Spool (mm)	Drum (mm)	HOSE LENGTH (m) *				
						Ø 1/4"	Ø 3/8"	Ø 1/2"	Ø 3/4"	Ø 1"
SIRIO COMPACT	**400 - SC1**	211	434	130	250	40	25	18	12	8

(*) For the same hose diameter, some dimensions may vary based on the development of the spring of the desired model (see articles on the relevant page)

	SERIES	Page	Ø Disc (mm)	Spool (mm)	Drum (mm)	HOSE LENGTH (m) *				
						Ø 1/4"	Ø 3/8"	Ø 1/2"	Ø 3/4"	Ø 1"
SIRIO	**400 - S1**	212	434	130	250	40	25	18	12	8
	400 - S2			195		50	40	30	18	12
	400 - S3			260		60	50	40	20	15
	500 - S4	213	540	130	250	80	60	45	22	12
	500 - S5			195		120	90	70	35	18
	500 - S6			260		180	115	90	-	-

(*) For the same hose diameter, some dimensions may vary based on the development of the spring of the desired model (see articles on the relevant page)

	SERIES	Page	Ø Disc (mm)	Spool (mm)	Drum (mm)	HOSE LENGTH (m) *						
						Ø 1/4"	Ø 3/8"	Ø 1/2"	Ø 3/4"	Ø 1"	Ø 1" 1/4	Ø 1" 1/2
GEMINI	**500 - G1**	215	540	195	250	130	85	65	30	18	-	-
	500 - G2			260		180	115	90	40	25	-	-
	600 - G3		600	260	335	200	150	110	55	32	22	15

(*) For the same hose diameter, some dimensions may vary based on the development of the spring of the desired model (see articles on the relevant page)

	SERIES	Page	Ø Disc (mm)	Spool (mm)	Drum (mm)	HOSE LENGTH (m) *			
						Ø 3/4"	Ø 1"	Ø 1" 1/4	Ø 1" 1/2
TITANO	**SPRING - T1**	216	600	400	335	35	35	18	12

(*) For the same hose diameter, some dimensions may vary based on the development of the spring of the desired model (see articles on the relevant page)

	SERIES	Page	Ø Disc (mm)	Spool (mm)	Drum (mm)	HOSE LENGTH (m) *						
						Ø 1/4"	Ø 3/8"	Ø 1/2"	Ø 3/4"	Ø 1"	Ø 1" 1/4	Ø 1" 1/2
TITANO HEAVY DUTY	**MOTOR DRIVEN - T2**	218	540	400	250	280	180	130	80	40	-	-
	MOTOR DRIVEN - T3				335	200	140	100	55	30	20	15
	MOTOR DRIVEN - T4	219	680	400	250	-	-	-	130	75	-	-
	MOTOR DRIVEN - T5				335	-	-	-	100	65	50	30
	MOTOR DRIVEN - T6			600		-	-	-	180	90	75	50

(*) For the same hose diameter, some dimensions may vary based on the development of the spring of the desired model (see articles on the relevant page)

AUTOMATIC REWIND, SPRING - DRIVEN HOSE REELS

Standard series Ø max 1/2" - up to 20 m length
Ø max 3/8" - up to 25 m length

Automatic rewind, spring-driven hose reel, **standard series,** in painted steel or in stainless steel AISI 304, suitable for hoses of max 20 m length (ø hose 1/2") or max 25 m length (ø hose 3/8").
The wetted parts of the painted steel models on demand can also be replaced by stainless steel parts.
The hose reel is supplied without hoses and can be used with hoses for the supply of oils, antifreeze, grease, compressed air and water.
Please see catalogue pages 172 and 173 for the selection of the required hoses.
On demand the hose reels can also be supplied with a **spring brake kit**; please add suffix **"/HB"** to the article number (f. ex. 37115/HB)

Art.no. **39535**
Art.no. **39502**

Art.no. **39600**
Art.no. **39601**

Atex
Ex
II 2 G

On demand the stainless steel hose reels can also be supplied in accordance with directive ATEX 2014/34/EU– group II – category 2.

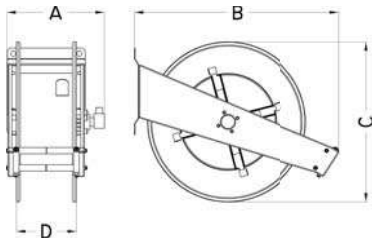

Art.no.	Material	Max working pressure	Connection threads IN - OUT	Internal diameter swivel joint	Max diameter hose	Max length hose	Suitable pivoting wall bracket	Included swivel joint	Dimensions (A-B-C) (mm)	Spool width (D)	Weight
37115	Painted steel	600 bar	1/2" (M) - 1/2" (F)	10 mm	1/2"	15 m	39535	9951	215x570x430	120 mm	14 Kg
37120					1/2"	20 m	39502		245x570x430	150 mm	18 Kg
37125					3/8"	25 m	39502				19 Kg
38200	Stainless steel AISI 304	200 bar			1/2"	15 m	39600	9968	215x570x430	120 mm	14 Kg
38210					3/8"	25 m	39601		245x570x430	150 mm	19 Kg
38300					1/2"	20 m	39601				18 Kg

AUTOMATIC REWIND, SPRING - DRIVEN HOSE REELS

Enclosed series Ø max 1/2" - up to 20 m length
Ø max 3/8" - up to 25 m length

Automatic rewind, spring-driven hose reel, **enclosed series,** in painted steel or in stainless steel AISI 304, suitable for hoses of max 20 m length (ø hose 1/2") or max 25 m length (ø hose 3/8"). The wetted parts of the painted steel models on demand can also be replaced by stainless steel parts. The hose reel is supplied without hoses and can be used with hoses for the supply of oils, antifreeze, grease, compressed air and water.
Please see catalogue pages 172 and 173 for the selection of the required hoses.
On demand the hose reels can also be supplied with a **spring brake kit**; please add suffix **"/HB"** to the article number (f. ex. 35300/HB)
Please note: the spring brake kit is available only for art.nos. 35300-38310.

Art.no. **39507**

Art.no. **39508**

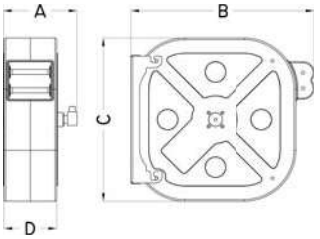

Art.no.	Material	Max working pressure	Connection threads IN - OUT	Internal diameter swivel joint	Max diameter hose	Max length hose	Suitable pivoting wall bracket	Included swivel joint	Dimensions (A-B-C) (mm)	Spool width (D)	Weight
35300	Painted steel	600 bar	1/2" (M) - 1/2" (F)	10 mm	1/2"	15 m	39507	9951	215x530x470	120 mm	26 Kg
35400		600 bar	1/2" (M) - 1/2" (F)	10 mm	1/2"	20 m			245x530x470	150 mm	27 Kg
35300B		100 bar	1" (M) - 3/4" (F)	20 mm	3/4"	8 m		9970			26 Kg
35600		600 bar	1/2" (M) - 1/2" (F)	10 mm	3/8"	25 m		9951			29 Kg
38330	Stainless steel AISI 304	100 bar	1" (M) - 3/4" (F)	20 mm	3/4"	8 m	39508	9970	245x530x470	150 mm	26 Kg
38310		200 bar	1/2" (M) - 1/2" (F)	10 mm	1/2"	15 m		9968	215x530x470	120 mm	26 Kg
38320		200 bar	1/2" (M) - 1/2" (F)	10 mm	1/2"	20 m			245x530x470	150 mm	27 Kg
38340		200 bar	1/2" (M) - 1/2" (F)	10 mm	3/8"	25 m					29 Kg

AUTOMATIC REWIND, SPRING - DRIVEN HOSE REELS

Adjustable arms series Ø max 1/2" – up to 25 m length

Automatic rewind, spring-driven hose reel, **adjustable arms series,** in painted steel or in stainless steel AISI 304, suitable for hoses of max 25 m length and max diameter of 1/2". The hose reel is supplied without hoses and can be used with hoses for the supply of oils, antifreeze, grease, compressed air and water.
The wetted parts of the painted steel models on demand can also be replaced by stainless steel parts .
Please see catalogue pages 172 and 173 for the selection of the required hoses.
On demand the hose reels can also be supplied with a **spring brake kit**; please add suffix **"/HB"** to the article number (f. ex. 37114/HB)

Art.no. **39535**
Art.no. **39502**

Art.no. **39600**
Art.no. **39601**

Atex
II 2 G

On demand the stainless steel hose reels can also be supplied in accordance with directive ATEX 2014/34/EU– group II – category 2.

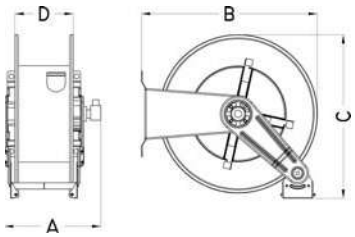

Art.no.	Material	Max working pressure	Connection threads IN - OUT	Internal diameter swivel joint	Max diameter hose	Max length hose 3/8" - 1/2"	Suitable pivoting wall bracket	Included swivel joint	Dimensions (A-B-C) (mm)	Spool width (D)	Weight
37115B	Painted steel	600 bar	1/2" (M) - 1/2" (F)	10 mm	1/2"	15 m	39535	9951	240x560x450	120 mm	12 kg
37114						20 m -15 m					15 kg
37120B						25 m –20 m	39502		270x560x450	150 mm	16 kg
37125B						25 m			303x560x450	200 mm	19 kg
37118 37130	Stainless steel AISI 304	200 bar				15 m	39600	9968	240x560x450	120 mm	12 kg
37157						20 m -15 m					15 kg
37119 37140						25 m –20 m	39601		270x560x450	150 mm	16 kg
37153						25 m			303x560x450	200 mm	19 kg

AUTOMATIC REWIND, SPRING - DRIVEN HOSE REELS

Adjustable arms series Ø max 1/2" – up to 40 m length

Automatic rewind, spring-driven hose reel, **adjustable arms series,** in painted steel or in stainless steel AISI 304, suitable for hoses of max 40 m length (ø hose max.1/2").
The hose reel is supplied without hoses and can be used with hoses for the supply of oils, antifreeze, grease, compressed air and water.
The wetted parts of the painted steel models on demand can also be replaced by stainless steel parts .
Please see catalogue pages 172 and 173 for the selection of the required hoses.
On demand the hose reels can also be supplied with a **spring brake kit**; please add suffix **"/HB"** to the article number (f. ex. 36470/HB)

Art.no. **39505**

Art.no. **39605**

Atex
II 2 G

On demand the stainless steel hose reels can also be supplied in accordance with directive ATEX 2014/34/EU– group II – category 2.

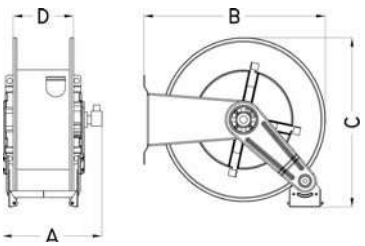

Art.no.	Material	Max working pressure	Connection threads IN - OUT	Internal diameter swivel joint	Max diameter hose	Max length hose	Suitable pivoting wall bracket	Included swivel joint	Dimensions (A-B-C) (mm)	Spool width (D)	Weight
36471	Painted steel	600 bar	1/2" (M) - 1/2" (F)	10 mm	1/2"	30 m	39505	9951	370x590x600	150 mm	25 kg
36470						35 m					26 kg
36472						40 m					30 kg
37158	Stainless steel AISI 304	200 bar				30 m	39605	9968			25 kg
37142						35 m					26 kg
37159						40 m					30 kg

AUTOMATIC REWIND, SPRING - DRIVEN HOSE REELS

Adjustable arms series with twin spring Ø max 1/2" – up to 60 m length

Automatic rewind, spring-driven hose reel, **adjustable arms series with twin spring,** in painted steel or in stainless steel AISI 304, suitable for hoses of max 60 m (ø hose max.1/2").
The hose reel is supplied without hoses and can be used with hoses for the supply of oils, antifreeze, grease, compressed air and water at low and high pressure.
Please see catalogue pages 172 and 173 for the selection of the required hoses.
On demand the hose reels can also be supplied with a **spring brake kit**; please add suffix **"/HB"** to the article number (f. ex. 36480/HB)





Atex
II 2 G

On demand the stainless steel hose reels can also be supplied in accordance with directive ATEX 2014/34/EU– group II – category 2.

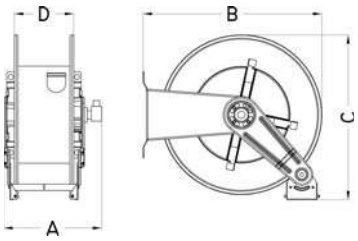

Art.no.	Material	Max working pressure	Connection threads IN - OUT	Internal diameter swivel joint	Max diameter hose	Max length hose	Included swivel joint	Dimensions (A-B-C) (mm)	Spool width (D)	Weight
36480	Painted steel	600 bar	1/2" (M) - 1/2" (F)	10 mm	1/2"	60 m	9951	650x650x600	400 mm	50 Kg
37147	Stainless steel AISI 304	200 bar					9968			

AUTOMATIC REWIND, SPRING - DRIVEN HOSE REELS

Adjustable arms series with triple spring Ø max 1/2" – up to 100 m length

Automatic rewind, spring-driven hose reel, **adjustable arms series with triple spring,** in painted steel or in stainless steel AISI 304, suitable for hoses of max 100 m (ø hose max.1/2").
The hose reel is supplied without hoses and can be used with hoses for the supply of oils, antifreeze, grease, compressed air and water at low and high pressure.
Please see catalogue pages 172 and 173 for the selection of the required hoses.
On demand the hose reels can also be supplied with a **spring brake kit**; please add suffix **"/HB"** to the article number (f. ex. 36481/HB)



Atex
II 2 G

On demand the stainless steel hose reels can also be supplied in accordance with directive ATEX 2014/34/EU– group II – category 2.

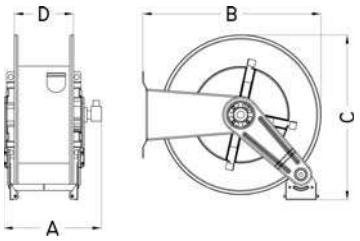

Art.no.	Material	Max working pressure	Connection threads IN - OUT	Internal diameter swivel joint	Max diameter hose	Max length hose	Included swivel joint	Dimensions (A-B-C) (mm)	Spool width (D)	Weight
36481	Painted steel	600 bar	1/2" (M) - 1/2" (F)	10 mm	1/2"	100 m	9951	650x650x590	400 mm	70 Kg
36482	Stainless steel AISI 304	200 bar					9968			

AUTOMATIC REWIND, SPRING - DRIVEN HOSE REELS

Adjustable arms series Ø max 3/4" – up to 18 m length
Ø max 1" – up to 15 m length

Automatic rewind, spring-driven hose reel, **adjustable arms series,** in painted steel or in stainless steel AISI 304, suitable for hoses of max 18 m length (ø hose 3/4") or max. 15 m length (ø hose 1").
The wetted parts of the painted steel models on demand can also be replaced by stainless steel parts .
The hose reel is supplied without hoses and can be used with hoses for the supply of oils, antifreeze, diesel, compressed air and water.
Please see catalogue pages 172 and 173 for the selection of the required hoses.
On demand the hose reels can also be supplied with a **spring brake kit**; please add suffix **"/HB"** to the article number (f. ex. 36200B/HB)

Art.no. **39502**
Art.no. **39500**

Art.no. **39602**
Art.no. **39601**

Atex
II 2 G

On demand the stainless steel hose reels can also be supplied in accordance with directive ATEX 2014/34/EU– group II – category 2.

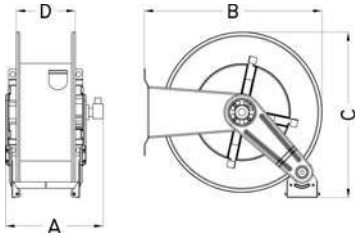

Art.no.	Material	Max working pressure	Connection threads IN - OUT	Internal diameter swivel joint	Max diameter hose	Max length hose 3/4" - 1"	Suitable pivoting wall bracket	Included swivel joint	Dimensions (A-B-C) (mm)	Spool width (D)	Weight
36200B	Painted steel	100 bar	1" (M) - 1" (F)	20 mm	1"	10 m – 8 m	39502	9970	270x500x490	150 mm	14 kg
36215						15 m -12 m			305x490x490	200 mm	22 kg
36800						18 m -15 m	39500		505x530x500	300 mm	24 kg
37150	Stainless steel AISI 304					10 m - 8 m	39601		270x500x490	150 mm	14 kg
37155						15 m -12 m			305x490x490	200 mm	22 kg
37160						18 m -15 m	39602		505x530x500	300 mm	24 kg

AUTOMATIC REWIND, SPRING - DRIVEN HOSE REELS

Adjustable arms series with twin spring Ø max 3/4" – up to 30 m length
Ø max 1" – up to 20 m length

Automatic rewind, spring-driven hose reel, **adjustable arms series with twin spring,** in painted steel or in stainless steel AISI 304, suitable for hoses of max 30 m length (ø hose 3/4") or max. 20 m length (ø hose 1").
The wetted parts of the painted steel models on demand can also be replaced by stainless steel parts .
The hose reel is supplied without hoses and can be used with hoses for the supply of oils, diesel, compressed air and water.
Please see catalogue pages 172 and 173 for the selection of the required hoses. On demand the hose reels can also be supplied with a **spring brake kit**; please add suffix **"/HB"** to the article number (f. ex. 36425/HB)



Art.no. **39505**
Art.no. **39500**

Art.no. **39605**
Art.no. **39602**

Atex
II 2 G

On demand the stainless steel hose reels can also be supplied in accordance with directive ATEX 2014/34/EU– group II – category 2.

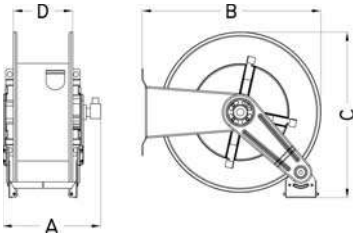

Art.no.	Material	Max working pressure	Connection threads IN - OUT	Internal diameter swivel joint	Max diameter hose	Max length hose 3/4" - 1"	Suitable pivoting wall bracket	Included swivel joint	Dimensions (A-B-C) (mm)	Spool width (D)	Weight
36475	Painted steel	100 bar	1" (M) - 1" (F)	20 mm	1"	20 m - 15 m	39505	9970	270x600x590	150 mm	27 kg
36473						25 m - 18 m			370x640x600	200 mm	30 kg
36425						30 m - 20 m	39500		450x540x600	300 mm	38 kg
37143	Stainless steel AISI 304					20 m - 15 m	39605		270x600x590	150 mm	27 kg
37161						25 m - 18 m			370x640x600	200 mm	30 kg
37162						30 m - 20 m	39602		450x540x600	300 mm	38 kg

AUTOMATIC REWIND, SPRING - DRIVEN HOSE REELS

Adjustable arms series with twin spring

Ø max 3/4" – up to 50 m length
Ø max 1" – up to 30 m length

Automatic rewind, spring-driven hose reel, **adjustable arms series with twin spring,** in painted steel or in stainless steel AISI 304, suitable for applications with high delivery rates and for hoses of max 50 m length (ø hose 3/4") or max. 30 m length (ø hose 1").
The hose reel is supplied without hoses and can be used with hoses for the supply of oils, antifreeze, grease, compressed air and water.
Please see catalogue pages 172 and 173 for the selection of the required hoses.
On demand the hose reels can also be supplied with a **spring brake kit**; please add suffix **"/HB"** to the article number (f. ex. 36485/HB)



Atex
II 2 G

On demand the stainless steel hose reels can also be supplied in accordance with directive ATEX 2014/34/EU– group II – category 2.

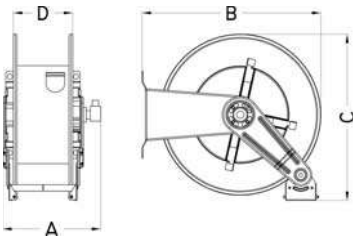

Art.no.	Material	Max working pressure	Connection threads IN - OUT	Internal ø swivel joint	Max diameter hose	Max length hose	Included swivel joint	Dimensions (A-B-C) (mm)	Spool width (D)	Weight
36485	Painted steel	100 bar	1" (M) - 1" (F)	20 mm	3/4"	40 m	9970	650x650x590	400 mm	50 kg
36483						50 m				52 kg
36484					1"	30 m				50 kg
37148	Stainless steel AISI 304				3/4"	40 m				50 kg
37156						50 m				52 kg
37163					1"	30 m				50 kg

AUTOMATIC REWIND, SPRING - DRIVEN HOSE REELS

Adjustable arms series Ø max 1 1/4" – up to 20 m length
Ø max 1 1/2" – up to 15 m length

Automatic rewind, spring-driven hose reel, **adjustable arms series**, in painted steel or in stainless steel AISI 304, suitable for applications with high delivery rates and for hoses of max 20 m length (ø hose 1 1/4") or max. 15 m length (ø hose 1 1/2").
The hose reel is supplied without hoses and can be used with hoses for the supply of oils, diesel, compressed air and water. From the inlet swivel joint the fluid flows through an interchangeable hose connection adapter assembly on which the hose is mounted (standard version galvanized steel, available **on demand also in stainless steel AISI 304 or AISI 316).**
Please see catalogue pages 172 and -173 for the selection of the required hoses.
On demand the hose reels can also be supplied with a **spring brake kit**; please add suffix **"/HB"** to the article number (f. ex. 36217/HB)

Atex
II 2 G

On demand the stainless steel hose reels can also be supplied in accordance with directive ATEX 2014/34/EU– group II – category 2.

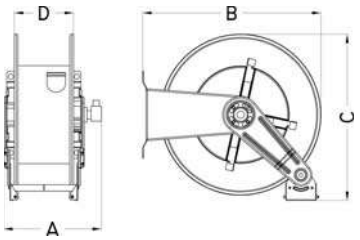

Art.no.	Material	Max working pressure	Connection threads IN - OUT	Internal ø swivel joint	Max diameter hose	Max length hose	Included swivel joint	Dimensions (A-B-C) (mm)	Spool width (D)	Weight
36217	Painted steel	20 bar	1 1/4" (M) 1 1/4" (M)	25 mm	1 1/4"	8 m	9980	430x500x490	200 mm	18 kg
36445						20 m		590x670x670	400 mm	49 kg
36213			1 1/4" (M) 1 1/2" (M)	32 mm	1 1/2"	15 m	9849			50 kg
36218	Stainless steel AISI 304		1 1/4" (M) 1 1/4" (M)	25 mm	1 1/4"	8 m	9946	430x500x490	200 mm	18 kg
36212						20 m		590x670x670	400 mm	49 kg
37151			1 1/4" (M) 1 1/2" (M)	32 mm	1 1/2"	15 m	9945			50 kg

AUTOMATIC REWIND, SPRING - DRIVEN HOSE REELS

Heavy duty series Ø 1/2" - up to 40 m length

Automatic rewind, spring-driven hose reel, **heavy duty series,** in painted steel or in stainless steel AISI 304, suitable for hoses of max 40 m length (ø hose 1/2").
The art.n. 37145 is equipped with a twin spring for a convenient hose rewind.
The hose reel is supplied without hoses and can be used with hoses for the supply of oils, antifreeze, diesel, compressed air and water at low pressure.
Please see catalogue pages 172 and 173 for the selection of the required hoses.
On demand the hose reels can also be supplied with a **spring brake kit**; please add suffix **"/HB"** to the article number (f. ex. 36300/HB)

Art.no. **39502**
Art.no. **39505**

Art.no. **39602**
Art.no. **39601**
Art.no. **39600**
Art.no. **39605**

Atex
II 2 G

On demand the stainless steel hose reels can also be supplied in accordance with directive ATEX 2014/34/EU– group II – category 2.

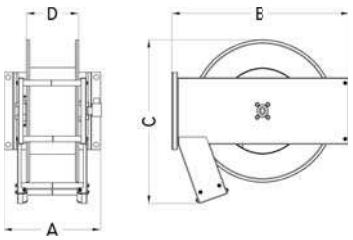

Art.no.	Material	Max working pressure	Connection threads IN - OUT	Internal diameter swivel joint	Max diameter hose	Max length hose	Suitable pivoting wall bracket	Included swivel joint	Dimensions (A-B-C) (mm)	Spool width (D)	Weight
36150	Painted steel	600 bar	1/2" (M) – 1/2" (F)	10 mm	1/2"	20 m	39502	9951	295x530x500	150 mm	21 Kg
36300				12 mm		25 m	39505		387x530x500	250 mm	36 Kg
38350	Stainless steel AISI 304	200 bar		10 mm		15 m	39600	9968	243x530x500	120 mm	21 Kg
38400						20 m	39601		295x530x500	150 mm	21 Kg
37141				12 mm		25 m	39605		387x530x500	250 mm	26 Kg
37145						40 m	39602		445x530x500	300 mm	36 Kg

AUTOMATIC REWIND, SPRING - DRIVEN HOSE REELS

Heavy duty series Ø max 3/4" - up to 25 m length
Ø max 1" - up to 25 m length

Automatic rewind, spring-driven hose reel, **heavy duty series,** in painted steel or in stainless steel AISI 304, suitable for hoses of max 25 m length.
The art.no. 36400 is equipped with a twin spring for a convenient hose rewind.
The hose reel is supplied without hoses and can be used with hoses for the supply of oils, antifreeze, diesel, compressed air and water at low pressure.
Please see catalogue pages 172 and 173 for the selection of the required hoses.
On demand the hose reels can also be supplied with a **spring brake kit**; please add suffix **"/HB"** to the article number (f. ex. 36100/HB)

Art.no. **39502**
Art.no. **39500**

Art.no. **39602**
Art.no. **39601**
Art.no. **39608**

Atex
II 2 G

On demand the stainless steel hose reels can also be supplied in accordance with directive ATEX 2014/34/EU– group II – category 2.

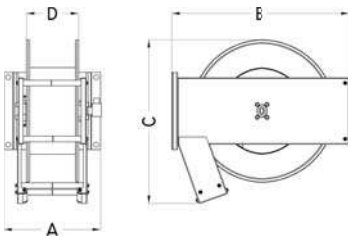

Art.no.	Material	Max working pressure	Connection threads IN - OUT	Internal diameter swivel joint	Max diameter hose	Max length hose 3/4" - 1"	Suitable pivoting wall bracket	Included swivel joint	Dimensions (A-B-C) (mm)	Spool width (D)	Weight
36200	Painted steel	100 bar	1" (M) - 1" (F)	20 mm	1"	12 m - 8 m	39502	9970	295x530x500	150 mm	21 Kg
36100						18 m - 15 m	39500		440x530x500	300 mm	24 Kg
36400						25 m	-		500x530x540	400 mm	36 Kg
38360	Stainless steel AISI 304					12 m - 8 m	39601		295x530x500	150 mm	21 Kg
38361						18 m - 15 m	39602		440x530x500	300 mm	24 Kg
37146						25 m	39608		500x530x540	400 mm	36 Kg

PAINTED STEEL MANUAL HOSE REELS

LS series Ø max 1/2" up to 50 m length and Ø 1" up to 20 m length

Art.no. **38150 - 38160 - 38155 - 38165**

Manual, hand crank hose reel, **LS series**, in painted steel, suitable for hoses of max 50 m length in 1/2".

The hose reel is supplied without hoses and can be used with hoses for the supply of oils, antifreeze, grease, compressed air and water at low and high pressure.

Please see catalogue pages 172 and 173 for the selection of the required hoses.

Art.no. **39535**
Art.no. **39502**

Art.no. **38180**

Manual, hand crank hose reel, **LS series,** in painted steel, suitable for hoses of max 12 m length in 1" or max 15 m length in 3/4".

The hose reel is supplied without hoses and can be used with hoses for the supply of diesel, compressed air and water at low pressure.

Please see catalogue pages 172 and 173 for the selection of the required hoses.

Art.no. **39604**

Art.no. **38190**

Manual, hand crank hose reel, **LS series,** in painted steel, suitable for hoses of max 20 m length in 1" or max 25 m length in 3/4".

The hose reel is supplied without hoses and can be used with hoses for the supply of diesel, compressed air and water at low pressure.

Please see catalogue pages 172 and 173 for the selection of the required hoses.

Art.no.	Max working pressure	Connection threads IN - OUT	Internal diameter swivel joint	Max diameter hose	Max length hose 1/4" – 3/8" – 1/2"	Spool width	Suitable pivoting wall bracket	Included swivel joint	Weight	Dimensions (LxWxH) (mm)
38150	600 bar	1/2" (M) - 1/2" (F)	10 mm	1/2"	25 m - 20 m - 15 m	120 mm	39535	9951	8 kg	280 x 530 x 480
38160					50 m - 35 m - 25 m	150 mm	39502		9 kg	
38155					70 m - 50 m - 35 m	200 mm	39604		12 kg	320 x 530 x 480
38165					100 m - 70 m - 50 m	400 mm	-		15 kg	

Art.no.	Max working pressure	Connection threads IN - OUT	Internal diameter swivel joint	Max diameter hose	Max length hose 3/4" – 1"	Spool width	Suitable pivoting wall bracket	Included swivel joint	Weight	Dimensions (LxWxH) (mm)
38180	100 bar	1" (M) - 1" (M)	20 mm	1"	15 m - 12 m	200 mm	39604	9970	12 kg	320 x 530 x 480
38190					25 m - 20 m	400 mm	-		15 kg	480 x 530 x 480

LSX series Ø max 1/2" up to 50 m length and Ø 1" up to 20 m length

Art.no. **38100 - 38115 - 38110 - 38130**

Manual, hand crank hose reel, **LSX series,** in stainless steel AISI 304, suitable for hoses of max. 50 m length in 1/2".

The hose reel is supplied without hoses and is recommended for the use with water at high and low pressure and with water-based fluids.

Please see catalogue pages 172 and 173 for the selection of the required hoses.

Art.no. **39600**
Art.no. **39601**

Art.no. **38120**

Manual, hand crank hose reel, **LSX series,** in stainless steel AISI 304, suitable for hoses of max. 12 m length in 1" or max. 15 m length in 3/4".

The hose reel is supplied without hoses and is recommended for the use with water at medium and low pressure and with water-based fluids.

Please see catalogue pages 172 and 173 for the selection of the required hoses.

Art.no. **39601**

Art.no. **39140**

Manual, hand crank hose reel, **LSX series,** in stainless steel AISI 304, suitable for hoses of max. 20 m length in 1" or max. 25 m length in 3/4".

The hose reel is supplied without hoses and is recommended for the use with water at medium and low pressure and with water-based fluids.

Please see catalogue pages 172 and 173 for the selection of the required hoses.

Art.no.	Max working pressure	Connection threads IN - OUT	Internal diameter swivel joint	Max diameter hose	Max length hose 1/4" – 3/8" – 1/2"	Spool width	Suitable pivoting wall bracket	Included swivel joint	Weight	Dimensions (LxWxH) (mm)
38100	200 bar	1/2" (M) - 1/2" (F)	10 mm	1/2"	25 m - 20 m - 15 m	120 mm	39600	9968	8 kg	280 x 530 x 480
38115					50 m - 35 m - 25 m	150 mm	39601		9 kg	
38110					70 m - 50 m - 35 m	200 mm	39601		12 kg	320 x 530 x 480
38130					100 m - 70 m - 50 m	400 mm	-		15 kg	

Art.no.	Max working pressure	Connection threads IN - OUT	Internal diameter swivel joint	Max diameter hose	Max length hose 3/4" – 1"	Spool width	Suitable pivoting wall bracket	Included swivel joint	Weight	Dimensions (LxWxH) (mm)
38120	100 bar	1" (M) - 1" (M)	20 mm	1"	15 m - 12 m	200 mm	39601	9970	12 kg	320 x 530 x 480
39140					25 m - 20 m	400 mm	-		15 kg	480 x 530 x 480

PAINTED STEEL AUTOMATIC REWIND SPRING-DRIVEN HOSE REELS

LS series Ø max 1/2" - up to 20 m length

Art.no. **36271**
Art.no. **36272**

LS series, automatic rewind, spring-driven hose reel, in black painted steel, suitable for hoses of max 20m length with diam. <1/2".
Reels are supplied as standard without the hose and are compatible with hoses for oil, antifreeze, grease, compressed air and water at low and high pressure.
Please see catalogue pages 172 and 173 for the selection of the required hoses.

Art.no. **39535**

Art.no. **39502**

Art.no.	Max working pressure	Connection threads IN - OUT	Internal diameter swivel joint	Max diameter hose	Max length hose	Spool width	Weight	Included swivel joint	Dimensions (LxWxH) (mm)
36271	600 bar	1/2" (M) - 1/2" (F)	10 mm	1/2"	15 m	120 mm	12 kg	39535	280x490x480
36272					20 m	150 mm	14 kg	39502	300x490x480

LS series Ø max 1" - up to 8 m length

Art.no. **36270**

LS series, automatic rewind, spring-driven hose reel, in black painted steel, suitable for hoses of max 8m length with diam. <1".
Reels are supplied as standard without the hose and are compatible with hoses for oil, antifreeze, grease, compressed air and water at low and high pressure.
Please see catalogue pages 172 and 173 for the selection of the required hoses.

Art.no. **39502**

Art.no.	Max working pressure	Connection threads IN - OUT	Internal diameter swivel joint	Max diameter hose	Max length hose	Spool width	Weight	Included swivel joint	Dimensions (LxWxH) (mm)
36270	100 bar	1" (M) - 1 (M)	20 mm	1"	8 m	150 mm	14 kg	39502	300x490x480

Art. no. **35810** - Art. no. **35815**
Art. no. **35820**
Art. no. **35812**

Automatic rewind, spring-driven hose reel, with plastic enclosure (made of nylon and polypropylene) and pivoting wall bracket, suitable for the use with compressed air and water at low pressure (temperature range: -10°C – +60°C) complete with polyurethane hose.

Inlet connection air: 1/4" BSP.
Max working pressure: 20 bar.

The **standard colour** of the enclosure is red with yellow cover. Also available in blue with red cover, in dark grey, in yellow with red cover or white with wite cover (see photos above).

Art. no.	Hose length	Hose diameter	Connection threads	Max working pressure	Weight	Dimensions (LxWxH) (mm)
35810	10 m	8 x 12 mm	M 1/4" BSP	20 bar	8.1 Kg	220x310x380
35815	15 m				8.2 Kg	
35820	20 m				8.4 Kg	
35812	10 m	10 x 14 mm	M 3/8" BSP		8.2 Kg	

Art.no. **39400**

Automatic rewind, spring-driven hose reel, in painted steel, provided for the installation of max 10 m – twin hose in 1/2", with hose inlet connection fittings.

The hose reel is supplied without hoses and can be used with twin hoses (blue - red) for welding gases oxygen and acetylene in SBR/EPDM according to norm EN 559:1994.

Art.no. **39410**

Automatic rewind, spring-driven hose reel, in stainless steel AISI 304, provided for the installation of max 10 m – twin hose in 1/2", with hose inlet connection fittings.

The hose reel is supplied without hoses and can be used with twin hoses (blue - red) for welding gases oxygen and acetylene in SBR/EPDM according to norm EN 559:1994.

Art.no. **39410**
Version with stainless steel body

Art.no.	Hose reel material	Max working pressure	Connection threads IN - OUT	Max length hose	Max operating temperature	Weight	Dimensions (LxWxH) (mm)
39400	Painted steel	200 bar	1/2" BSP (M-F)	10 m	90°C	18 kg	280x610x640
39410	Stainless steel AISI 304						

Art.no. **39420**

Automatic rewind, spring-driven hose reel, in painted steel, with 20 m – twin hose (blue - red) in 5/16" - 2 x 8 mm for welding gases oxygen and acetylene (in SBR/EPDM according to norm EN 559:1994 max 20 bar - 90°C), hose inlet connection fittings, shaft and swivel joint in brass; suitable to connect welding equipment.

On demand also available in stainless steel AISI 304.

Art.no.	Hose reel material	Max working pressure	Connection threads IN - OUT	Max length hose	Spool width	Weight	Dimensions (LxWxH) (mm)
39420	Painted steel	20 bar	3/8" BSP (F-F)	20 m	150 mm	32 kg	280x610x640

NEW HORIZONS OF THE DIGITAL TRANSITION

The range of hose reels is enriched by a new modular generation that can be managed intelligently with smart solutions.
These new hose reels combined with the OMPI electronic monitoring systems fall **within the regulation related to process control systems.**

MANUAL AND SPRING DRIVEN

01	02	03	04	05	06	07	08
_	_	_	_	_	_	_	_

Model

ANDROMEDA	A
ANDROMEDA SG	ASG
ORION RD	O
ORION SG	OSG
ORION HEAVY DUTY	OP
ORION HEAVY DUTY SG	OPSG
ORION EASY	OE
TITANO HEAVY DUTY WITH REINFORCED SPRING	T

Material

Painted steel	F
Stainless steel	X

Disc diameter

Ø 434 mm	4
Ø 540 mm	5
Ø 600 mm	6

Drum diameter

Ø 250 mm	2
Ø 335 mm	3

Spool width

130 mm	13
195 mm	19
260 mm	26
400 mm	40

Spring

15	15 m
20	20 m
25	25 m
25H50	25 m H50
35	35 m
- -	MANUAL DRIVEN

Suitable for

0	1/4" - 3/8" -1/2"
1	3/4" - 1"
2	1 1/4"
3	1 1/2"

Special models

BP	LONG GAP MODEL SUITABLE FOR LOW PRESSURE HOSES
MR	HANDLES AND WHEELS FOR ORION HEAVY DUTY
IR	HORIZONTAL HANDLE AND WHEELS FOR ORION HEAVY DUTY
HBA	HYDRAULIC BRAKE

EXAMPLE OF SPRING DRIVEN REEL CODE:

AX5326351: Andromeda hose reel **(A)** made of stainless steel **(X)** Ø 540 disc **(5)**, Ø 335 drum **(3)**, 260 mm spool width **(26)**, 35 m spring **(35)** and suitable for 3/4"-1" hoses **(1)**.

EXAMPLE OF MANUAL DRIVEN REEL CODE:

OPF52190IR : Orion Heavy duty hose reel **(OP)** made of painted steel **(F)** Ø 540 disc **(5)**, Ø 260 drum **(2)**, 195 mm spool width **(19)**, suitable for 1/4"-3/8" – 1/2" hoses **(0)** with wheels and horizontal handle **(IR)**.

MOTOR DRIVEN HOSE REELS

01	02	03	04	05	06	07	08
_	_	_	_	_	_	_	_

Model

SIRIO	S
SIRIO V BRUSHLESS	SV
SIRIO COMPACT	SC
GEMINI	G
TITANO	T

Material

Painted steel	F
Stainless steel	X

Power supply voltage

12VDC	12
24VDC	24
230VDC	23
PNEUMATIC	PN
WITHOUT POWER SUPPLY	SGA

Disc diameter

Ø 434 mm	4
Ø 540 mm	5
Ø 600 mm	6

Drum diameter

2	Ø 250 mm
3	Ø 335 mm

Spool width

13	130 mm
19	195 mm
26	260 mm
40	400 mm
60	600 mm

Suitable for

0	1/4" - 3/8" -1/2"
1	3/4" - 1"
2	1 1/4"
3	1 1/2"

Special models

ID	SIRIO hydraulic version

EXAMPLE OF MOTOR DRIVEN REEL CODE:

SF2442130: SIRIO hose reel **(S)** made of painted steel **(F)**, with 24VDC power supply **(24)**, Ø 434 disc **(4)**, Ø 260 drum **(2)**, 130 mm spool width **(13)** and suitable for 1/4" – 3/8" – 1/2" hoses **(0)**.

OMPI presents HOVATG®, the hose guide for the orderly rewinding of the hose on the reel drum.



- Optimization of spaces during hose rewinding which assures a longer service life.
- Can also be assembled later on the new predisposed ANDROMEDA and ORION models (SG).
- Protects the operator in case of accidental releases.
- A single hose guide model for all hose diameters from Ø 1/4" to Ø 1".
- As standard it is supplied in AISI 304 stainless steel, on request in AISI 316.

The hose guide is driven by a belt transmission (for ANDROMEDA models) or a chain transmission (for ORION, SIRIO, TITANO, GEMINI models) which allows for easy sliding, guiding the retraction of the hose.



CONFIGURATION
Ø 1/4"- Ø 1/2"



CONFIGURATION
Ø 3/4"- Ø 1"

To position the hose, simply unfasten the screws (A) to configure the hose guide to accommodate 1/4" - 1/2" hoses or 3/4"- 1" hoses.

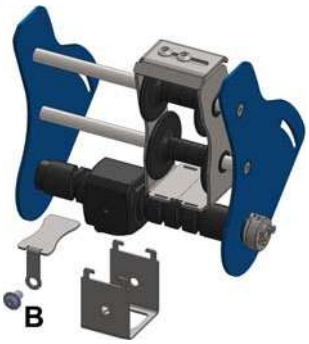

For positioning the hose guide just unfasten the screw (B) to release the front panel from the constraint of threaded pin and rotate the mother bolt in the desired position.

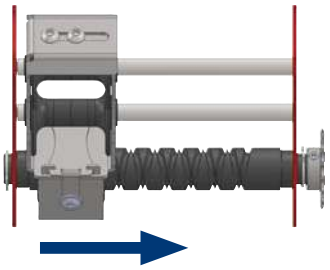

The hose guide is supplied in the above position and already configured to follow the correct direction on first use.

The new **ANDROMEDA** hose reel line has been designed focussing on improving the technical aspects of our previous models. The completely renewed modular design allows for vast choice of models and **adds the NOVATG® automatic hose guide** that allows for the orderly rewinding of the hose.

It can also be integrated later with the hydraulic **HBA** brake kit inserted directly on the guide arm (see image C below), which safely controls the reel rewind speed.

3 VERSIONS AVAILABLE

- **Painted steel;**
- **Aisi 304;**
- **Aisi 316**

Greater security for the operator thanks to location of the spring "C" within the group disc/drum "B2"



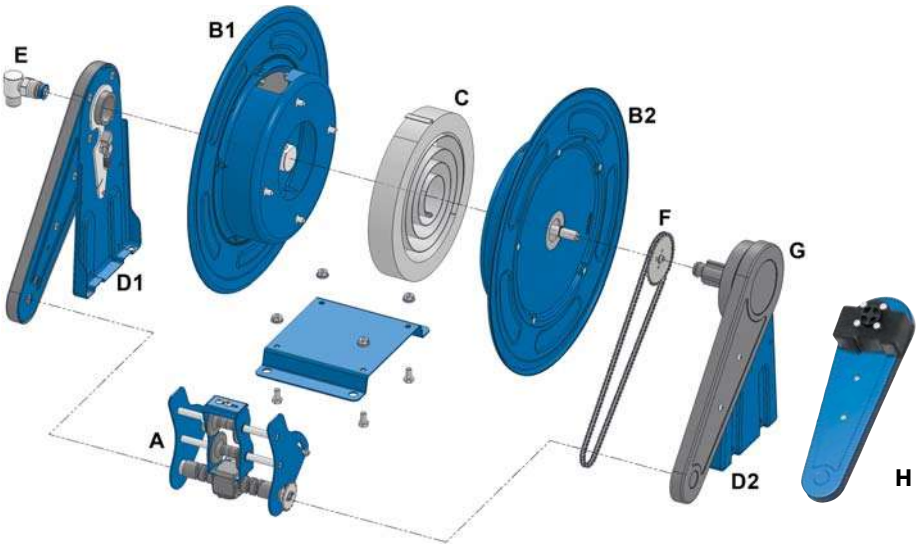

LEGEND

A	NOVATG® hose guide
B1	Hose exit side disc/drum assembly
B2	Spring side disc/drum assembly
C	Spring
D1	Swivel side base arm
D2	Spring side base arm
E	Swivel joint
F	Drive
G	Guide arm cover
H	HBA hydraulic brake



FREE ORIENTATION OF THE GUIDE ARMS

HYDRAULIC BRAKE KIT HBA REWIND CONTROL

OPTIONAL

HBA Spring brake hydraulic kit / PATENTED

Safety device for a controlled rewinding of the hose.

Restrains the hose in case of accidental releases, lowering risks for the operator.

Patent no. 0001426967

(C) BRAKE KIT COMPOSITION



A	Guide arm cover
B	HBA Hydraulic brake

WITH HOSE GUIDE

HOSE GUIDE KIT NOVA TG®

400 SERIES - A1 Ø Disc 434 mm - Spool 130 mm - Drum 250 mm

	Art.no. WITH HOSE GUIDE	Max. pressure joint	Connection threads IN - OUT	Spring	Max diameter hose	Max length hose (m)	Pivoting wall bracket	Swivel joint *
PAINTED STEEL	AF4213150	600 bar **	1/2"(M)-1/2"(F)	15m	1/4"- 3/8"- 1/2"	15	39535	9951
	AF4213200			20m	1/4"- 3/8" / 1/2"	20		
	AF4213250			25m	1/4"- 3/8"	25		
	AF4213151	100 bar	1"(M)-3/4"(F)	15m	3/4"	12		9970
					1"	6		
AISI 304 STAINLESS STEEL	AX4213150	200 bar **	1/2"(M)-1/2"(F)	15m	1/4"- 3/8"- 1/2"	15	39600	9968
	AX4213200			20m	1/4"- 3/8" / 1/2"	20		
	AX4213250			25m	1/4"- 3/8"	25		
	AX4213151	100 bar	1"(M)-3/4"(F)	15m	3/4"	12		9970
					1"	6		

400 SERIES - A2 Ø Disc 434 mm - Spool 195 mm - Drum 250 mm

	Art.no. WITH HOSE GUIDE	Max. pressure joint	Connection threads IN - OUT	Spring	Max diameter hose	Max length hose (m)	Pivoting wall bracket	Swivel joint *
PAINTED STEEL	AF4219200	600 bar **	1/2"(M)-1/2"(F)	20m	1/4" - 3/8" -1/2"	20	15001	9951
	AF4219250			25m	1/4" - 3/8" -1/2"	25		
	AF4219151	100 bar	1"(M)-3/4"(F)	15m	3/4"	15		9970
					1"	10		
AISI 304 STAINLESS STEEL	AX4219200	200 bar **	1/2"(M)-1/2"(F)	20m	1/4" - 3/8" -1/2"	20	50001	9968
	AX4219250			25m	1/4" - 3/8" -1/2"	25		
	AX4219151	100 bar	1"(M)-3/4"(F)	15m	3/4"	15		9970
					1"	10		

400 SERIES - A3 Ø Disc 434 mm - Spool 260 mm - Drum 250 mm

	Art.no. WITH HOSE GUIDE	Max. pressure joint	Connection threads IN - OUT	Spring	Max diameter hose	Max length hose (m)	Pivoting wall bracket	Swivel joint[1)]
PAINTED STEEL	AF4226201	100 bar	1"(M)-3/4"(F)	20m	3/4"	20	15002	9970
	AF4226151			15m	1"	15		
AISI 304 STAINLESS STEEL	AX4226201	100 bar	1"(M)-3/4"(F)	20m	3/4"	20	50002	9970
	AX4226151			15m	1"	15		

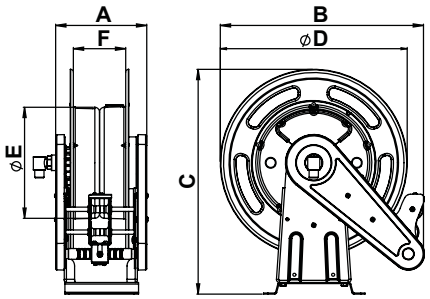

*) The reels in painted steel are equipped with mineral oil compatible swivel joint gaskets. The hose reels in stainless steel come with water-compatible Viton® swivel joint gaskets.
See pages 227 for the complete range of swivel joints with gaskets compatible with other liquids.

**) When ordering, specify whether or not the application implies the use of low pressure hoses (see page 226 regarding the splitting of the roller).

DIMENSIONS AND PACKAGING

Art.no.	D (mm)	F (mm)	E (mm)	A-B-C (mm)	Packaging dimensions (mm)	Weight (kg)
A1	434	130	250	212x474x522	600x370x620	15
A2	434	195	250	276x474x523	600x370x620	19
A3	434	260	250	339x474x523	560x490x560	21

WITH HOSE GUIDE

NOVA TG® HOSE GUIDE KIT

500 SERIES - A4 Ø Disc 540 mm - Spool 130 mm - Drum 250 mm

	Art.no. WITH HOSE GUIDE	Max. pressure joint	Connection threads IN - OUT	Spring	Max diameter hose	Max length hose (m)	Pivoting wall bracket	Swivel joint*
PAINTED STEEL	AF5213200	600 bar **	1/2"(M)-1/2"(F)	20m	1/4"-3/8"-1/2"	20	39535	9951
	AF5213250			25m		25		
	AF5213201	100 bar	1"(M)-3/4"(F)	20m	3/4"	20		9970
					1"	12		
AISI 304 STAINLESS STEEL	AX5213200	200 bar **	1/2"(M)-1/2"(F)	20m	1/4"-3/8"-1/2"	20	39600	9968
	AX5213250			25m		25		
	AX5213201	100 bar	1"(M)-3/4"(F)	20m	3/4"	20		9970
					1"	12		

500 SERIES - A5 Ø Disc 540 mm - Spool 195 mm - Drum 250 mm

	Art.no. WITH HOSE GUIDE	Max. pressure joint	Connection threads IN - OUT	Spring	Max diameter hose	Max length hose (m)	Pivoting wall bracket	Swivel joint*
PAINTED STEEL	AF521925H501	100 bar	1"(M)-3/4"(F)	25mH50	3/4"	25	15001	9970
	AF5219201			20m	3/4"	20		
					1"	18		
AISI 304 STAINLESS STEEL	AX521925H501	100 bar	1"(M)-3/4"(F)	25mH50	3/4"	25	50001	9970
	AX5219201			20m	3/4"	20		
					1"	18		

500 SERIES - A6 Ø Disc 540 mm - Spool 260 mm - Drum 250 mm

	Art.no. WITH HOSE GUIDE	Max. pressure joint	Connection threads IN - OUT	Spring	Max diameter hose	Max length hose (m)	Pivoting wall bracket	Swivel joint*
PAINTED STEEL	AF522625H501	100 bar	1"(M)-3/4"(F)	25mH50	3/4" - 1"	25	15002	9970
AISI 304 STAINLESS STEEL	AX522625H501	100 bar	1"(M)-3/4"(F)	25mH50	3/4" - 1"	25	50002	9970

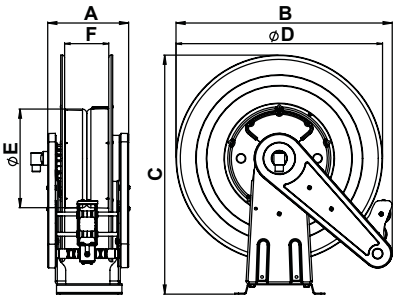

*) The reels in painted steel are equipped with mineral oil compatible swivel joint gaskets. The hose reels in stainless steel come with water-compatible Viton® swivel joint gaskets.
See pages 227 for the complete range of swivel joints with gaskets compatible with other liquids.

**) When ordering, specify whether or not the application implies the use of low pressure hoses (see page 226 regarding the splitting of the roller).

DIMENSIONS AND PACKAGING

Art.no.	D (mm)	F (mm)	E (mm)	A-B-C (mm)	Packaging dimensions (mm)	Weight (kg)
A4	540	130	250	212x565x625	700x370x700	20
A5	540	195	250	281x565x626	700x420x660	22
A6	540	260	250	346x565x626	700x420x660	23

WITH HOSE GUIDE

NOVA TG® HOSE GUIDE KIT



500 SERIES - A7 Ø Disc 540 mm - Spool 130 mm - Drum 335 mm

	Art.no. WITH HOSE GUIDE	Max. pressure joint	Connection threads IN - OUT	Spring	Max diameter hose	Max length hose (m)	Pivoting wall bracket	Swivel joint*
PAINTED STEEL	AF5313200	600 bar **	1/2"(M)-1/2"(F)	20m	1/4"-3/8"- 1/2"	20	39535	9951
	AF5313350			35m		35		
	AF5313201	100 bar	1"(M)-3/4"(F)	20m	3/4"	20		9970
					1"	12		
AISI 304 STAINLESS STEEL	AX5313200	200 bar **	1/2"(M)-1/2"(F)	20m	1/4"-3/8"- 1/2"	20	39600	9968
	AX5313350			35m		35		
	AX5313201	100 bar	1"(M)-3/4"(F)	20m	3/4"	20		9970
					1"	12		

500 SERIES - A8 Ø Disc 540 mm - Spool 195 mm - Drum 335 mm

	Art.no. WITH HOSE GUIDE	Max. pressure joint	Connection threads IN - OUT	Spring	Max diameter hose	Max length hose (m)	Pivoting wall bracket	Swivel joint*
PAINTED STEEL	AF5319350	600 bar **	1/2"(M)-1/2"(F)	35m	1/4"-3/8"-1/2"	35	15001	9951
	AF5319351	100 Bar	1"(M)-3/4"(F)		3/4"	30		9970
	AF5319201			20m	3/4"	20		
					1"	18		
AISI 304 STAINLESS STEEL	AX5319350	200 bar **	1/2"(M)-1/2"(F)	35m	1/4"-3/8"-1/2"	35	50001	9968
	AX5319351	100 Bar	1"(M)-3/4"(F)		3/4"	30		9970
	AX5319201			20m	3/4"	20		
					1"	18		

500 SERIES - A9 Ø Disc 540 mm - Spool 260 mm - Drum 335 mm

	Art.no. WITH HOSE GUIDE	Max. pressure joint	Connection threads IN - OUT	Spring	Max diameter hose	Max length hose (m)	Pivoting wall bracket	Swivel joint*
PAINTED STEEL	AF5326350	600 bar **	1/2"(M)-1/2"(F)	35m	1/4"-3/8"-1/2"	35	15002	9951
	AF5326351	100 bar	1"(M)-3/4"(F)		3/4"			9970
					1"	25		
AISI 304 STAINLESS STEEL	AX5326350	200 bar **	1/2"(M)-1/2"(F)	35m	1/4"-3/8"-1/2"	35	50002	9968
	AX5326351	100 bar	1"(M)-3/4"(F)		3/4"			9970
					1"	25		

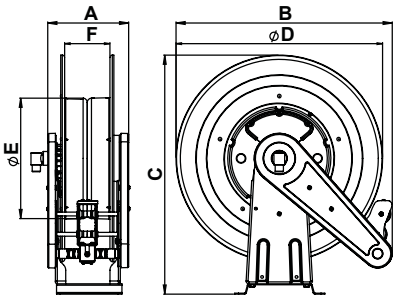

*) The reels in painted steel are equipped with mineral oil compatible swivel joint gaskets. The hose reels in stainless steel come with water-compatible Viton® swivel joint gaskets.
See pages 227 for the complete range of swivel joints with gaskets compatible with other liquids.

**) When ordering, specify whether or not the application implies the use of low pressure hoses (see page 226 regarding the splitting of the roller).

DIMENSIONS AND PACKAGING

Art.no.	D (mm)	F (mm)	E (mm)	A-B-C (mm)	Packaging dimensions (mm)	Weight (kg)
A7	540	130	335	281x565x626	700x420x660	20
A8	540	195	335	281x565x626	700x420x660	22
A9	540	260	335	346x565x626	700x420x660	23

The new **ANDROMEDA** hose reel line is also offered in a **version without hose guide but predisposed** to be equipped with the NOVA TG® hose guide kit later.

It can also be integrated later with the hydraulic **HBA** brake kit inserted on the guide arm cover. (see image C below), which safely controls the rewind speed of the reel.



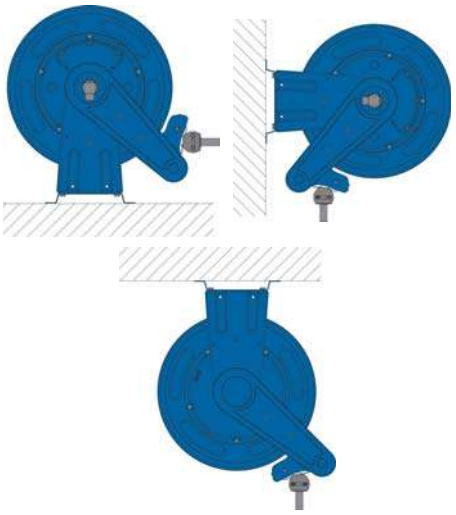

FREE ORIENTATION OF THE GUIDE ARMS

CONVERSION KIT FOR HOSE REEL WITH PREDISPOSITION FOR NOVA TG® HOSE GUIDE



NOVA TG® PREDISPOSED REEL

CONVERSION KIT



Kit including hose guide and drive (chain or belt) suitable for the application of NOVA TG® hose guide on the predisposed models.

HYDRAULIC BRAKE KIT HBA REWIND CONTROL

OPTIONAL

HBA Spring brake hydraulic kit / PATENTED

Safety device for a controlled rewinding of the hose.

Restrains the hose in case of accidental releases, lowering risks for the operator.

Patent no. 0001426967

(C) BRAKE KIT COMPOSITION



A Guide arm cover
B HBA Hydraulic brake

OMPI FLUID HANDLING TOOLS MADE IN ITALY

WITHOUT HOSE GUIDE

PREDISPOSED TO BE EQUIPPED WITH HOVATG® HOSE GUIDE AND/OR HBA BRAKE

400 SERIES - ASG1 Ø Disc 434 mm - Spool 130 mm - Drum 250 mm

	Art.no. WITHOUT HOSE GUIDE	Max. pressure joint	Connection threads IN - OUT	Spring	Max diameter hose	Max length hose (m)	Pivoting wall bracket	Swivel joint*
PAINTED STEEL	ASGF4213150	600 bar **	1/2"(M)-1/2"(F)	15m	1/4"- 3/8"- 1/2"	15	39535	9951
	ASGF4213200			20m	1/4"- 3/8" / 1/2"	20		
	ASGF4213250			25m	1/4"- 3/8"	25		
	ASGF4213151	100 bar	1"(M)-3/4"(F)	15m	3/4"	12		9970
					1"	6		
AISI 304 STAINLESS STEEL	ASGX4213150	200 bar **	1/2"(M)-1/2"(F)	15m	1/4"- 3/8"- 1/2"	15	39600	9968
	ASGX4213200			20m	1/4"- 3/8" / 1/2"	20		
	ASGX4213250			25m	1/4"- 3/8"	25		
	ASGX4213151	100 bar	1"(M)-3/4"(F)	15m	3/4"	12		9970
					1"	6		

400 SERIES - ASG2 Ø Disc 434 mm - Spool 195 mm - Drum 250 mm

	Art.no. WITHOUT HOSE GUIDE	Max. pressure joint	Connection threads IN - OUT	Spring	Max diameter hose	Max length hose (m)	Pivoting wall bracket	Swivel joint*
PAINTED STEEL	ASGF4219200	600 bar **	1/2"(M)-1/2"(F)	20m	1/4" - 3/8" -1/2"	20	15001	9951
	ASGF4219250			25m	1/4" - 3/8" -1/2"	25		
	ASGF4219151	100 bar	1"(M)-3/4"(F)	15m	3/4"	15		9970
					1"	10		
AISI 304 STAINLESS STEEL	ASGX4219200	200 bar **	1/2"(M)-1/2"(F)	20m	1/4" - 3/8" -1/2"	20	50001	9968
	ASGX4219250			25m	1/4" - 3/8" -1/2"	25		
	ASGX4219151	100 bar	1"(M)-3/4"(F)	15m	3/4"	15		9970
					1"	10		

400 SERIES - ASG3 Ø Disc 434 mm - Spool 260 mm - Drum 250 mm

	Art.no. WITHOUT HOSE GUIDE	Max. pressure joint	Connection threads IN - OUT	Spring	Max diameter hose	Max length hose (m)	Pivoting wall bracket	Swivel joint*
PAINTED STEEL	ASGF4226201	100 bar	1"(M)-3/4"(F)	20m	3/4"	20	15002	9970
	ASGF4226151			15m	1"	15		
AISI 304 STAINLESS STEEL	ASGX4226201	100 bar	1"(M)-3/4"(F)	20m	3/4"	20	50002	9970
	ASGX4226151			15m	1"	15		

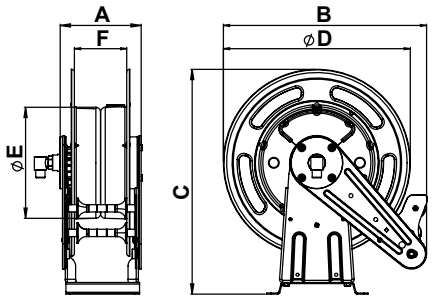

*) The reels in painted steel are equipped with mineral oil compatible swivel joint gaskets. The hose reels in stainless steel come with water-compatible Viton® swivel joint gaskets.
See pages 227 for the complete range of swivel joints with gaskets compatible with other liquids.

**) When ordering, specify whether or not the application implies the use of low pressure hoses (see page 226 regarding the splitting of the roller).

DIMENSIONS AND PACKAGING

Art.no.	D (mm)	F (mm)	E (mm)	A-B-C (mm)	Packaging dimensions (mm)	Weight (kg)
ASG1	434	130	250	212x474x522	600x370x620	15
ASG2	434	195	250	276x474x523	600x370x620	19
ASG3	434	260	250	339x474x523	560x490x560	21

OMPI FLUID HANDLING TOOLS MADE IN ITALY

WITHOUT HOSE GUIDE

PREDISPOSED TO BE EQUIPPED WITH NOVATG® HOSE GUIDE AND/OR HBA BRAKE

500 SERIES - ASG4 Ø Disc 540 mm - Spool 130 mm - Drum 250 mm

	Art.no. WITHOUT HOSE GUIDE	Max. pressure joint	Connection threads IN - OUT	Spring	Max diameter hose	Max length hose (m)	Pivoting wall bracket	Swivel joint*
PAINTED STEEL	ASGF5213200	600 bar **	1/2"(M)-1/2"(F)	20m	1/4"-3/8"-1/2"	20	39535	9951
	ASGF5213250			25m		25		
	ASGF5213201	100 bar	1"(M)-3/4"(F)	20m	3/4"	20		9970
					1"	12		
AISI 304 STAINLESS STEEL	ASGX5213200	200 bar **	1/2"(M)-1/2"(F)	20m	1/4"-3/8"-1/2"	20	39600	9968
	ASGX5213250			25m		25		
	ASGX5213201	100 bar	1"(M)-3/4"(F)	20m	3/4"	20		9970
					1"	12		

500 SERIES - ASG5 Ø Disc 540 mm - Spool 195 mm - Drum 250 mm

	Art.no. WITHOUT HOSE GUIDE	Max. pressure joint	Connection threads IN - OUT	Spring	Max diameter hose	Max length hose (m)	Pivoting wall bracket	Swivel joint*
PAINTED STEEL	ASGF521925H501	100 bar	1"(M)-3/4"(F)	25mH50	3/4"	25	15001	9970
	ASGF5219201			20m	3/4"	20		
					1"	18		
AISI 304 STAINLESS STEEL	ASGX521925H501	100 bar	1"(M)-3/4"(F)	25mH50	3/4"	25	50001	9970
	ASGX5219201			20m	3/4"	20		
					1"	18		

500 SERIES - ASG6 Ø Disc 540 mm - Spool 260 mm - Drum 250 mm

	Art.no. WITHOUT HOSE GUIDE	Max. pressure joint	Connection threads IN - OUT	Spring	Max diameter hose	Max length hose (m)	Pivoting wall bracket	Swivel joint*
PAINTED STEEL	ASGF522625H501	100 bar	1"(M)-3/4"(F)	25mH50	3/4" - 1"	25	15002	9970
AISI 304 STAINLESS STEEL	ASGX522625H501	100 bar	1"(M)-3/4"(F)	25mH50	3/4" - 1"	25	50002	9970

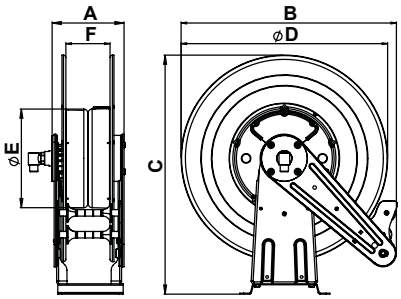

*) The reels in painted steel are equipped with mineral oil compatible swivel joint gaskets. The hose reels in stainless steel come with water-compatible Viton® swivel joint gaskets.
See pages 227 for the complete range of swivel joints with gaskets compatible with other liquids.

**) When ordering, specify whether or not the application implies the use of low pressure hoses (see page 226 regarding the splitting of the roller).

DIMENSIONS AND PACKAGING

Art.no.	D (mm)	F (mm)	E (mm)	A-B-C (mm)	Packaging dimensions (mm)	Weight (kg)
ASG4	540	130	250	212x565x625	700x370x700	20
ASG5	540	195	250	281x565x626	700x420x660	22
ASG6	540	260	250	346x565x626	700x420x660	23

OMPI FLUID HANDLING TOOLS MADE IN ITALY

WITHOUT HOSE GUIDE

PREDISPOSED TO BE EQUIPPED WITH HOVATG® HOSE GUIDE AND/OR HBA BRAKE

500 SERIES - ASG7 Ø Disc 540 mm - Spool 130 mm - Drum 335 mm

	Art.no. WITHOUT HOSE GUIDE	Max. pressure joint	Connection threads IN - OUT	Spring	Max diameter hose	Max length hose (m)	Pivoting wall bracket	Swivel joint*
PAINTED STEEL	ASGF5313200	600 bar **	1/2"(M)-1/2"(F)	20m	1/4"-3/8"- 1/2"	20	39535	9951
	ASGF5313350			35m		35		
	ASGF5313201	100 bar	1"(M)-3/4"(F)	20m	3/4"	20		9970
					1"	12		
AISI 304 STAINLESS STEEL	ASGX5313200	200 bar **	1/2"(M)-1/2"(F)	20m	1/4"-3/8"- 1/2"	20	39600	9968
	ASGX5313350			35m		35		
	ASGX5313201	100 bar	1"(M)-3/4"(F)	20m	3/4"	20		9970
					1"	12		

500 SERIES - ASG8 Ø Disc 540 mm - Spool 195 mm - Drum 335 mm

	Art.no. WITHOUT HOSE GUIDE	Max. pressure joint	Connection threads IN - OUT	Spring	Max diameter hose	Max length hose (m)	Pivoting wall bracket	Swivel joint*
PAINTED STEEL	ASGF5319350	600 bar **	1/2"(M)-1/2"(F)	35m	1/4"-3/8"-1/2"	35	15001	9951
	ASGF5319351	100 Bar	1"(M)-3/4"(F)		3/4"	30		9970
	ASGF5319201			20m	3/4"	20		
					1"	18		
AISI 304 STAINLESS STEEL	ASGX5319350	200 bar **	1/2"(M)-1/2"(F)	35m	1/4"-3/8"-1/2"	35	50001	9968
	ASGX5319351	100 Bar	1"(M)-3/4"(F)		3/4"	30		9970
	ASGX5319201			20m	3/4"	20		
					1"	18		

500 SERIES - ASG9 Ø Disc 540 mm - Spool 260 mm - Drum 335 mm

	Art.no. WITHOUT HOSE GUIDE	Max. pressure joint	Connection threads IN - OUT	Spring	Max diameter hose	Max length hose (m)	Pivoting wall bracket	Swivel joint*
PAINTED STEEL	ASGF5326350	600 bar **	1/2"(M)-1/2"(F)	35m	1/4"-3/8"-1/2"	35	15002	9951
	ASGF5326351	100 bar	1"(M)-3/4"(F)		3/4"			9970
					1"	25		
AISI 304 STAINLESS STEEL	ASGX5326350	200 bar **	1/2"(M)-1/2"(F)	35m	1/4"-3/8"-1/2"	35	50002	9968
	ASGX5326351	100 bar	1"(M)-3/4"(F)		3/4"			9970
					1"	25		

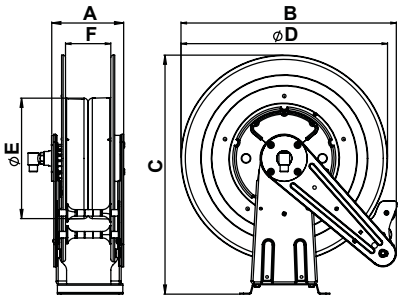

*) The reels in painted steel are equipped with mineral oil compatible swivel joint gaskets. The hose reels in stainless steel come with water-compatible Viton® swivel joint gaskets.
See pages 227 for the complete range of swivel joints with gaskets compatible with other liquids.

**) When ordering, specify whether or not the application implies the use of low pressure hoses (see page 226 regarding the splitting of the roller).

DIMENSIONS AND PACKAGING

Art.no.	D (mm)	F (mm)	E (mm)	A-B-C (mm)	Packaging dimensions (mm)	Weight (kg)
ASG7	540	130	335	281x565x626	700x420x660	20
ASG8	540	195	335	281x565x626	700x420x660	22
ASG9	540	260	335	346x565x626	700x420x660	23

The **ORION RD** line maintains the same structural characteristics of the ANDROMEDA but in the **MANUAL** version.
It includes NOVATG® hose guide to allow an orderly rewinding of the hose.

3 VERSIONS AVAILABLE

- **Painted steel;**
- **Aisi 304;**
- **Aisi 316**

Work mode: insert the crank into the drum

Free mode: pull out the crank from the drum



LEGEND

A	NOVATG® hose guide
B1	Hose exit side disc/drum assembly
B2	Chain side disc/drum assembly
C	Guide arm cover
D1	Swivel side base arm
D2	Chain side base arm
E	Came
F	Chain drive
M	Crank

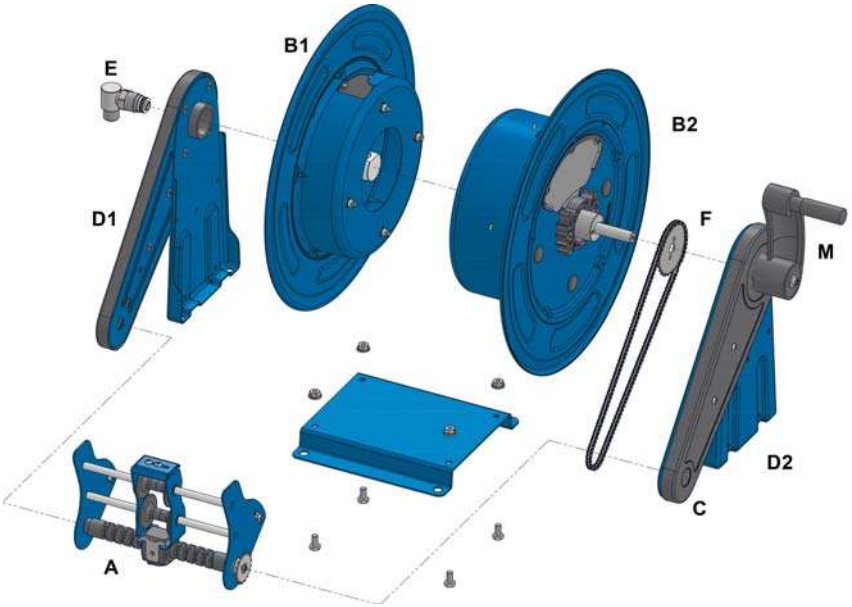

Available also in the version **ORION SG** without NOVATG® hose guide.

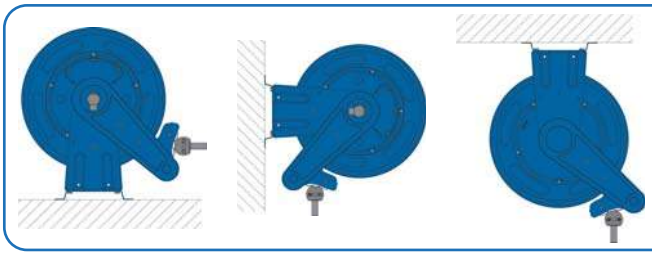

FREE ORIENTATION OF THE GUIDE ARMS

WITH HOSE GUIDE

WITHOUT HOSE GUIDE

400 SERIES - O1 Ø Disc 434 mm - Spool 130 mm - Drum 250 mm

	Art.no. WITH HOSE GUIDE	Art.no. WITHOUT HOSE GUIDE	Max. pressure joint	Connection threads IN - OUT	Max diameter hose	Max length hose (m)	Swivel joint*
PAINTED STEEL	OF42130	OSGF42130	600 bar **	1/2"(M) 1/2"(F)	1/4"	40	9951
					3/8"	25	
					1/2"	20	
	OF42131	OSGF42131	100 bar	1"(M)-3/4"(F)	3/4"	10	9970
					1"	6	
AISI 304 STAINLESS STEEL	OX42130	OSGX42130	200 bar **	1/2"(M) 1/2"(F)	1/4"	40	9968
					3/8"	25	
					1/2"	20	
	OX42131	OSGX42131	100 bar	1"(M)-3/4"(F)	3/4"	10	9970
					1"	6	

400 SERIES - O2 Ø Disc 434 mm - Spool 195 mm - Drum 250 mm

	Art.no. WITH HOSE GUIDE	Art.no. WITHOUT HOSE GUIDE	Max. pressure joint	Connection threads IN - OUT	Max diameter hose	Max length hose (m)	Swivel joint*
PAINTED STEEL	OF42190	OSGF42190	600 bar **	1/2"(M) 1/2"(F)	1/4"	50	9951
					3/8"	40	
					1/2"	30	
	OF42191	OSGF42191	100 bar	1"(M)-3/4"(F)	3/4"	15	9970
					1"	10	
AISI 304 STAINLESS STEEL	OX42190	OSGX42190	200 bar **	1/2"(M) 1/2"(F)	1/4"	50	9968
					3/8"	40	
					1/2"	30	
	OX42191	OSGX42191	100 bar	1"(M)-3/4"(F)	3/4"	15	9970
					1"	10	

400 SERIES - O3 Ø Disc 434 mm - Spool 260 mm - Drum 250 mm

	Art.no. WITH HOSE GUIDE	Art.no. WITHOUT HOSE GUIDE	Max. pressure joint	Connection threads IN - OUT	Max diameter hose	Max length hose (m)	Swivel joint*
PAINTED STEEL	OF42260	OSGF42260	600 bar **	1/2"(M) 1/2"(F)	1/4"	60	9951
					3/8"	50	
					1/2"	40	
	OF42261	OSGF42261	100 bar	1"(M)-3/4"(F)	3/4"	20	9970
					1"	15	
AISI 304 STAINLESS STEEL	OX42260	OSGX42260	600 bar **	1/2"(M) 1/2"(F)	1/4"	60	9968
					3/8"	50	
					1/2"	40	
	OX42261	OSGX42261	100 bar	1"(M)-3/4"(F)	3/4"	20	9970
					1"	15	

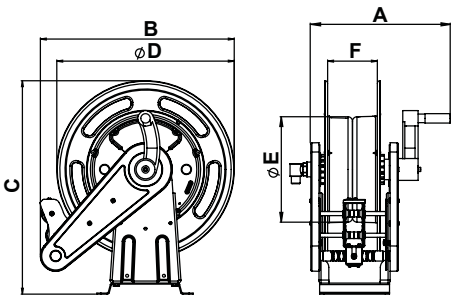

*) The reels in painted steel are equipped with mineral oil compatible swivel joint gaskets. The hose reels in stainless steel come with water-compatible Viton® swivel joint gaskets.
See pages 227 for the complete range of swivel joints with gaskets compatible with other liquids.

**) When ordering, specify whether or not the application implies the use of low pressure hoses (see page 226 regarding the splitting of the roller).

DIMENSIONS AND PACKAGING

Art.no.	D (mm)	F (mm)	E (mm)	A-B-C (mm)	Packaging dimensions (mm)	Weight (kg)
O1	434	130	250	393x474x522	600x370x620	15
O2	434	195	250	461x474x523	600x370x620	19
O3	434	260	250	526x474x523	560x490x560	21

WITH HOSE GUIDE

WITHOUT HOSE GUIDE

500 SERIES - O4 Ø Disc 540 mm - Spool 130 mm - Drum 250 mm

	Art.no. WITH HOSE GUIDE	Art.no. WITHOUT HOSE GUIDE	Max. pressure joint	Connection threads IN - OUT	Max diameter hose	Max length hose (m)	Swivel joint*
PAINTED STEEL	OF52130	OSGF52130	600 bar **	1/2" (M) 1/2" (F)	1/4"	60	9951
					3/8"	50	
					1/2"	40	
	OF52131	OSGF52131	100 bar	1"(M)-3/4"(F)	3/4"	20	9970
					1"	13	
AISI 304 STAINLESS STEEL	OX52130	OSGF52130	200 bar **	1/2" (M) 1/2" (F)	1/4"	60	9968
					3/8"	50	
					1/2"	40	
	OX52131	OSGF52131	100 bar	1"(M)-3/4"(F)	3/4"	20	9970
					1"	13	

500 SERIES - O5 Ø Disc 540 mm - Spool 195 mm - Drum 250 mm

	Art.no. WITH HOSE GUIDE	Art.no. WITHOUT HOSE GUIDE	Max. pressure joint	Connection threads IN - OUT	Max diameter hose	Max length hose (m)	Swivel joint*
PAINTED STEEL	OF52191	OSGF52191	100 bar	1"(M)-3/4"(F)	3/4"	30	9970
					1"	18	
AISI 304 STAINLESS STEEL	OX52191	OSGX52191	100 bar	1"(M)-3/4"(F)	3/4"	30	9970
					1"	18	

500 SERIES - O6 Ø Disc 540 mm - Spool 260 mm - Drum 250 mm

	Art.no. WITH HOSE GUIDE	Art.no. WITHOUT HOSE GUIDE	Max. pressure joint	Connection threads IN - OUT	Max diameter hose	Max length hose (m)	Swivel joint*
PAINTED STEEL	OF52261	OSGF52261	100 bar	1"(M)-3/4"(F)	3/4"	40	9970
					1"	30	
AISI 304 STAINLESS STEEL	OX52261	OSGX52261	100 bar	1"(M)-3/4"(F)	3/4"	40	9970
					1"	30	

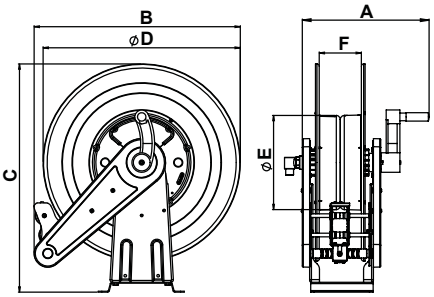

*) The reels in painted steel are equipped with mineral oil compatible swivel joint gaskets. The hose reels in stainless steel come with water-compatible Viton® swivel joint gaskets.
See pages 227 for the complete range of swivel joints with gaskets compatible with other liquids.

**) When ordering, specify whether or not the application implies the use of low pressure hoses (see page 226 regarding the splitting of the roller).

DIMENSIONS AND PACKAGING

Art.no.	D (mm)	F (mm)	E (mm)	A-B-C (mm)	Packaging dimensions (mm)	Weight (kg)
O4	540	130	250	396x565x625	700x370x700	20
O5	540	195	250	461x565x626	700x420x660	22
O6	540	260	250	526x565x626	700x420x660	23

The **ORION HEAVY DUTY** line was created to satisfy the need of rewinding long hoses with diameters up to 1" while using manual-driven reels equipped with NOVA TG® hose guide.
To do this it integrates a **3:1 effort reduction** mechanism which, facilitated by a raised position, makes it easier for the operator to rewind the hose.

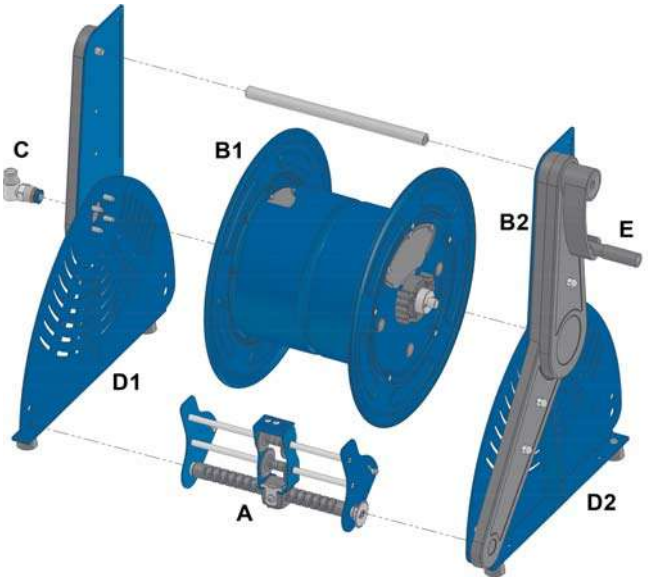

EFFORT REDUCTION (E)
A gear reduction system 3:1: allows a complete revolution of the hose reel drum with 3 turns of the crank, reducing the user's effort considerably.

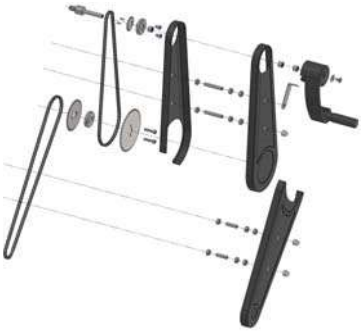

OPTIONAL

Also available on wheels to allow easy movement of the hose reel
- Wheels (F)
- Handles (G)
- Horizontal handle (H)

3 VERSIONS AVAILABLE

- **Painted steel;**
- **Aisi 304;**
- **Aisi 316**

LEGEND

A	NOVA TG® hose guide
B1	Hose exit side disc/drum assembly
B2	Chain drive side disc/drum assembly
C	Swivel Joint
D1	Swivel joint side base arm
D2	Chain drive side base arm
E	Crank and effort reduction mechanism

OPTIONAL
WHEELED VERSION COMPLETE WITH WHEELS (F) AND HANDLES (G).



OPTIONAL
WHEELED VERSION COMPLETE WITH WHEELS (F) AND HORIZONTAL HANDLE (H)
To order this model add IR to the reel's code (e.g. OPF52190IR).



WITH HOSE GUIDE

WITHOUT HOSE GUIDE

HD SERIES - OP1 Ø Disc 434 mm - Spool 260 mm - Drum 250 mm

	Art.no. WITH HOSE GUIDE	Art.no. WITHOUT HOSE GUIDE	Max. pressure joint	Connection threads IN - OUT	Max diameter hose	Max length hose (m)	Swivel joint*
PAINTED STEEL	OPF42260	OPSGF42260	600 bar **	1/2"(M)-1/2"(F)	1/4"	60	9951
					3/8"	50	
					1/2"	40	
	OPF42261	OPSGF42261	100 bar	1"(M)-3/4"(F)	3/4"	20	9970
					1"	15	
AISI 304 STAINLESS STEEL	OPX42260	OPSGX42260	200 bar **	1/2"(M)-1/2"(F)	1/4"	60	9968
					3/8"	50	
					1/2"	40	
	OPX42261	OPSGX42261	100 bar	1"(M)-3/4"(F)	3/4"	20	9970
					1"	15	

HD SERIES - OP2 Ø Disc 540 mm - Spool 195 mm - Drum 250 mm

	Art.no. WITH HOSE GUIDE	Art.no. WITHOUT HOSE GUIDE	Max. pressure joint	Connection threads IN - OUT	Max diameter hose	Max length hose (m)	Swivel joint*
PAINTED STEEL	OPF52190	OPSGF52190	600 bar **	1/2"(M)-1/2"(F)	1/4"	130	9951
					3/8"	85	
					1/2"	65	
	OPF52191	OPSGF52191	100 bar	1"(M)-3/4"(F)	3/4"	30	9970
					1"	18	
AISI 304 STAINLESS STEEL	OPX52190	OPSGX52190	200 bar **	1/2"(M)-1/2"(F)	1/4"	130	9968
					3/8"	85	
					1/2"	65	
	OPX52191	OPSGX52191	100 bar	1"(M)-3/4"(F)	3/4"	30	9970
					1"	18	

HD SERIES - OP3 Ø Disc 540 mm - Spool 260 mm - Drum 250 mm

	Art.no. WITH HOSE GUIDE	Art.no. WITHOUT HOSE GUIDE	Max. pressure joint	Connection threads IN - OUT	Max diameter hose	Max length hose (m)	Swivel joint*
PAINTED STEEL	OPF52260	OPSGF52260	600 bar **	1/2"(M)-1/2"(F)	1/4"	180	9951
					3/8"	115	
					1/2"	90	
	OPF52261	OPSGF52261	100 bar	1"(M)-3/4"(F)	3/4"	40	9970
					1"	30	
AISI 304 STAINLESS STEEL	OPX52260	OPSGX52260	200 bar **	1/2"(M)-1/2"(F)	1/4"	180	9968
					3/8"	115	
					1/2"	90	
	OPX52261	OPSGX52261	100 bar	1"(M)-3/4"(F)	3/4"	40	9970
					1"	30	

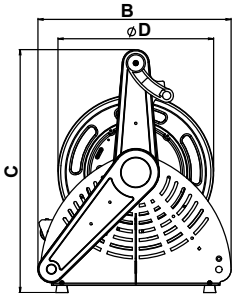

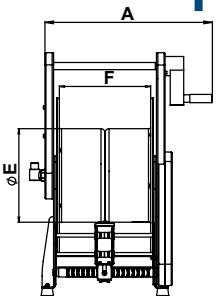

*) The reels in painted steel are equipped with mineral oil compatible swivel joint gaskets. The hose reels in stainless steel come with water-compatible Viton® swivel joint gaskets.
See pages 227 for the complete range of swivel joints with gaskets compatible with other liquids.

**) When ordering, specify whether or not the application implies the use of low pressure hoses (see page 226 regarding the splitting of the roller).

DIMENSIONS AND PACKAGING

Art.no.	D (mm)	F (mm)	E (mm)	A-B-C (mm)	Packaging dimensions (mm)	Weight (kg)
OP1	434	260	250	529x540x677	600x500x700	26
OP2	540	195	250	461x542x677	600x500x701	24
OP3	540	260	250	526x542x677	600x500x700	26

WITH HOSE GUIDE

ORION HEAVY DUTY
with hose guide

WHEELED VERSION COMPOSED OF:
- Nr. 2 wheels Ø 200 mm
- Nr. 2 adjustable handles.

To order this model add MR to the reel's code (e.g. OPF52190MR).

WITHOUT HOSE GUIDE

ORION HEAVY DUTY
without hose guide

ORION EASY MANUAL HOSE REELS

WITHOUT HOSE GUIDE

ORION EASY wheeled hose reel with reduced effort system with **3:1 rapport** and reel rotation lock mechanism. The EASY model comes with wheels.

EASY 400 SERIES - OE1 Ø Disc 434 mm - Spool 400 mm - Drum 260 mm

	Art.no. WITHOUT HOSE GUIDE	Max. pressure joint	Connection threads IN - OUT	Max diameter hose	Max length hose (m)	Swivel joint*
PAINTED STEEL	OEF42400	600 bar **	1/2"(M)-1/2"(F)	1/4"	150	9951
				3/8"	100	
				1/2"	80	
	OEF42401	100 bar	1"(M)-3/4"(F)	3/4"	42	9970
				1"	25	
AISI 304 STAINLESS STEEL	OEX42400	200 bar **	1/2"(M)-1/2"(F)	1/4"	150	9968
				3/8"	100	
				1/2"	80	
	OEX42401	100 bar	1"(M)-3/4"(F)	3/4"	42	9970
				1"	25	

EASY 500 SERIES - OE2 Ø Disc 540 mm - Spool 400 mm - Drum 335 mm

	Art.no. WITHOUT HOSE GUIDE	Max. pressure joint	Connection threads IN - OUT	Max diameter hose	Max length hose (m)	Swivel joint*
PAINTED STEEL	OEF53400	600 bar **	1/2"(M)-1/2"(F)	1/4"	230	9951
				3/8"	160	
				1/2"	110	
	OEF53401	100 bar	1"(M)-3/4"(F)	3/4"	60	9970
				1"	35	
AISI 304 STAINLESS STEEL	OEX53400	200 bar **	1/2"(M)-1/2"(F)	1/4"	230	9968
				3/8"	160	
				1/2"	110	
	OEX53401	100 bar	1"(M)-3/4"(F)	3/4"	60	9970
				1"	35	

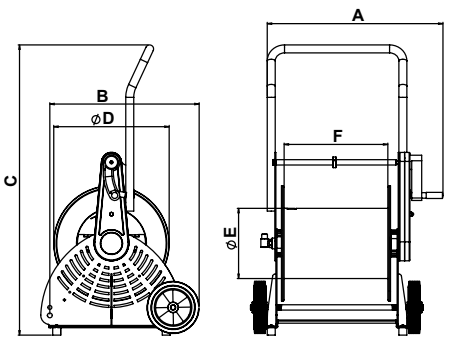

***) The reels in painted steel are equipped with mineral oil compatible swivel joint gaskets. The hose reels in stainless steel come with water-compatible Viton® swivel joint gaskets.**
See pages 227 for the complete range of swivel joints with gaskets compatible with other liquids.

****) When ordering, specify whether or not the application implies the use of low pressure hoses (see page 226 regarding the splitting of the roller).**

DIMENSIONS AND PACKAGING

Art.no.	D (mm)	F (mm)	E (mm)	A-B-C (mm)	Packaging dimensions (mm)	Weight (kg)
OE1	434	400	250	665x595x1091	800x800x1000	24
OE2	540	400	250	665x595x1091	800x800x1000	25

The **SIRIO motorized** hose reel is compact and can work with different motors, which can operate with a speed variator (24VDC / 12VDC models). If needed, a 230VAC /24VDC power supply can be supplied separately (optional).
(Art.no. 75070 (24VDC) / 75070/12 (12VDC)).
In heavy duty application where more power is need in order to rewind the hose, SIRIO can be supplied with an hydraulic motor which can be powered by a 12/24 VDC or 230 VAC control unit.
NOTE: in this version the rewinding occurs via the use of the hydraulic motor, meanwhile the unwinding of the hose must be done manually.
OPTIONAL: crank to allow manual winding of the hose.



OPTIONAL CONTROLS

BUTTON PANEL

Art.no. 25103

REMOTE CONTROL

Art.no. 25101

POWER SUPPLY/CONVERTER 230V – 12/24 Vdc

Art.no. 75070/12 (12VDC)
Art.no. 75070 (24VDC)

SIMPLIFIED CONTROL PANEL

Art.no. 25107/12 (12VDC)
Art.no. 25107/24 (24VDC)

CONTROL PANEL WITH SPEED REGULATOR

Art.no. 25108/12 (12VDC)
Art.no. 25108/24 (24VDC)

COMPLETE CONTROL PANEL AS STANDARD

Art.no. 25104 (230VAC)
Art.no. 25105 (12VDC)
Art.no. 25106 (24VDC)

WITH HOSE GUIDE

NOVA TG® HOSE GUIDE KIT

VERSION WITH REDUCED DIMENSIONS

SIRIO COMPACT hose reel with chain drive and with 12/24 VDC motor.

400 SERIES - SC1 Ø Disc 434 mm - Spool 130 mm - Drum 250 mm

	Art.no. 12 VDC	Art.no. 24 VDC	Max. pressure joint	Connection threads IN - OUT	Max diameter hose	Max length hose (m)	Swivel joint*
PAINTED STEEL	SCF1242130	SCF2442130	600 bar **	1/2"(M) 1/2"(F)	1/4"	40	9951
					3/8"	25	
					1/2"	18	
	SCF1242131	SCF2442131	100 bar	1"(M)-3/4"(F)	3/4"	12	9970
					1"	8	
AISI 304 STAINLESS STEEL	SCX1242130	SCX2442130	200 bar **	1/2"(M) 1/2"(F)	1/4"	40	9968
					3/8"	25	
					1/2"	18	
	SCX1242131	SCX2442131	100 bar	1"(M)-3/4"(F)	3/4"	12	9970
					1"	8	

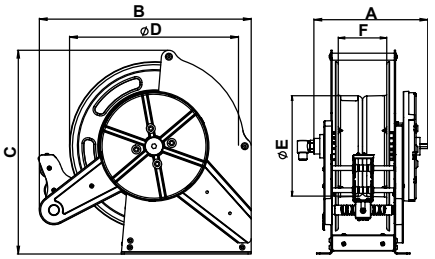

*) The reels in painted steel are equipped with mineral oil compatible swivel joint gaskets. The hose reels in stainless steel come with water-compatible Viton® swivel joint gaskets.
See pages 227 for the complete range of swivel joints with gaskets compatible with other liquids.

**) When ordering, specify whether or not the application implies the use of low pressure hoses (see page 226 regarding the splitting of the roller).

DIMENSIONS AND PACKAGING

Art.no.	D (mm)	F (mm)	E (mm)	A-B-C (mm)	Packaging dimensions (mm)	Weight (kg)
SC1	434	130	250	335x544x524	670x800x900	26

SIRIO ID HYDRAULIC MOTOR DRIVEN HOSE REEL

In the **SIRIO ID** version the hydraulic control unit (available with 12/24 VDC or 230 VAC power supply) is supplied separately and its housing must be managed by the end user.



F1 – Control unit 12/24VDC
Art.no. 22024 (24VDC)
Art.no. 22012 (12VDC)

F2 – Control unit 230 VAC
Art.no. 22023

EXAMPLE OF COMPLETE HYDRAULIC KIT	
A	SIRIO ID hydraulic hose reel
B	Hydraulic pipes (optional)
C	Complete control panel (optional)
D	Remote control (optional)
E	Button panel (optional)
F	Electro-hydraulic control unit (optional)

WITH HOSE GUIDE

NOVA TG HOSE GUIDE KIT

STANDARD VERSION

400 SERIES - S1 Ø Disc 434 mm - Spool 130 mm - Drum 250 mm

	Art.no. 12 VDC	Art.no. 24 VDC	Art.no. ID HYDRAULIC	Art.no. PNEUMATIC	Max. pressure joint	Connection threads IN - OUT	Max diameter hose	Max length hose (m)	Swivel joint*
PAINTED STEEL	SF1242130	SF2442130	SFID42130	SFPN42130	600 bar **	1/2"(M) 1/2"(F)	1/4"	40	9951
							3/8"	25	
							1/2"	18	
	SF1242131	SF2442131	SFID42131	SFPN42131	100 bar	1"(M)-3/4"(F)	3/4"	12	9970
							1"	8	
AISI 304 STAINLESS STEEL	SX1242130	SX2442130	SXID42130	SXPN42130	200 bar **	1/2"(M) 1/2"(F)	1/4"	40	9968
							3/8"	25	
							1/2"	18	
	SX1242131	SX2442131	SXID42131	SXPN42131	100 bar	1"(M)-3/4"(F)	3/4"	12	9970
							1"	15	

400 SERIES - S2 Ø Disc 434 mm - Spool 195 mm - Drum 250 mm

	Art.no. 12 VDC	Art.no. 24 VDC	Art.no. ID HYDRAULIC	Art.no. PNEUMATIC	Max. pressure joint	Connection threads IN - OUT	Max diameter hose	Max length hose (m)	Swivel joint*
PAINTED STEEL	SF1242190	SF2442190	SFID42190	SFPN42190	600 bar **	1/2"(M) 1/2"(F)	1/4"	50	9951
							3/8"	40	
							1/2"	30	
	SF1242191	SF2442191	SFID42191	SFPN42191	100 bar	1"(M)-3/4"(F)	3/4"	18	9970
							1"	12	
AISI 304 STAINLESS STEEL	SX1242190	SX2442190	SXID42190	SXPN42190	200 bar **	1/2"(M) 1/2"(F)	1/4"	60	9968
							3/8"	40	
							1/2"	30	
	SX1242191	SX2442191	SXID42191	SXPN42191	100 bar	1"(M)-3/4"(F)	3/4"	18	9970
							1"	12	

400 SERIES - S3 Ø Disc 434 mm - Spool 260 mm - Drum 250 mm

	Art.no. 12 VDC	Art.no. 24 VDC	Art.no. ID HYDRAULIC	Art.no. PNEUMATIC	Max. pressure joint	Connection threads IN - OUT	Max diameter hose	Max length hose (m)	Swivel joint*
PAINTED STEEL	SF1242260	SF2442260	SFID42260	SFPN42260	600 bar **	1/2"(M) 1/2"(F)	1/4"	60	9951
							3/8"	50	
							1/2"	40	
	SF1242261	SF2442261	SFID42261	SFPN42261	100 bar	1"(M)-3/4"(F)	3/4"	20	9970
							1"	15	
AISI 304 STAINLESS STEEL	SX1242260	SX2442260	SXID42260	SXPN42260	200 bar **	1/2"(M) 1/2"(F)	1/4"	60	9968
							3/8"	50	
							1/2"	40	
	SX1242261	SX2442261	SXID42261	SXPN42261	100 bar	1"(M)-3/4"(F)	3/4"	20	9970
							1"	15	

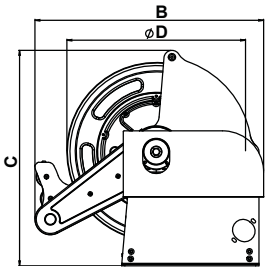

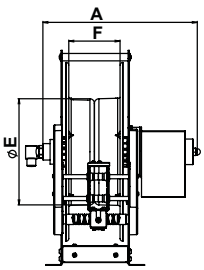

*) The reels in painted steel are equipped with mineral oil compatible swivel joint gaskets. The hose reels in stainless steel come with water-compatible Viton® swivel joint gaskets.
See pages 227 for the complete range of swivel joints with gaskets compatible with other liquids.

**) When ordering, specify whether or not the application implies the use of low pressure hoses (see page 226 regarding the splitting of the roller).

DIMENSIONS AND PACKAGING

Art.no.	D (mm)	F (mm)	E (mm)	A-B-C (mm)	Packaging dimensions (mm)	Weight (kg)
S1	434	130	250	358x544x538	670x800x900	23
S2	434	195	250	426x544x538	670x800x900	26
S3	434	260	250	491x544x538	670x800x900	28

WITH HOSE GUIDE

NOVA TG HOSE GUIDE KIT

500 SERIES - S4 Ø Disc 540 mm - Spool 130 mm - Drum 250 mm

	Art.no. 12 VDC	Art.no. 24 VDC	Art.no. ID HYDRAULIC	Art.no. PNEUMATIC	Max. pressure joint	Connection threads IN - OUT	Max diameter hose	Max length hose (m)	Swivel joint*
PAINTED STEEL	SF1252130	SF2452130	SFID52130	SFPN52130	600 bar **	1/2"(M) 1/2"(F)	1/4"	80	9951
							3/8"	60	
							1/2"	45	
	SF1252131	SF2452131	SFID52131	SFPN52131	100 bar	1"(M)-3/4"(F)	3/4"	22	9970
							1"	12	
AISI 304 STAINLESS STEEL	SX1252130	SX2452130	SXID52130	SXPN52130	200 bar **	1/2"(M) 1/2"(F)	1/4"	80	9968
							3/8"	60	
							1/2"	45	
	SX1252131	SX2452131	SXID52131	SXPN52131	100 bar	1"(M)-3/4"(F)	3/4"	22	9970
							1"	12	

500 SERIES - S5 Ø Disc 540 mm - Spool 195 mm - Drum 250 mm

	Art.no. 12 VDC	Art.no. 24 VDC	Art.no. ID HYDRAULIC	Art.no. PNEUMATIC	Max. pressure joint	Connection threads IN - OUT	Max diameter hose	Max length hose (m)	Swivel joint*
PAINTED STEEL	SF1252190	SF2452190	SFID52190	SFPN52190	600 bar **	1/2"(M) 1/2"(F)	1/4"	120	9951
							3/8"	90	
							1/2"	70	
	SF1252191	SF2452191	SFID52191	SFPN52191	100 bar	1"(M)-3/4"(F)	3/4"	35	9970
							1"	18	
AISI 304 STAINLESS STEEL	SX1252190	SX2452190	SXID52190	SXPN52190	200 bar **	1/2"(M) 1/2"(F)	1/4"	120	9968
							3/8"	90	
							1/2"	70	
	SX1252191	SX2452191	SXID52191	SXPN52191	100 bar	1"(M)-3/4"(F)	3/4"	35	9970
							1"	18	

500 SERIES - S6 Ø Disc 540 mm - Spool 260 mm - Drum 250 mm

	Art.no. ID HYDRAULIC	Max. pressure joint	Connection threads IN - OUT	Max diameter hose	Max length hose (m)	Swivel joint*
PAINTED STEEL	SFID52260	600 bar **	1/2"(M) 1/2"(F)	1/4"	180	9951
				3/8"	115	
				1/2"	90	
AISI 304 STAINLESS STEEL	SXID52260	200 bar **	1/2"(M) 1/2"(F)	1/4"	180	9968
				3/8"	115	
				1/2"	90	

ELECTRIC MOTOR FOR SIRIO

Motor	Voltage	Absorption	Power output	Rpm
MS12V	12VDC	4.5A	55W	4500
MS24V	24VDC	3.75A	90W	3000

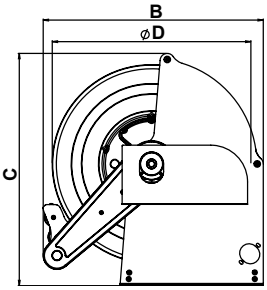

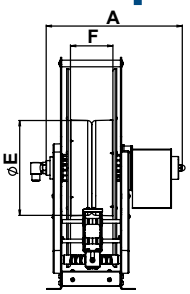

*) The reels in painted steel are equipped with mineral oil compatible swivel joint gaskets. The hose reels in stainless steel come with water-compatible Viton® swivel joint gaskets.
See pages 227 for the complete range of swivel joints with gaskets compatible with other liquids.

**) When ordering, specify whether or not the application implies the use of low pressure hoses (see page 226 regarding the splitting of the roller).

DIMENSIONS AND PACKAGING

Art.no.	D (mm)	F (mm)	E (mm)	A-B-C (mm)	Packaging dimensions (mm)	Weight (kg)
S4	540	130	250	358x594x632	670x800x900	26
S5	540	195	250	426x598x632	670x800x900	28
S6	540	260	250	504x604x632	670x800x900	32

The **GEMINI** model features the use of the hydraulic motor complete with a hydraulic control unit with 12/24 VDC or 230VAC power supply housed in the base of the hose reel which allows it to keep to a minimum the overall dimensions. The hydraulic power of the motor ensures the guided rewinding of long length hoses and with bigger diameters. It is equipped as standard with NOVA® hose guide.
NOTE: in this version the rewinding occurs via the use of the hydraulic motor, meanwhile the unwinding of the hose must be done manually.

It can be controlled from a button panel, from a remote control or directly from the complete control panel (see bottom of page)





3 VERSIONS AVAILABLE

- **Painted steel;**
- **Aisi 304;**
- **Aisi 316**

LEGEND

A	NOVA® hose guide
B1	Swivel joint side base arm
B2	Hydraulic motor side base arm
C	Hydraulic motor
D	Swivel Joint
E	Hose exit side disc/drum assembly
F	Compartment for electro-hydraulic motor

HEAVY DUTY

Thanks to the use of the hydraulic motor (C) the GEMINI is capable of easily rewinding hoses of great lengths and dimensions.

F1 – Control unit 12/24VDC
Art.no. 22024 (24VDC)
Art.no. 22012 (12VDC)

F2 – Control unit 230VAC
Art.no. 22023

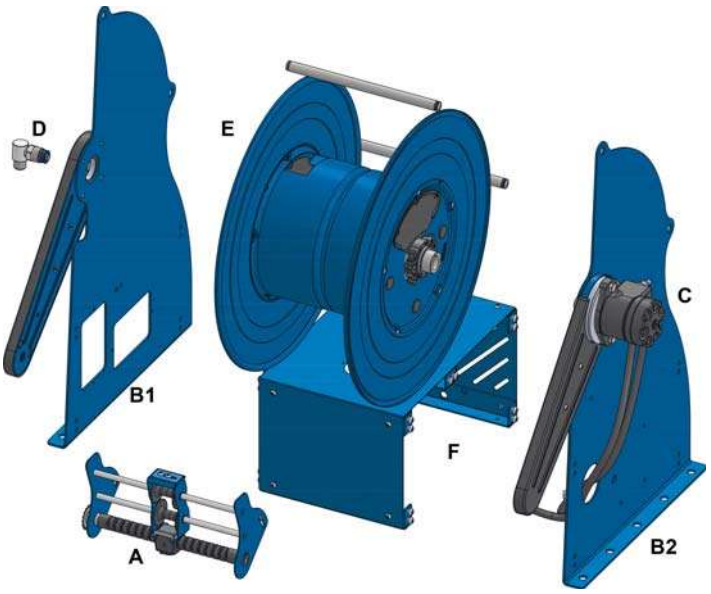

CONTROLS

BUTTON PANEL OPTIONAL

Art.no. 25103

REMOTE CONTROL OPTIONAL

Art.no. 25101

COMPLETE CONTROL PANEL AS STANDARD

Art.no. 25104 (230VAC)
Art.no. 25105 (12VDC)
Art.no. 25106 (24VDC)

500 SERIES - G1 — Ø Disc 540 mm - Spool 195 mm - Drum 250 mm

	Art.no. 12 VDC	Art.no. 24 VDC	Art.no. 230 VAC	Art.no. WITHOUT POWER SUPPLY	Max. pressure joint	Connection threads IN - OUT	Max diameter hose	Max length hose (m)	Swivel joint*
PAINTED STEEL	GF1252190	GF2452190	GF2352190	GFSGA52190	600 bar	1/2"(M) 1/2"(F)	1/4"	130	9951
							3/8"	85	
							1/2"	65	
	GF1252191	GF2452191	GF2352191	GFSGA52191	100 bar	1"(M)- 3/4"(F)	3/4"	30	9970
							1"	18	
AISI 304 STAINLESS STEEL	GX1252190	GX2452190	GX2352190	GXSGA52190	200 bar	1/2"(M) 1/2"(F)	1/4"	130	9968
							3/8"	85	
							1/2"	65	
	GX1252191	GX2452191	GX2352191	GXSGA52191	100 bar	1"(M)- 3/4"(F)	3/4"	30	9970
							1"	18	

500 SERIES - G2 — Ø Disc 540 mm - Spool 260 mm - Drum 250 mm

	Art.no. 12 VDC	Art.no. 24 VDC	Art.no. 230 VAC	Art.no. WITHOUT POWER SUPPLY	Max. pressure joint	Connection threads IN - OUT	Max diameter hose	Max length hose (m)	Swivel joint*
PAINTED STEEL	GF1252260	GF2452260	GF2352260	GFSGA52260	600 bar **	1/2"(M) 1/2"(F)	1/4"	180	9951
							3/8"	115	
							1/2"	90	
	GF1252261	GF2452261	GF2352261	GFSGA52261	100 bar	1"(M)- 3/4"(F)	3/4"	40	9970
							1"	25	
AISI 304 STAINLESS STEEL	GX1252260	GX2452260	GX2352260	GXSGA52260	200 bar **	1/2"(M) 1/2"(F)	1/4"	180	9968
							3/8"	115	
							1/2"	90	
	GX1252261	GX2452261	GX2352261	GXSGA52261	100 bar	1"(M)- 3/4"(F)	3/4"	40	9970
							1"	25	

600 SERIES - G3 — Ø Disc 600 mm - Spool 260 mm - Drum 335 mm

	Art.no. 12 VDC	Art.no. 24 VDC	Art.no. 230 VAC	Art.no. WITHOUT POWER SUPPLY	Max. pressure joint	Connection threads IN - OUT	Max diameter hose	Max length hose (m)	Swivel joint*
PAINTED STEEL	GF1263260	GF2463260	GF2363260	GFSGA63260	600 bar **	1/2"(M) 1/2"(F)	1/4"	200	9951
							3/8"	150	
							1/2"	110	
	GF1263261	GF2463261	GF2363261	GFSGA63261	100 bar	1"(M)- 3/4"(F)	3/4"	55	9970
							1"	32	
	GF1263262	GF2463262	GF2363262	GFSGA63262	20 bar	1 1/4"(M)- 1 1/4"(M)	1 1/4"	22	9980
	GF1263263	GF2463263	GF2363263	GFSGA63263		1 1/4"(M)- 1 1/2"(M)	1 1/2"	15	9949
AISI 304 STAINLESS STEEL	GX1263260	GX2463260	GX2363260	GXSGA63260	200 bar **	1/2"(M) 1/2"(F)	1/4"	200	9968
							3/8"	150	
							1/2"	110	
	GX1263261	GX2463261	GX2363261	GXSGA63261	100 bar	1"(M)- 3/4"(F)	3/4"	55	9970
							1"	32	
	GX1263262	GX2463262	GX2363262	GXSGA63262	20 bar	1 1/4"(M)- 1 1/4"(M)	1 1/4"	22	9946
	GX1263263	GX2463263	GX2363263	GXSGA63263		1 1/4"(M)- 1 1/2"(M)	1 1/2"	15	9945

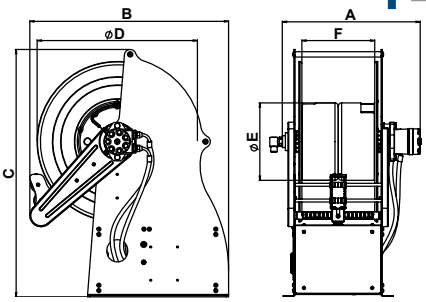

*) The reels in painted steel are equipped with mineral oil compatible swivel joint gaskets. The hose reels in stainless steel come with water-compatible Viton® swivel joint gaskets.
See pages 227 for the complete range of swivel joints with gaskets compatible with other liquids.

**) When ordering, specify whether or not the application implies the use of low pressure hoses (see page 226 regarding the splitting of the roller).

DIMENSIONS AND PACKAGING

Art.no.	D (mm)	F (mm)	E (mm)	A-B-C (mm)	Packaging dimensions (mm)	Weight (kg)
G1	540	195	250	385x670x834	670x800x900	56
G2	540	260	250	450x670x834	670x800x900	63
G3	600	260	335	450x730x894	670x800x900	68

HEAVY DUTY TITANO with reinforced spring

The **TITANO HEAVY DUTY** line was developed with reinforced spring and characterized by robustness and stability, for use in the most demanding applications where hoses up to Ø 1 1/4" / Ø 1 1/2" are required.

It is supplied as standard with manual hose guide but with the possibility of being equipped with an automatic HOVA TG® hose guide.
To order the automatic hose guide add **TG** to the reel's code (e.g. TF5340350TG).

OPTIONAL
HOVA TG® Automatic hose guide

LEGEND	
A	Manual hose guide
B1	Swivel joint side base arm
B2	Spring drive side base arm
C	Spring
D1	Hose exit side disc/drum assembly
D2	Spring side disc/drum assembly and carter
E	Guide arm cover

WITH MANUAL HOSE GUIDE

SPRING SERIES - T1 Ø Disc 600 mm - Spool 400 mm - Drum 335 mm

	Art.no. CON GUIDATUBO MANUALE	Max. pressure joint	Connection threads IN - OUT	Spring	Max diameter hose	Max length hose (m)	Swivel joint*
PAINTED STEEL	**TF6340351**	100 bar	1"(M)-3/4"(F)	35m	**3/4" - 1"**	**35**	9970
	TF6340202	20 bar	1 1/4"(M)-1 1/4"(M)	20m	**1 1/4"**	**18**	9980
	TF6340203		1 1/4"(M)-1 1/2"(M)		**1 1/2"**	**12**	9949
AISI 304 STAINLESS STEEL	**TX6340351**	100 bar	1"(M)-3/4"(F)	35m	**3/4" - 1"**	**35**	9970
	TX6340202	20 bar	1 1/4"(M)-1 1/4"(M)	20m	**1 1/4"**	**18**	9946
	TX6340203		1 1/4"(M)-1 1/2"(M)		**1 1/2"**	**12**	9945

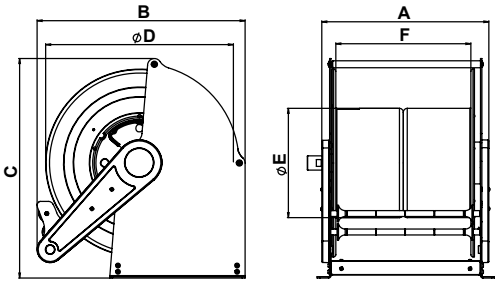

***) The reels in painted steel are equipped with mineral oil compatible swivel joint gaskets. The hose reels in stainless steel come with water-compatible Viton® swivel joint gaskets.**
See pages 227 for the complete range of swivel joints with gaskets compatible with other liquids.

****) When ordering, specify whether or not the application implies the use of low pressure hoses (see page 226 regarding the splitting of the roller).**

DIMENSIONS AND PACKAGING

Art.no.	D (mm)	F (mm)	E (mm)	A-B-C (mm)	Packaging dimensions (mm)	Weight (kg)
T1	600	400	335	481x765x830	670x800x900	40

TITANO HEAVY DUTY

ELECTRO-HYDRAULIC MOTOR DRIVEN HOSE REEL

TITANO HEAVY DUTY line with hydraulic motor suitable for 1 1/4" / 1 1/2" hoses, including 12/24 VDC (F1) or 230 VAC (F2) Electro-hydraulic control unit, button panel and complete control panel. They stand out for their robustness and stability and are suitable for heavy-duty applications.
NOTE: in this version the rewinding occurs via the use of the hydraulic motor, meanwhile the unwinding of the hose must be done manually.
While the rewinding occurs via the use of the hydraulic motor, the unwinding of the hose must be done manually.
It is supplied as standard with manual hose guide with the possibility of equipping it with NOVA TG® automatic hose guide.
To order the automatic hose guide add **TG** to the reel's code (e.g. TF1252400TG).

Manual hose guide

OPTIONAL
NOVA TG® Automatic hose guide

3 VERSIONS AVAILABLE

- **Painted steel;**
- **Aisi 304;**
- **Aisi 316**

LEGEND

A	Hose guide
B1	Swivel joint side base arm
B2	Motor side base arm
C	Hydraulic motor
D	Swivel joint
E	Drum and disks assembly
F	Control Unit Housing

HEAVY DUTY

Thanks to the use of the hydraulic motor (C) the GEMINI is capable of easily rewinding hoses of great lengths and dimensions.

Control unit 12/24VDC
Art.no. 22024 (24VDC)
Art.no. 22012 (12VDC)

Control unit 230VAC
Art.no. 22023

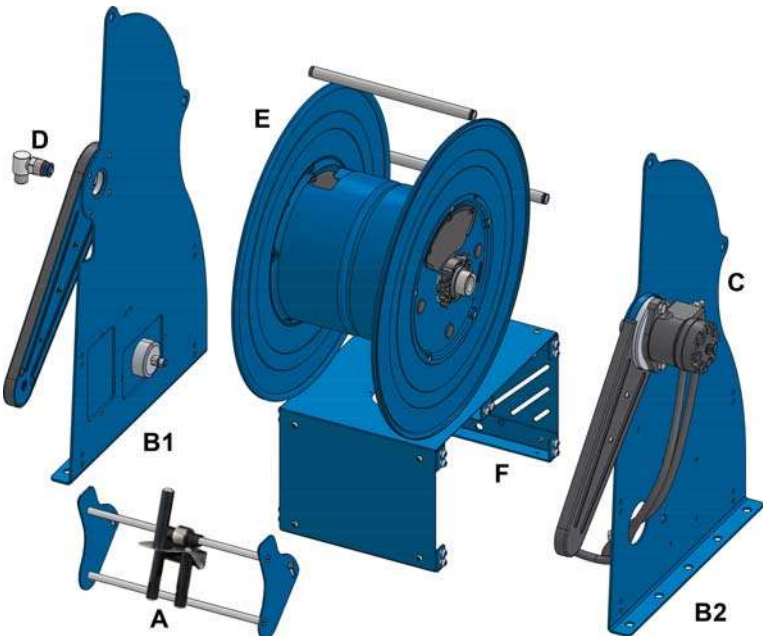

CONTROLS

BUTTON PANEL (OPTIONAL)

Art.no. 25103

REMOTE CONTROL (OPTIONAL)

Art.no. 25101

COMPLETE CONTROL PANEL AS STANDARD

Art.no. 25104 (230VAC)
Art.no. 25105 (12VDC)
Art.no. 25106 (24VDC)

WITH HOSE GUIDE

MANUAL HOSE GUIDE KIT

Manual hose guide.
Standard

Automatic hose guide.
Optional

OPTIONAL
NOVA TG®
automatic hose guide.

MOTOR DRIVEN SERIES - T2 Ø Disc 540 mm - Spool 400 mm - Drum 250 mm

	Art.no. 12 VDC	Art.no. 24 VDC	Art.no. 230 VAC	Art.no. WITHOUT POWER SUPPLY	Max. pressure joint	Connection threads IN - OUT	Max diameter hose	Max length hose (m)	Swivel joint*
PAINTED STEEL	TF1252400	TF2452400	TF2352400	TFSGA52400	600 bar **	1/2"(M) 1/2"(F)	1/4"	280	9951
							3/8"	180	
							1/2"	130	
	TF1252401	TF2452401	TF2352401	TFSGA52401	100 bar	1"(M)-3/4"(F)	3/4"	80	9970
							1"	40	
AISI 304 STAINLESS STEEL	TX1252400	TX2452400	TX2352400	TXSGA52400	200 bar **	1/2"(M) 1/2"(F)	1/4"	280	9968
							3/8"	180	
							1/2"	130	
	TX1252401	TX2452401	TX2352401	TXSGA52401	100 bar	1"(M)-3/4"(F)	3/4"	80	9970
							1"	40	

MOTOR DRIVEN SERIES - T3 Ø Disc 540 mm - Spool 400 mm - Drum 335 mm

	Art.no. 12 VDC	Art.no. 24 VDC	Art.no. 230 VAC	Art.no. WITHOUT POWER SUPPLY	Max. pressure joint	Connection threads IN - OUT	Max diameter hose	Max length hose (m)	Swivel joint*
PAINTED STEEL	TF1253400	TF2453400	TF2353400	TFSGA53400	600 bar **	1/2"(M) 1/2"(F)	1/4"	200	9951
							3/8"	140	
							1/2"	100	
	TF1253401	TF2453401	TF2353401	TFSGA53401	100 bar	1"(M)-3/4"(F)	3/4"	55	9970
							1"	30	
	TF1253402	TF2453402	TF2353402	TFSGA53402	20 bar	1 1/4"(M)-1 1/4"(M)	1 1/4"	20	9980
	TF1253403	TF2453403	TF2353403	TFSGA53403		1 1/4"(M)-1 1/2"(M)	1 1/2"	15	9949
AISI 304 STAINLESS STEEL	TX1253400	TX2453400	TX2353400	TXSGA53400	200 bar **	1/2"(M) 1/2"(F)	1/4"	200	9968
							3/8"	140	
							1/2"	100	
	TX1253401	TX2453401	TX2353401	TXSGA53401	100 bar	1"(M)-3/4"(F)	3/4"	55	9970
							1"	30	
	TX1253402	TX2453402	TX2353402	TXSGA53402	20 bar	1 1/4"(M)-1 1/4"(M)	1 1/4"	20	9946
	TX1253403	TX2453403	TX2353403	TXSGA53403		1 1/4"(M)-1 1/2"(M)	1 1/2"	15	9945

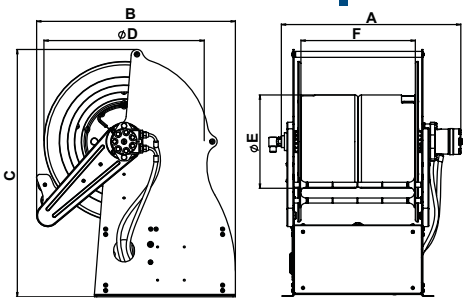

*) The reels in painted steel are equipped with mineral oil compatible swivel joint gaskets. The hose reels in stainless steel come with water-compatible Viton® swivel joint gaskets.
See pages 227 for the complete range of swivel joints with gaskets compatible with other liquids.

**) When ordering, specify whether or not the application implies the use of low pressure hoses (see page 226 regarding the splitting of the roller).

DIMENSIONS AND PACKAGING

Art.no.	D (mm)	F (mm)	E (mm)	A-B-C (mm)	Packaging dimensions (mm)	Weight (kg)
T2	540	400	250	586x670x834	670x800x901	70
T3	540	400	335	586x670x834	670x800x902	71

WITH HOSE GUIDE

MANUAL HOSE GUIDE KIT

Manual hose guide.
Standard

MOTOR DRIVEN SERIES - T4 Ø Disc 680 mm - Spool 400 mm - Drum 250 mm

	Art.no. 12 VDC	Art.no. 24 VDC	Art.no. 230 VAC	Art.no. WITHOUT POWER SUPPLY	Max. pressure joint	Connection threads IN - OUT	Max diameter hose	Max length hose (m)	Swivel joint*
PAINTED STEEL	TF1262401	TF2462401	TF2362401	TFSGA62401	100 bar	1"(M)-3/4"(F)	3/4"	130	9970
							1"	75	
AISI 304 STAINLESS STEEL	TX1262401	TX2462401	TX2362401	TXSGA62401	100 bar	1"(M)-3/4"(F)	3/4"	130	9970
							1"	75	

Automatic hose guide.
Optional

MOTOR DRIVEN SERIES - T5 Ø Disc 680 mm - Spool 400 mm - Drum 335 mm

	Art.no. 12 VDC	Art.no. 24 VDC	Art.no. 230 VAC	Art.no. WITHOUT POWER SUPPLY	Max. pressure joint	Connection threads IN - OUT	Max diameter hose	Max length hose (m)	Swivel joint*
PAINTED STEEL	TF1263401	TF2463401	TF2363401	TFSGA63401	100 bar	1"(M)-3/4"(F)	3/4"	100	9970
							1"	65	
	TF1263402	TF2463402	TF2363402	TFSGA63402	20 bar	1 1/4"(M)-1 1/4"(M)	1 1/4"	50	9980
	TF1263403	TF2463403	TF2363403	TFSGA63403		1 1/4"(M)-1 1/2"(M)	1 1/2"	30	9949
AISI 304 STAINLESS STEEL	TX1263401	TX2463401	TX2363401	TXSGA63401	100 bar	1"(M)-3/4"(F)	3/4"	100	9970
							1"	65	
	TX1263402	TX2463402	TX2363402	TXSGA63402	20 bar	1 1/4"(M)-1 1/4"(M)	1 1/4"	45	9946
	TX1263403	TX2463403	TX2363403	TXSGA63403		1 1/4"(M)-1 1/2"(M)	1 1/2"	20	9945

Manual hose guide.
Standard

MOTOR DRIVEN SERIES - T6 Ø Disc 680 mm - Spool 600 mm - Drum 335 mm

	Art.no. 12 VDC	Art.no. 24 VDC	Art.no. 230 VAC	Art.no. WITHOUT POWER SUPPLY	Max. pressure joint	Connection threads IN - OUT	Max diameter hose	Max length hose (m)	Swivel joint*
PAINTED STEEL	TF1263601	TF2463601	TF2363601	TFSGA63601	100 bar	1"(M)-3/4"(F)	3/4"	180	9970
							1"	90	
	TF1263602	TF2463602	TF2363602	TFSGA63602	20 bar	1 1/4"(M)-1 1/4"(M)	1 1/4"	75	9980
	TF1263603	TF2463603	TF2363603	TFSGA63603		1 1/4"(M)-1 1/2"(M)	1 1/2"	50	9949
AISI 304 STAINLESS STEEL	TX1263601	TX2463601	TX2363601	TXSGA63601	100 bar	1"(M)-3/4"(F)	3/4"	180	9970
							1"	90	
	TX1263602	TX2463602	TX2363602	TXSGA63602	20 bar	1 1/4"(M)-1 1/4"(M)	1 1/4"	75	9946
	TX1263603	TX2463603	TX2363603	TXSGA63603		1 1/4"(M)-1 1/2"(M)	1 1/2"	50	9945

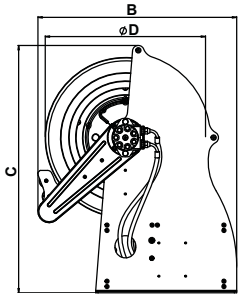

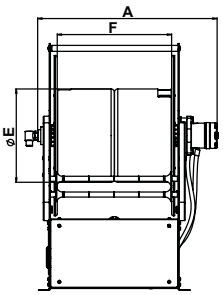

*) The reels in painted steel are equipped with mineral oil compatible swivel joint gaskets. The hose reels in stainless steel come with water-compatible Viton® swivel joint gaskets.
See pages 227 for the complete range of swivel joints with gaskets compatible with other liquids.

**) When ordering, specify whether or not the application implies the use of low pressure hoses (see page 226 regarding the splitting of the roller).

DIMENSIONS AND PACKAGING

Art.no.	D (mm)	F (mm)	E (mm)	A-B-C (mm)	Packaging dimensions (mm)	Weight (kg)
T4	680	400	250	586x730x894	670x800x903	74
T5	680	400	335	586x730x894	670x800x904	75
T6	680	600	335	786x730x894	-	78

OMPI hose reels, in addition to the standard versions, can be offered in **custom sizes** to meet specific application needs.

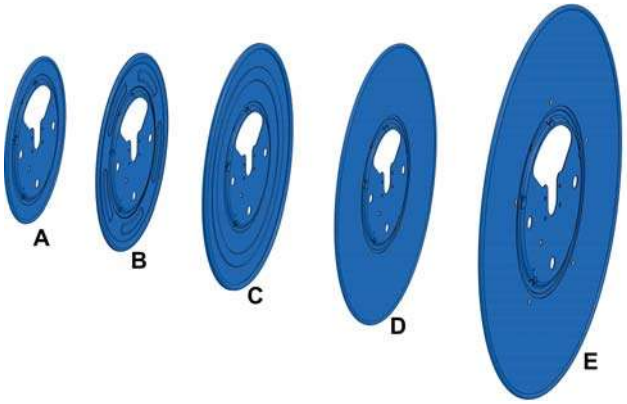

The discs are available in different sizes, including custom made, for all space requirements:

A: Ø 330mm
B: Ø 434mm
C: Ø 540mm
D: Ø 600mm / 660mm
E: Ø 1100mm



On request it is possible to provide a lowered version of the ANDROMEDA models with NOVA TG® hose guide, reducing its height **UP TO 5 CM less**.

THIN REEL LINE

SPECIAL HOSE REELS

The **Thin Reel line** was developed to manage hoses where there is a need to work in limited spaces.
The innovative construction design makes the hose reel particularly suitable for applications with limited space availability.

The reels are designed with a single guide arm to be able to be allocated in small spaces.

Art.no. **38600**

Automatic rewind, spring-driven hose reel, **series THIN REEL,** in painted steel, suitable for hoses of max 8 m length (ø hose 1/2") or max 15 m length (ø hose 1/4").

The hose reel is supplied without hoses and can be used with hoses for the supply of **oils, grease and compressed air.**

Art.no. **38500**

Same as art.no. 38600, but equipped with wetted parts in stainless steel AISI 304, for the use with **AdBlue®/DEF/AUS32, water, antifreeze, compressed air and water-based fluids, at low pressure.**



THIN REEL 300 SERIES — Ø Disc 332 mm - Spool 75 mm

PAINTED STEEL

Art.no.	Max working pressure	Connection threads IN - OUT	Max diameter hose	Max length hose 1/2" – 1/4" (m)	Material wetted parts	Weight (kg)	Packaging dimensions (mm)
38600	100 bar	1/2" (F) – 1/2" (M)	**1/2"**	**8 - 15**	Brass	9	600x510x270
38500	15 bar				Stainless steel AISI 304		

Art.no. **38700**

Automatic rewind, **spring-driven** hose reel, **series THIN REEL,** in painted steel, suitable for hoses of max 25 m length (ø hose 1/2").
This hose reel is equipped with a swivelling bracket which allows a rotation of 90° so that a laterally installed reel can be used then forward-facing and can be repositioned easily again after use.



Art.no. **38700M**

Automatic rewind, **manual-driven** hose reel, **series THIN REEL,** in painted steel, suitable for hoses of max 25 m length (ø hose 1/2").
This hose reel is equipped with a swivelling bracket which allows a rotation of 90° so that a laterally installed reel can be used then forward-facing and can be repositioned easily again after use.

Example of enclosed spece application. The reel is easily adjustable thanks to the pivotig wall bracket.

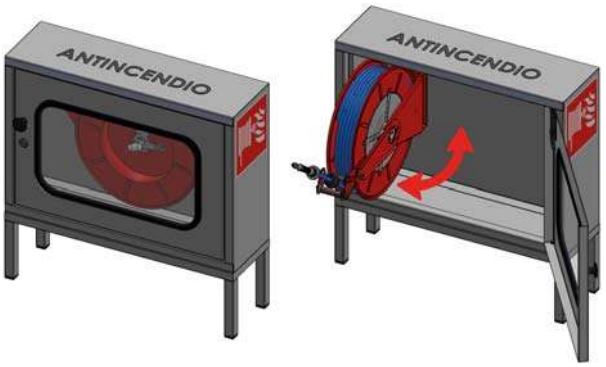

THIN REEL 500 SERIES — Ø Disc 540 mm - Spool 120 mm

PAINTED STEEL

Art.no.	Max working pressure	Internal diameter swivel joint	Max diameter hose	Max length hose (m)	Swivel joint	Dimensions (mm)	Weight (kg)	Packaging dimensions (mm)
38700	200 bar	12 mm	**1/2"**	**25**	9952	150x540x580	14	630x590x280
38700M							13	

Art.no. **39700**

Automatic rewind, spring-driven hose reel, in painted steel, provided for the suction of air or dust through suitable hoses with int. ø 50 mm (2") and a max length of 20 m. The hose reel is supplied without hose.

On demand the required hoses are also available.

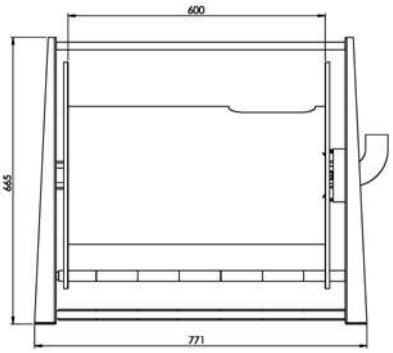

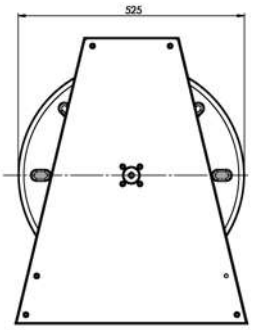

Art.no.	Connection IN - OUT	Hose reel material	Weight	Dimensions (LxWxH) (mm)
39700	Int. ø 50 mm	Carbon steel	40 kg	600 x 700 x 800

Art.no. **39750**

Automatic rewind, spring-driven hose reel, in stainless steel AISI 304, provided for the suction of air or dust through suitable hoses with int. ø 50 mm (2") and a max length of 20 m. The hose reel is supplied without hose.

On demand the required hoses are also available.

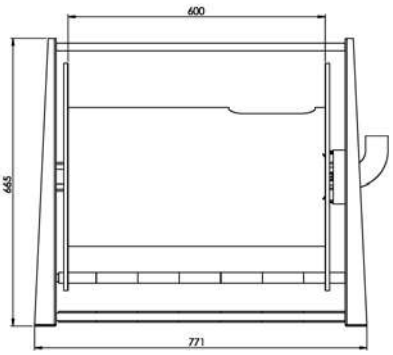

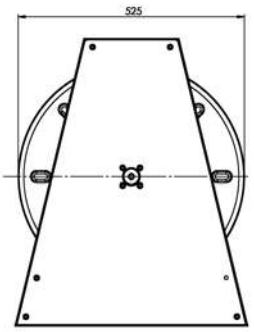

Art.no.	Connection IN - OUT	Hose reel material	Weight	Dimensions (LxWxH) (mm)
39750	Int. ø 50 mm	Stainless steel AISI 304	40 kg	600 x 700 x 800

Art.no. **9951**



Art.no. **9951-RF**

Art.no. **9952**

Art.no. **9957**

90° - high pressure swivel joints in galvanized steel for the use with painted hose reel models for hoses up to 1/2".

Art.no. **9951** Recommended for usual pressure applications with grease or oils (this is the standard swivel joint mounted on all painted steel hose reels for the use with grease up to 1/2").

Art.no. **9951-RF** Recommended for oil and grease with integrated electric normally closed valve. Power supply voltage 12VDC or 24VDC.

Art.no. **9952** Recommended for applications with mineral oils and compressed air.

Art.no. **9957** Recommended for applications with glycol and brake fluid.

Art. no.	Connection threads IN - OUT	Max working pressure	Max temperature	Internal diameter inlet swivel joint	Gaskets
9951	1/2" BSP (M)	600 bar	60° C	10 mm	PUR
9951- RF		250 bar			
9952	1/2" BSP (M)	200 bar	60° C	12 mm	PUR
9957	1/2" BSP (M)	200 bar	60° C	10 mm	EPDM

High pressure swivel joint, 90° - type, in galvanized steel, with ball valve, self-lubricating.

Art. no.	Connections	Max static pressure	Max flow rate
SJ9004	3/4" BSP	310 bar	120 l/min
SJ9005	1" BSP	280 bar	150 l/min
SJ9006	1 1/4" BSP	250 bar	200 l/min
SJ9007	1 1/2" BSP	210 bar	250 l/min
SJ9009	2" BSP	180 bar	300 l/min

High pressure swivel joint, straight type, in galvanized steel, with ball valve, self-lubricating.

Art. no.	Connection	Max static pressure	Max flow rate
SJL04	3/4" BSP	310 bar	120 l/min

Straight low pressure swivel joints in brass / free cutting steel. Recommended for applications with oils, diesel and compressed air.

Art.no. **71461**

Art.no. **71458**

Art.no. **71453**

Art.no. **71454**

Art.no. **71451**

Art. no.	Connection threads IN - OUT	Max working pressure	Max temperature	Internal diameter inlet swivel joint	Gaskets
71451	3/4" BSP (M) - 1" BSP (F)	20 bar	60° C	20 mm	NBR
71454	3/4" BSP (M) - 1" BSP (M)	20 bar	60° C	20 mm	NBR
71453	1" BSP (M) - 1" BSP (M)	20 bar	60° C	20 mm	NBR
71458	1" BSP (M) - 1" BSP (F)	20 bar	60° C	20 mm	NBR
71461	1 1/4" BSP (M) - 1" BSP (M)	20 bar	60° C	25 mm	NBR

Art.no. **9964**

Art.no. **9960K**

Art.no. **9961**
Art.no. **9962**

Art.no. **9967**

Art.no. **9968**

90° - high pressure swivel joints in stainless steel for the use with hose reel models for hoses up to 1/2".
Recommended for applications with water, AdBlue®/DEF/AUS32, glycol, other fluids compatible with this type of steel and compressed air.
The standard swivel joint mounted on all stainless steel hose reels in 1/2" is art. no. 9968.

Art. no.	Connection threads IN - OUT	Max working pressure	Max temp.	Internal diameter	Gaskets	Material swivel joint body
9960K	M 22 x1.5	200 bar	150° C	10 mm	FKM + EPDM	Stainless steel AISI 303
9961	1/2" BSP (M)	400 bar	150° C	10 mm	FKM	Stainless steel AISI 303
9962	1/2" BSP (M)	400 bar	150° C	10 mm	FKM	Stainless steel AISI 316
9968	1/2" BSP (M)	200 bar	150° C	10 mm	FKM + EPDM	Stainless steel AISI 303
9964	1/2" BSP (F)	200 bar	150° C	10 mm	FKM + EPDM	Stainless steel AISI 303
9966T.F.	1/2" BSP (M)	600 bar	150° C	10 mm	FKM + PTFE	Stainless steel AISI 303
9967	1/2" BSP (M)	200 bar	150° C	12 mm	FKM + EPDM	Stainless steel AISI 303

Art.no. **9987**
Art.no. **9981**

Art.no. **9970**

90° - high pressure swivel joints in stainless steel for the use with hose reel models for hoses up to 1".
Recommended for applications with water, AdBlue®/DEF/AUS32, glycol, other fluids compatible with this type of steel and compressed air.
The standard swivel joint mounted on all stainless steel and painted hose reels in 1" is art. no. 9970.

Art. no.	Connection threads IN - OUT	Max working pressure (*)	Max temperature	Internal diameter inlet swivel joint	Gaskets	Material swivel joint body
9970	1" BSP (M)	100 bar	100° C	20 mm	FKM	Stainless steel AISI 303
9987	1" BSP (M)	100 bar	100° C	20 mm	FFKM + FKM	Stainless steel AISI 303
9981	1" BSP (M)	100 bar	100° C	20 mm	FFKM + FKM	Stainless steel AISI 316

(*) Static pressure

Explanation:
EPDM: Etilene Propylene Diene Monomer
FKM: Fluoro rubber (Viton®)
FFKM: Perfluorinated rubber (Kalrez®)
PUR: Polyurethane

Art.no. **9997**

Art.no. **9996**

Interchangeable fluid shaft suitable for installation in hose reels in dimension 1/2".
They are available in galvanized and stainless steel AISI 304. In combination with swivel joints they enable the use of a painted steel hose reel model also for fluids that require wetted parts in stainless steel (f. ex. water, AdBlue®/DEF/AUS32), just by changing the components which are in contact with the fluid.

Stainless steel bended pipes with M 1/2" outlet to facilitate the mounting of the hose and for a smoother fluid output, avoiding bottlenecks.

Art.no. **090060**
for hose reels with Ø 320 mm internal drum diameter.

Art.no. **090061**
for hose reels with Ø 264 mm internal drum diameter.

Art.no. **090060** Art.no. **090061**

Art. no.	Inlet connection thread	Outlet connection thread	Internal diameter inlet swivel joint	Material swivel joint body
9996	3/4" BSP (F)	1/2" BSP (M)	12 mm	Galvanized steel
9997	3/4" BSP (F)	1/2" BSP (M)	12 mm	Stainless steel AISI 304

TOWER CONNECTION

90° degrees curve with hinge for Ø 1" hose reel for an easy connection of the hose and facilitate the fluid flow without bottlenecks.
This new model allows you to mount the bend directly on the hose's thread, fasten it on the hinge and assemble it on the hose reel.
Available in galvanized steel and AISI 304 stainless steel, which, combined to the swivel joints, also allow the use of painted hose reels in applications where the fluid requires passages in stainless steel (e.g. water, AdBlue®/DEF/AUS32, etc.). They are available in different heights for hose reels with drum diameter 250mm or 335mm.



Art.no. for Drum 250 mm	Art.no. for Drum 335 mm	IN connection	OUT connection	Ø	Material
9975	**9975L**	F 1" BSP	M 3/4" BSP	19 mm	GALVANIZED STEEL
9976	**9976L**	F 1" BSP	M 1" BSP	19 mm	GALVANIZED STEEL
9993	**9993L**	F 1" BSP	M 3/4" BSP	19 mm	GALV. STEEL/ANOD. ALUMINUM
9998	**9998L**	F 1" BSP	M 1" BSP	19 mm	GALV. STEEL/ANOD. ALUMINUM
1093	**1093L**	F 1" BSP	M 3/4" BSP	19 mm	AISI 304 STAINLESS STEEL
1094	**1094L**	F 1" BSP	M 1" BSP	19 mm	AISI 304 STAINLESS STEEL
1190	**1190L**	F 3/4" BSP	M 1/2" BSP	12 mm	AISI 304 STAINLESS STEEL
1191	**1191L**	F 3/4" BSP	M 3/8" BSP	12 mm	AISI 304 STAINLESS STEEL
1192	**1192L**	F 3/4" BSP	M 1/4" BSP	12 mm	AISI 304 STAINLESS STEEL

GOOSENECK

"Goose neck" bend with hinge for an easy connection of the hose and facilitate the fluid flow without bottlenecks.
Available in galvanized steel and AISI 304 stainless steel, which, combined with swivel joints, also allow the use of painted hose reels in applications where the fluid requires passages in stainless steel (e.g. water, AdBlue®/DEF/AUS32, etc.).

Art.no. **9942-9943** for hose reel with 250 mm drum.
Art.no. **9942L-9943L** for hose reel with 335 mm drum.

Art.no.	IN connection	OUT connection	Ø	Material
9942	F 1" BSP	M 3/4" BSP	19 mm	AISI 304 STAINLESS STEEL
9943	F 1" BSP	M 1" BSP	20 mm	AISI 304 STAINLESS STEEL
9942L	F 1" BSP	M 3/4" BSP	19 mm	AISI 304 STAINLESS STEEL
9943L	F 1" BSP	M 1" BSP	20 mm	AISI 304 STAINLESS STEEL

ROLLER SPHERE

Stainless steel swivel joints for Ø 1 1/4" and Ø 1 1/2" hose reels with fixed shaft and swivel support with built-in curve.

Art.no. **9946** for hose reel with 335 mm drum.

Art.nos. **9945** e **9946** are joints inside the roller with a fixed hinge.

Art.nos. **9947** and **9950** are swivel joints with external application and rotation of the joint itself.

Art.no.	IN connection	OUT connection	P. Max	T. Max	Ø	Gasket	Pin length	Material
9945	M 1 1/4" BSP	M 1 1/2" BSP	20 bar	100° C	33 mm	Viton® NBR	80 mm	AISI 304
9946	M 1 1/4" BSP	M 1 1/4" BSP	20 bar	100° C	26 mm	Viton® NBR	80 mm	AISI 304
9947	M 1 1/2" BSP	M 1 1/4" BSP	20 bar	100° C	25 mm	Viton® NBR	75 mm	AISI 304
9950	M 1 1/2" BSP	M 1 1/2" BSP	20 bar	100° C	32 mm	Viton® NBR	75 mm	AISI 304

The range of **OMPI** reels is made in two different versions depending on the type of hose mounted in the drum:
- **Short gap roller** (standard, provides a 90° bend of the hose).
- **Long gap roller** (requires assembly of the hose aligned with the drum without bending).

Where high pressure hoses (with metal braid) are used, it is recommended to choose the roller with Short gap, meanwhile, to fit low pressure hoses (with textile braid), choose the roller with long gap and Tower Connection curve which permit to align the hose on the drum without causing bottlenecks.

SHORT GAP DRUM

Standard for hoses up to 1/2" at high pressure

The hose is mounted directly on the hinge via an adapter (nipples): in this way the hose is bent 90°. Indicate the diameter of the hose.



LONG GAP DRUM

Standard for 1/4" up to 1" low pressure hoses

The hose reel is supplied with the curve TOWER CONNECTION to allow the hoses to align correctly, avoiding bending and bottlenecks. Indicate the diameter of the pipe.

Art.no. 9862 Adapter for joint Ø 1/2" from mount on Ø 1" pin.

WHEN ORDERING HOSE REELS FOR HOSE APPLICATIONS AT LOW PRESSURE IT IS NECESSARY TO INDICATE THE DRUM MODEL WITH LONG GAP BP + THREAD DIAMETER.

Example: AF4213150BP (low pressure version).

HIGH PRESSURE 90° SWIVEL JOINTS FOR PAINTED 1/2" HOSE REELS

Art.no.	Description	Int. Ø	Connection	Bush kit code	Seal material	Max pressure	Temperature
90° STEEL SWIVEL JOINTS 1/2"							
9951	STEEL WIVEL JOINT1/2"G M	10 mm	1/2"G M	990036 + 065518	BRASS+PU	600 bar	60°C
9951-NPT	STEEL WIVEL JOINT1/2"NPT F	10 mm	1/2"NPT F	990036 + 065518	BRASS+PU	600 bar	60°C
9952	STEEL WIVEL JOINT1/2"G M	12 mm	1/2" G M	990136 + 99PO12	BRASS+PU	200 bar	60°C
9952-NPT	STEEL WIVEL JOINT1/2"NPT F	12 mm	1/2"NPT F	990136 + 99PO12	BRASS+PU	200 bar	60°C
9954	STEEL WIVEL JOINT1/2"G F	10 mm	1/2"G F	990036 + 065518	BRASS+PU	600 bar	60°C
9957	STEEL WIVEL JOINT 1/2"G M	10 mm	1/2"G M	991118 + 06EP18	INOX+EDPM	200 bar	60°C
90° STAINLESS STEEL (AISI 303) SWIVEL JOINTS 1/2"							
9956	S/S AISI 303 SWIVEL JOINT1/2"G F	12 mm	1/2"G F	9937	VITON®+EPDM	200 bar	150°C
9960K	S/S AISI 303 SWIVEL JOINT1/2"G M22	10 mm	M22x1.5	9932	VITON®+EPDM	200 bar	150°C
9960K-400	S/S AISI 303 SWIVEL JOINT1/2"G M	10 mm	M22x1.5	9933	VITON®+FIBERGLASS	400 bar	150°C
9961	S/S AISI 303 SWIVEL JOINT1/2"G M	10 mm	1/2"G M	9933	VITON®+FIBERGLASS	400 bar	150°C
9964	S/S AISI 303 SWIVEL JOINT1/2"G F	10 mm	1/2"G F	9932	VITON®+EPDM	200 bar	150°C
9964-400	S/S AISI 303 SWIVEL JOINT1/2"G F	10 mm	1/2"G F	9933	VITON®+FIBERGLASS	400 bar	150°C
9964-NPT	S/S AISI 303 SWIVEL JOINT1/2"NPT F	10 mm	1/2"NPT F	9932	VITON®+EPDM	200 bar	150°C
9966T.F.	S/S AISI 303 SWIVEL JOINT1/2"G M	10 mm	1/2"G M	9918	VITON®+PTFE+BRASS	600 bar	150°C
9967	S/S AISI 303 SWIVEL JOINT1/2"G M	12 mm	1/2"G M	9937	VITON®+EPDM	200 bar	150°C
9968	S/S AISI 303 SWIVEL JOINT1/2"G M	10 mm	1/2" G M	9932	VITON®+EPDM	200 bar	150°C
90° STAINLESS STEEL (AISI 316) SWIVEL JOINTS 1/2"							
9962	S/S AISI 316 SWIVEL JOINT 1/2"G M	10 mm	1/2"G M	9934	VITON®+FIBERGLASS	400 bar	150°C
9962-ST	S/S AISI 316 COAXIAL SWIVEL JOINT	10 mm	1/2"NPT F	9934	VITON®+FIBERGLASS	400 bar	150°C
9962N	S/S AISI 316 SWIVEL JOINT 1/2"NPT F	10 mm	1/2"NPT F	9934	VITON®+FIBERGLASS	400 bar	150°C
9962-600TF	S/S AISI 316 SWIVEL JOINT 1/2"G M	10 mm	1/2"G M	9916	VITON®+PTFE+BRASS	600 bar	150°C
90° BRASS SWIVEL JOINTS 1/2"							
9988	BRASS SWIVEL JOINT 3/8"G F	10 mm	3/8"G F	990036 + 065518	BRASS+PU	200 bar	60°C

HIGH PRESSURE 90° SWIVEL JOINTS FOR PAINTED 1" HOSE REELS

Art.no.	Description	Int. Ø	Connection	Bush kit code	Seal material	Max pressure	Temperature
90° STEEL SWIVEL JOINTS 1"							
9970F	STEEL WIVEL JOINT1"G M	19 mm	1" G M	KIT99VIFE	FKM (VITON®)	20 bar	60° C
9974	STEEL WIVEL JOINT1"G F	19 mm	1" G F	KIT99VIFE	FKM (VITON®)	20 bar	60° C
9979	STEEL WIVEL JOINT1"G M	19 mm	1" G M	KIT99TEFE	FFKM+VITON®	20 bar	60° C
90° STAINLESS STEEL (AISI 303) SWIVEL JOINTS 1"							
9970	S/S AISI 303 SWIVEL JOINT1"G M	19 mm	1" G M	KIT99VI303	FKM (VITON®)	100 bar	100° C
9970-NPT	S/S AISI 303 SWIVEL JOINT1"NPT M	19 mm	1" NPT M	KIT99VI303	FKM (VITON®)	100 bar	100° C
9977	S/S AISI 303 SWIVEL JOINT1"G F	19 mm	1" G F	KIT99VI303	FKM (VITON®)	100 bar	100 °C
9978	S/S AISI 303 SWIVEL JOINT1"G M	19 mm	1" G M	KIT99TEOT	BRASS+VITON®+FFKM	100 bar	100° C
9984	S/S AISI 303 SWIVEL JOINT1"G M	19 mm	1"G M	KIT99EP303	EPDM	100 bar	100° C
9987	S/S AISI 303 SWIVEL JOINT1"G M	19 mm	1" G M	KIT99TE303	FFKM+VITON®	100 bar	100° C
90° STAINLESS STEEL (AISI 316) SWIVEL JOINTS 1"							
9981	S/S AISI 316 SWIVEL JOINT 1"G M	19 mm	1"G M	KIT99TE316	FFKM+FKM (VITON®)	100 bar	100° C
9981N	S/S AISI 316 SWIVEL JOINT 3/4"NPT F	19 mm	3/4"NPT F	KIT99TE316	FFKM+FKM (VITON®)	100 bar	100° C
9981F	S/S AISI 316 SWIVEL JOINT 1"G F	19 mm	1"G F	KIT99TE316	FFKM+FKM (VITON®)	100 bar	100° C
9981-STM	S/S AISI 303 COAXIAL SWIVEL JOINTE AISI 316 1"NPT M	19 mm	1"NPT M	KIT99TE316	FFKM+FKM (VITON®)	100 bar	100° C
9981NPT	S/S AISI 316 SWIVEL JOINT 1"NPT M	19 mm	1"NPT M	KIT99TE316	FFKM+FKM (VITON®)	100 bar	100° C
9989	S/S AISI 316 SWIVEL JOINT 1"G M	19 mm	1"G M	KIT99TT316	FFKM	100 bar	100° C
9995	S/S AISI 316 COAXIAL SWIVEL JOINT 3/8" M	8 mm	3/8"G M	809948	PK100-CN	800 bar	100° C

Suitable for the adjustment of the desired hose length outside the reel and for stopping the hose at the required position when rewinding.

Art.no.	ø hose	ø bumper (mm)
37004	3/4"	26
37005	1"	33
37001	1/4"	15
37002	3/8"	17
37003	1/2"	20

Art. no.	Thread dimensions	Thread type	Description	Type
4223	1/4″ x 1/4″	**BSP**	Double male connection adapter in galvanized steel.	
9910	1/2″ x 1/2″			
9911	1/2″ x 3/8″			
9912	1/2″ x 1/4″			
9915	1/2″ x 3/4″			
9924	1″ x 3/4″			
9925	3/4″ x 3/4″			
9927	1″ x 1″			
9928A	1' x 1/2″			
9999	1 1/4"x 1″			
9908	1/2″ x 1/2″	**BSP**	Double male connection adapter in stainless steel.	
9909	1/2″ x 3/8″			
9907	1/2″ x 3/4″			
9917	3/4″ x 3/4″			
9920	1″ x 1″			
9919	1/2″ - 22x1,5			

Art. no.	Thread dimensions	Thread type	Description	Type
4223N	1/4″ x 1/4″	**BSP - NPT**	Double male connection adapter in galvanized steel.	
9910N	1/2″ x 1/2″			
9911N	1/2″ x 3/8″			
9912N	1/2″ x 1/4″			
9915N	1/2″ x 3/4″			
9924N	1″ x 3/4″			
9904N	3/4″ x 3/4″			
9927N	1″ x 1″			
9928N	1' x 1/2″			
9999N	1 1/4"x 1″			
9908N	1/2″ x 1/2″	**BSP - NPT**	Double male connection adapter in stainless steel.	
9909N	1/2″ x 3/8″			
9907N	1/2″ x 3/4″			
9917N	3/4″ x 3/4″			
9920N	1″ x 1″			
9919N	1/2″ - 22x1,5			

Art. no.	Thread dimensions	Thread type	Description	Type
4229	1/4″ x 1/4″	**BSP**	Male – Female swivel connection adapter in galvanized steel.	
9901	1/2″ x 1/2″			

Art. no.	Thread dimensions	Thread type	Description	Type
4229N	1/4″ x 1/4″	**BSP - NPT**	Male – Female swivel connection adapter in galvanized steel.	
9901N	1/2″ x 1/2″			

Art. no.	Thread dimensions	Thread type	Description	Type
4231	1/4″ x 1/4″	**BSP**	Male – Female connection adapter in galvanized steel.	
9905	1/2″ x 1/4″			
9906	1/2″ x 3/8″			
9902	1/2″ x 1/2″			
9903	1/2″ x 3/4″			
9916A	1/2″ x 1/2″	**BSP**	Female – Female connection adapter in galvanized steel.	

Art. no.	Thread dimensions	Thread type	Description	Type
4231N	1/4″ x 1/4″	**BSP - NPT**	Male – Female connection adapter in galvanized steel.	
9905N	1/2″ x 1/4″			
9906N	1/2″ x 3/8″			
9902N	1/2″ x 1/2″			
9903N	1/2″ x 3/4″			
9916N	1/2″ x 1/2″	**BSP - NPT**	Female – Female connection adapter in galvanized steel.	

Art. no.	Thread dimensions	Thread type	Description	Type
4232	1/4″ x 1/4″	**BSP**	90°- curved Male – female connection adapter, in galvanized steel.	
9939A	1/2″ x 1/2″			

Art. no.	Thread dimensions	Thread type	Description	Type
4232N	1/4″ x 1/4″	**BSP - NPT**	90°- curved Male – female connection adapter, in galvanized steel.	
9939N	1/2″ x 1/2″			

Hydraulic quick couplings and quick connectors male/female with BSP or NPT – connection threads.

Art. no. M + F	Art. no. M	Art. no. F	Thread dimension	Thread type	Type
4222	**4222M**	**4222F**	1/4"	**BSP**	
2261	**2261M**	**2261F**	1/2"		
2262	**2262M**	**2262F**	3/8"		
2263	**2263M**	**2263F**	3/4"		
2264	**2264M**	**2264F**	1"		

Art. no. M	Art. no. F	Thread dimension	Thread type	Type
4222M-NPT	**4222F-NPT**	1/4"	**NPT**	
2261M-NPT	**2261F-NPT**	1/2"		
2262M-NPT	**2262F-NPT**	3/8"		
2263M-NPT	**2263F-NPT**	3/4"		
2264M-NPT	**2264F-NPT**	1"		

High pressure rubber hoses in accordance with SAE 100 R1AT, with swaged female BSP connection threads (swivel nuts), suitable for the supply of **oils** and **diesel** at high pressure.

Internal structure in oil-resistant, synthetic rubber, coating in rubber highly resistant to abrasion, ozone and atmospheric influences. Reinforcement: 1 steel wire braided, highly resistant layer.

Art. no.	Nominal diameter	Internal diameter	External diameter	Working pressure	Burst pressure	Min bending radius	Working temperature (min/max)	Weight
200XX	3/8"	10 mm	17,4 mm	180 bar	720 bar	130 mm	-40/+100°C	0,33 kg/m
310XX	1/2"	12,7 mm	20,6 mm	160 bar	640 bar	180 mm	-40/+100°C	0,43 kg/m
400XX	3/4"	19,0 mm	27,7 mm	105 bar	420 bar	240 mm	-40/+100°C	0,61 kg/m
316XX	1"	25,4 mm	35,6 mm	88 bar	350 bar	300 mm	-40/+100°C	0,94 kg/m

XX= stands for the required hose length in meters (f. ex. 310**15** = 15 m)

High pressure rubber hoses in accordance with SAE 100 R2AT, with swaged female BSP connection threads (swivel nuts), suitable for the supply of **grease** and **water** at high pressure.
Internal structure in oil-resistant, synthetic rubber, coating in rubber highly resistant to abrasion, ozone and atmospheric influences. Reinforcement: 2 steel wire braided, highly resistant layers.

Art. no.	Nominal diameter	Internal diameter	External diameter	Working pressure	Burst pressure	Min bending radius	Working temperature (min/max)	Weight
810XX	1/4"	6,4 mm	15 mm	400 bar	1600 bar	100 mm	-40/+100°C	0,36 kg/m
820XX	3/8"	9,5 mm	19 mm	330 bar	1320 bar	130 mm	-40/+100°C	0,53 kg/m
830XX	1/2"	12,7 mm	22,2 mm	275 bar	1100 bar	180 mm	-40/+100°C	0,63 kg/m
850XX	3/4"	19 mm	29,3 mm	215 bar	850 bar	240 mm	-40/+100°C	0,92 kg/m
860XX	1"	25,4 mm	38,1 mm	165 bar	650 bar	300 mm	-40/+100°C	1,38 kg/m

XX= stands for the required hose length in meters (f. ex. 81**015** = 15 m)

High pressure, **blue antistaining rubber hoses,** in accordance with SAE 100 R2AT, with swaged female BSP connection threads (swivel nuts), suitable for the supply of **water** at high pressure (f. ex. in combination with high pressure cleaners).

Internal structure in oil-resistant, synthetic rubber, coating in rubber highly resistant to abrasion, ozone and atmospheric influences. Reinforcement: 2 steel wire braided, highly resistant layers.

Art. no.	Nominal diameter	Internal diameter	External diameter	Working pressure	Burst pressure	Min bending radius	Working temperature (min/max)	Weight
260XX	5/16"	7,9 mm	15 mm	400 bar	1600 bar	85 mm	-10/+160°C	0,36 kg/m
230XX	3/8"	9,5 mm	18 mm			90 mm		0,46 kg/m
240XX	1/2"	12,7 mm	22,2 mm			100 mm		0,63 kg/m

XX= stands for the required hose length in meters (f. ex. 23**015** = 15 m)

Low pressure rubber hoses in accordance with SAE 100 R6 – DIN EN 854, with swaged female BSP connection threads (swivel nuts), suitable for the supply of **diesel** and **water** at low pressure.
Internal structure in oil-resistant, synthetic rubber, coating in rubber highly resistant to abrasion, ozone and atmospheric infl uences. Reinforcement: 1 textile braided and 1 steel wire braided layer.

Art. no.	Nominal diameter	Internal diameter	External diameter	Working pressure	Burst pressure	Min bending radius	Working temperature (min/max)	Weight
650XX	3/4"	19 mm	26 mm	10 bar	97 bar	140 mm	-40/+100°C	0,32 kg/m
740XX	1"	25 mm	32 mm	10 bar	97 bar	152 mm	-40/+100°C	0,43 kg/m
770XX	1 1/4"	32 mm	43 mm	10 bar	40 bar	185 mm	-40/+100°C	1,02 kg/m
780XX	1 1/2"	38 mm	50 mm	10 bar	40 bar	225 mm	-40/+100°C	1,60 kg/m

XX= stands for the required hose length in meters (f. ex. 650**15** = 15 m)

Low pressure synthetic rubber hoses with swaged female BSP connection threads (swivel nuts) in brass (on demand also in stainless steel), suitable for the use with **hot water** in food industry applications.
Internal structure white, food industry – qualified synthetic rubber, coating in blue rubber highly resistant to abrasion, heat, ozone and atmospheric influences. Reinforcement with highly resistant synthetic cord. In accordance with FDA food industry standards.

Art. no.	Nominal diameter	Internal diameter	External diameter	Working pressure	Burst pressure	Min bending radius	Working temperature (min/max)	Weight
210XX	1/2"	12 mm	22 mm	10 bar	30 bar	100 mm	-30/+120°C	0.3 kg/m
270XX	3/4"	19 mm	31 mm			112 mm		0.7 kg/m
290XX	1"	25 mm	37 mm			152 mm		0.9 kg/m

XX= stands for the required hose length in meters (f. ex. 210**15** = 15 m)

Low pressure hoses in hydrocarbon resistant black rubber with swaged female BSP connection threads (swivel nuts), suitable for the use with **petrol, unleaded petrol and diesel** in accordance with norm **EN 1360 type 1 ISO 1307**.
Smooth internal structure in black nitrile rubber, resistant to hydrocarbons. Cover in conductive black rubber, highly resistant to oils, abrasion, ozone and atmospheric infl uences. Reinforcement with high tenacity textile inserts and antistatic copper cord.

Art. no.	Nominal diameter	Internal diameter	External diameter	Working pressure	Burst pressure	Min bending radius	Working temperature (min/max)	Weight
930XX	1/2"	12.7 mm	21.5 mm	16 bar	48 bar	50 mm	-30/+55°C	0.29 kg/m
940XX	3/4"	19 mm	29 mm			95 mm		0.48 kg/m
950XX	1"	25.4 mm	36.5 mm			130 mm		0.69 kg/m

XX= stands for the required hose length in meters (f. ex. 930**15** = 15 m)

Low pressure hoses in hydrocarbon resistant black rubber with swaged female BSP connection threads (swivel nuts), suitable for the use with **fuels** and **petrol** in accordance with **norm EN 1761**.
Smooth internal structure in black rubber, resistant to hydrocarbons with an aromatic content of not more than 60 % and unleaded petrol with a max MTBE - content of 5 %. Cover in conductive black rubber, highly resistant to abrasion, ozone and atmospheric influences. Reinforcement with highly resistant synthetic cord. Resistant to inflammability in accordance with code of practice for flammable fluids TRbF 131, part 2, no. 5.5.

Art. no.	Nominal diameter	Internal diameter	External diameter	Working pressure	Burst pressure	Min bending radius	Working temperature (min/max)	Weight
290XX	1"	25 mm	38 mm	18 bar	81 bar	182 mm	-30/+70°C	0.85 kg/m

XX= stands for the required hose length in meters (f. ex. 2901**5** = 15 m)

Low pressure synthetic EPDM rubber hoses with swaged female BSP connection threads (swivel nuts) in stainless steel, suitable for the use with **AdBlue®/DEF/AUS32, water at low and high temperatures, chemical fluids, acids, glycol and compressed air** at low pressure. Internal structure in conductive black rubber, cover in black rubber, highly resistant to abrasion, heat, ozone and atmospheric influences. Reinforcement with highly resistant synthetic cord. In accordance with norm BS 2050:1978.

Art. no.	Nominal diameter	Internal diameter	External diameter	Working pressure	Burst pressure	Min bending radius	Working temperature (min/max)	Weight
2897XX	1/2"	13 mm	21 mm	20 bar	60 bar	100 mm	-40/+120°C	0.26 kg/m
288XX	3/4"	19 mm	30 mm			112 mm		0.57 kg/m

XX= stands for the required hose length in meters (f. ex. 2881**5** = 15 m)

Low pressure, blue PVC – hoses with swaged female BSP connection threads (swivel nuts) in brass, suitable for the use with **compressed air** and **water** at low pressure.
Reinforcement with highly break resistant polyester cord.

Art. no.	Nominal diameter	Internal diameter	External diameter	Working pressure	Burst pressure	Min bending radius	Working temperature (min/max)	Weight
460XX	3/8″	10 mm	16.5 mm	40 bar	120 bar	30 mm	-15 / +50°C	0.19 kg/m
450XX	1/2″	13 mm	20 mm	40 bar	120 bar	40 mm	-15 / +50°C	0.25 kg/m
440XX	3/4″	19 mm	28 mm	40 bar	120 bar	75 mm	-15 / +50°C	0.47 kg/m
211XX	1″	25 mm	36 mm	40 bar	120 bar	110 mm	-15 / +50°C	0.84 kg/m

XX= stands for the required hose length in meters (f. ex. 45**015** = 15 m)

Polyurethane hose with high tenacity polyester yarn reinforcement.
Very light and flexible even at low temperatures; high resistance to abrasion and bending.

Art. no.	Internal diameter	External diameter	Working pressure	Burst pressure	Min bending radius	Working temperature (min/max)	Weight
420XX	8 mm	12 mm	20 bar	60 bar	40 mm	-40 / +80°C	0.75 kg/m

XX= stands for the required hose length in meters (f. ex. 420**15** = 15 m)

Flexible rubber hoses, suitable for the transport of **MINERAL OILS, DIESEL** and **ECOLOGICAL GASOLINE.**
Smooth substrate in black NBR rubber resistant to petroleum products, reinforcement with inserts of high resistance synthetic yarns, antistatic black nitrile rubber cover resistant to abrasion, fuels, oils and atmospheric agents.
Compatible with fluids in accordance with EN 590: 2010.

Art. no.	Nominal diameter	Internal diameter	External diameter	Working pressure	Burst pressure	Min bending radius	Working temperature (min/max)	Weight
610XX	3/4"	19 mm	27 mm	10 bar	30 bar	150 mm	-20 / +80°C	0.40 kg/m
710XX	1"	25 mm	35 mm	10 bar	30 bar	150 mm	-20 / +80°C	0.66 kg/m

XX= stands for the required hose length in meters (f. ex. 610**15** = 15 m)

Flexible hoses in thermoplastic rubber based on PVC, PU and two-layer nitrile rubber with spiral in built-in galvanized steel and polyester fiber reinforcement.
Suitable for the transport of **OILS, BLUE DIESEL, DIESEL and BIO DIESEL.**

Art. no.	Nominal diameter	Internal diameter	External diameter	Working pressure	Burst pressure	Min bending radius	Working temperature (min/max)	Weight
620XX	3/4"	19 mm	28 mm	12 bar	48 bar	70 mm	-25 / +55°C	0.45 kg/m
716XX	1"	25 mm	35.5 mm	12 bar	48 bar	80 mm	-25 / +55°C	0.67 kg/m

XX= stands for the required hose length in meters (f. ex. 620**15** = 15 m)

Sprayers with container in painted steel for the spraying of detergents and low viscosity lubricating oils. The units can be used autonomously after a pressurization of the container with compressed air at 3 – 7 bar pressure. The delivery depends on the used nozzle. All units are equipped with a security valve calibrated at max. 7 bar. It is recommended to pressurize the container again when 4/5 of the total capacity have been dispensed.

Art.no. **50125**

Mobile pressure sprayer in painted steel, with container of 24 l capacity and two wheels, equipped with level gauge, antisplash funnel, 7.5 m – spiral hose, spray gun and lance with nozzle.

Art. no.	Max inlet pressure	Capacity container	Connection threads	Weight	Dimensions (LxWxH) (mm)
50125	7 bar	24 l	1/4" BSP (M)	11 Kg	370x340x820

Art.no. **50129**

Mobile pressure sprayer in painted steel, with container of 40 l capacity and two wheels, equipped with level gauge, antisplash funnel, 7.5 m – spiral hose, spray gun and lance with nozzle.

Art. no.	Max inlet pressure	Capacity container	Connection threads	Weight	Dimensions (LxWxH) (mm)
50129	5 bar	40 l	1/4" BSP (M)	15 Kg	400x430x1020

Sprayers with container in stainless steel for the spraying of detergents. The units can be used autonomously after a pressurization of the container with compressed air at 3 – 7 bar pressure. The delivery depends on the used nozzle. All units are equipped with a security valve calibrated at max. 7 bar. It is recommended to pressurize the container again when 4/5 of the total capacity have been dispensed.

Art.no. **50124**

Mobile pressure sprayer in stainless steel **AISI 304**, with container of 24 l capacity and two wheels, equipped with level gauge, antisplash funnel, 7.5 m – spiral hose, spray gun and lance with nozzle.

Art.no. **50126**

Mobile pressure sprayer in stainless steel **AISI 316,** with container of 24 l capacity and two wheels, equipped with level gauge, antisplash funnel, 7.5 m – spiral hose, spray gun and lance with nozzle.

Art. no.	Max inlet pressure	Capacity container	Connection threads	Weight	Dimensions (LxWxH) (mm)
50124	7 bar	24 l	1/4" BSP (M)	11 Kg	370x340x820
50126					

Art.no. **50156**

Mobile pressure sprayer in stainless steel **AISI 304,** with container of 40 l capacity and two wheels, equipped with level gauge, antisplash funnel, 7.5 m – spiral hose, spray gun and lance with nozzle.

Art.no. **50152**

Mobile pressure sprayer in stainless steel **AISI 316,** with container of 40 l capacity and two wheels, equipped with level gauge, antisplash funnel, 7.5 m – spiral hose, spray gun and lance with nozzle.

Art. no.	Max inlet pressure	Capacity container	Connection threads	Weight	Dimensions (LxWxH) (mm)
50156	5 bar	40 l	1/4" BSP (M)	15 Kg	400x430x1020
50152					

Art.no. **50127**

Portable pressure foamer in stainless steel AISI 304, with container of 24 l capacity, equipped with level gauge, antisplash funnel, 5 m – polyurethane hose, diameter 8 x 12 mm, spray gun and lance with nozzle.

Art. no.	Max inlet pressure	Capacity container	Connection threads	Weight	Dimensions (LxWxH) (mm)
50127	7 bar	24 l	1/4" BSP (M)	11 Kg	400x310x700

Art.no. **50155**

Portable pressure foamer in stainless steel AISI 304, with container of 40 l capacity, equipped with level gauge, antisplash funnel, 5 m – polyurethane hose, diameter 8 x 12 mm, spray gun and lance with nozzle.

On demand also available in stainless steel AISI 316.

Art. no.	Max inlet pressure	Capacity container	Connection threads	Weight	Dimensions (LxWxH) (mm)
50155	5 bar	40 l	1/4" BSP (M)	16 Kg	400x430x1020

Art.no. **50157**

Mobile pressure sprayer in stainless steel AISI 304, with container of 24 l capacity and two wheels, equipped with level gauge, 7.5 m – spiral hose, spray gun, lance with nozzle and with detachable wide cover that enables the user to check and to clean easily the internal surface of the container.

Art. no.	Max inlet pressure	Capacity container	Connection threads	Weight	Dimensions (LxWxH) (mm)
50157	7 bar	24 l	1/4" BSP (M)	12 kg	450x450x900

Art.no. **50105**

Mobile pressure sprayer, composed of two wheels trolley with transportation base for plastic cans, pneumatic 1:1 – stainless steel piston pump, suction hose, 7.5 m – spiral hose, diameter 8 x 12 mm, rack for hose storage during transportation, spray gun and lance with nozzle.

Art. no.	Compressed air supply	Compression ratio	Outlet pressure	Connection threads	Weight	Dimensions (LxWxH) (mm)
50105	2 - 8 bar	1:1	2 – 8 bar	1/4" BSP (M)	19 kg	430x440x900

Art.no. **50123**
FOAMER SPRAYER HYDRA

Foamer and sprayer unit HYDRA, wall-mounting version, designed for the mixture of water with detergents and for the generation of foam at low pressure.

These systems are an alternative to the classical pressure sprayers and offer the following advantages:
- Suction of the detergent directly from the can with the pure fluid guarantees a high autonomy in work;
- The included switchboard allows an accurate adjustment of the mixing proportion between detergent and water.

The unit is composed of a pneumatic 3:1 – stainless steel piston pump, spraying gun, spray lance with nozzle, 10 m – polyurethane hose, diameter 8 x 12 mm, with connections in stainless steel, cabinet in stainless steel AISI 304 and wall-mounting bracket.

Art. no.	Compressed air supply	Outlet pressure	Weight	Dimensions (LxWxH) (mm)
50123	2-5 bar	6-15 bar	19.5 Kg	400x160x600

Art.no. **12005**

Portable pressure sprayer, with 230 VAC - electric pump in stainless steel including adjustable pressure switch, suction hose including non-return valve for the direct suction from the plastic can with the fluid and 5 m – spiral hose, spray gun and lance with nozzle. The sprayer guarantees a high operational autonomy.

Optionally it is also possible to combine this pressure sprayer with a hose reel of series EASY ROLLER (art.no. 35815 or also 35820) in order to extend the spraying area up to a distance of 20 m.

Art. no.	Voltage	Outlet pressure	Weight	Dimensions (LxWxH) (mm)
12005	230 VAC – 50 Hz	4-6 bar	12 Kg	300x170x500

Art.no. **50110**
Spray gun with lance, suitable for the use with pressure sprayers, with tube in stainless steel and plastic, fan-shaped nozzle.

Art.no. **50111**
Foamer gun with lance, suitable for the use with pressure sprayers, with tube in stainless steel and plastic.

Art. no.	Max working pressure	Max flow	Max working temperature	Connection threads	Lance length	Weight
50110 **50111**	15 bar	30 l/min	50°C	1/2" BSP (F)	600 mm	0.31 kg

Art.no. **50107**
Wash gun with lance for hot water high pressure cleaners, with extension and stainless steel nozzle.

Art. no.	Max working pressure	Max flow	Max. working temperature	Nozzle	Connection threads	Length extension	Weight
50107	160 bar	30 l/min	100°C	Ø 0.45 – 25°	3/8" BSP (M)	700 mm	0.92 kg

Art.no. **40610**
Wash gun for hot water high pressure cleaners with quick coupling.

Art.no. **40611**
High pressure wash lance in stainless steel with extension, length 700 mm, and stainless steel nozzle (0.45 – 25°).

Art. no.	Max working pressure	Max flow	Max. working temperature	Connection threads	Weight
40610	350 bar	40 l/min	160°C	M 22 x 1.5	0,90 kg
40611	280 bar			Rapido sfera	0,60 kg
40613	160 bar	20 l/min	60°C		0,57 kg

Art.no. **50122**

Art.no. **50132**

Art.no. **50133**

Art.no. **50120**

Art.no. **50121**

Art.no. **50134**

Art.no. **50136**

Art.no. **50122**
Plastic fan-shaped nozzle, suitable for the use with pressure sprayers, ø 1.1 mm, with 110° flat-fan pattern, including strainer in stainless steel and plastic impact protection.

Art.no. **50132**
Stainless steel foam nozzle, flow rate 16 l/min, connection 1/2" BSP (M), max. pressure 25 bar.

Art.no. **50133**
Stainless steel foam nozzle, flow rate 10 l/min, connection 1/2" BSP (M), max. pressure 25 bar.

Art.no. **50121**
Plastic (PPS and GF) foam nozzle, flow rate 17 l/min (at 3 bar), with 55° flat-fan pattern.

Art.no. **50120**
Plastic fan-shaped nozzle, suitable for the use with pressure sprayers, ø 1.1 mm, with 110° flat-fan pattern, max. pressure 15 bar.

Art.no. **50134**
Stainless steel fan-shaped nozzle, suitable for the use with pressure sprayers, ø 1.1 mm, with 110° flat-fan pattern, max. pressure 25 bar.

Art.no. **50136**
Super foam head nozzle (PP and GF), with flat-fan pattern, max. pressure 15 bar, connection 1/2" BSP (M).

Art.no. **50130**

Art.no. **50135**

Art.no. **50135**
Art.no. **50130**

Heavy duty water gun, suitable for the use with cold and hot water at low pressure, with trigger guard, and adjustable spraying nozzle. Body in brass and coating in blue rubber.

Art. no.	Max working pressure	Max flow	Max working temperature	Connection threads	Weight
50135	25 bar	60 l/min	90°C	1/2" BSP (F)	0.94 kg
50130	12 bar	50 l/min	80°C		0.44 kg

Art.no. **7145201**

Art.no. **7145201**

Low pressure water gun handle, body in plastic (PP and GF), gaskets in Viton®, valve and spring in stainless steel AISI 316, connection threads 1/2" BSP (F).

Art.no. **71452**

Art.no. **71452**

Dispensing gun for windshield washer fluid, body in plastic (PP and GF), gaskets in Viton®, valve and spring in stainless steel AISI 316, connection threads 1/2" BSP (F).

Art.no. **50138**

Art.no. **50138**

Dispensing gun for water at low pressure (max 10 bar), body in brass with coating in oil-resistant rubber, connection threads 3/8" BSP (F).

Art.no. **50106**

Art.no. **50106**

Low pressure wash gun (max 20 bar), with regulating screw, body in nickel-plated aluminium, connection threads 1/2" BSP (F).

Art.no. **14113**

Art.no. **14113**

Dispensing gun, body in anodized aluminium, impact resistant, with trigger guard, cartridge filter, Viton® gaskets, connections 1/2" BSP (F), with 1/2" BSP (M) inlet swivel in stainless steel and rigid plastic outlet, Ø 16 mm.

Art.no. **6882**
Art.no. **6883**
Art.no. **6884**
Art.no. **6885**

Valved quick couplings and quick connectors for the use with water at high pressure.

Art. no.	Max working pressure	Max flow	Max working temperature	Connection threads	Weight
6882	280 bar	30 l/min	90°C	3/8" BSP (M)	0.05 kg
6883				3/8" BSP (F)	0.11 kg
6884				1/2" BSP (M)	0.05 kg
6885				1/2" BSP (F)	0.11 kg

Art.no. **52460**

Mobile parts cleaner in painted steel, with closed circuit of detergent fluid, consisting of storage container with 65 l capacity with two wheels and two castors, cleaning basin with closable and removable cover, cleaning fluid flowing through the rough brush which permits a continuous flow of the detergent and an accurate cleaning of parts, blow gun with rigid outlet. The system enables a continuous fluid circulation by pressurizing the container with compressed air at max. 0.5 bar.

Note: please use only suitable detergents and degreasing agents for the parts cleaning.

Art.no. **52300**
Detergent for parts cleaners, in 20 l – plastic can

Art. no.	Compressed air supply	Max pressure	Capacity cleaning basin	Capacity container	Weight	Dimensions (LxWxH) (mm)
52460	0.5 bar	0.5 bar	60 l	65 l	42 Kg	560x700x1000

Art.no. **52400**

Mobile parts cleaner in painted steel, with closed circuit of detergent fluid, consisting of cleaning basin with closable and removable cover, cleaning fluid flowing through the rough brush which permits a continuous flow of the detergent and an accurate cleaning of parts, blow gun with rigid outlet and shelf for the placing of plastic cans or drums, with 4 castors.
The system enables a continuous fluid circulation by the use of a pneumatic rotary pump in stainless steel (art. no. 31221-OT).

Note: please use only suitable detergents and degreasing agents for the parts cleaning.

Art.no. **52400-100**

Mobile parts cleaner in painted steel, based on art.no. 52400 with 90 l capacity.

Art. no.	Compressed air supply	Max pressure	Capacity cleaning basin	Weight	Dimensions (LxWxH) (mm)
52400	1 - 4 bar	4 bar	60 l	36 Kg	560x700x810
52400-100			90 l	45 Kg	560x1000x810

Art.no. **52500**

Mobile parts cleaner, with closed circuit of detergent fluid, consisting of cleaning basin in stainless steel AISI 304 with closable and removable cover, cleaning fluid flowing through the rough brush which permits a continuous flow of the detergent and an accurate cleaning of parts, blow gun with rigid outlet and shelf for the placing of plastic cans or drums, with 4 castors. The system enables a continuous fluid circulation by the use of a pneumatic rotary pump in stainless steel (art. no. 31221-OT).

Note: please use only suitable detergents and degreasing agents for the parts cleaning.

Art. no.	Compressed air supply	Max pressure	Capacity cleaning basin	Weight	Dimensions (LxWxH) (mm)
52500	1 - 4 bar	4 bar	60 l	36 Kg	560x700x810

Art.no. **52404**

Stationary parts cleaner in painted steel, with closed circuit of detergent fluid, consisting of cleaning basin with 4 legs and closable and removable cover, hose with shower head, cleaning fluid flowing through the rough brush which permits a continuous flow of the detergent and an accurate cleaning of parts. The system enables a continuous fluid circulation at 0.5 bar pressure by the use of an electric immersion pump.

Note: please use only suitable detergents and degreasing agents for the parts cleaning.

	Voltage	Power	Current drain	Rpm	Protection category
Pump	230 VAC - 50 Hz	60 W	0.4 A	2800	IP 54

Art. no.	Max pressure	Total capacity cleaning basin	Usable capacity cleaning basin	Weight	Dimensions (LxWxH) (mm)
52404	0.5 bar	138 l	62 l	53 Kg	500x700x1120

Art.no. **52405**

Stationary parts cleaner in painted steel, with closed circuit of detergent fluid, consisting of cleaning basin with 4 legs and closable and removable cover, hose with shower head, cleaning fluid flowing through the rough brush which permits a continuous flow of the detergent and an accurate cleaning of parts, wooden footboard. The system enables a continuous fluid circulation at 0.5 bar pressure by the use of an electric immersion pump. The switch-on and switch-off of the pump is made through a pedal-operated switch.

Note: please use only suitable detergents and degreasing agents for the parts cleaning.

	Voltage	Power	Current drain	Rpm	Protection category
Pump	230 VAC - 50 Hz	60 W	0.4 A	2800	IP 54

Art. no.	Max pressure	Total capacity cleaning basin	Usable capacity cleaning basin	Weight	Dimensions (LxWxH) (mm)
52405	0.5 bar	200 l	90 l	67 Kg	500x1000x1120

Art.no. **52406**

Stationary parts cleaner in painted steel, with closed circuit of detergent fluid, consisting of cleaning basin with 4 legs and closable and removable cover, hose with shower head, cleaning fluid flowing through the rough brush which permits a continuous flow of the detergent and an accurate cleaning of parts. The system enables a continuous fluid circulation by the use of a pneumatic rotary pump in stainless steel (art. no. 31221).

Note: please use only suitable detergents and degreasing agents for the parts cleaning.

Art. no.	Compressed air supply	Max pressure	Total capacity cleaning basin	Usable capacity cleaning basin	Weight	Dimensions (LxWxH) (mm)
52406	1 - 4 bar	4 bar	200 l	90 l	67 Kg	500x1000x1120

Art.no. **52450**

Stationary parts cleaner in painted steel, provided for mounting on 208 l – original detergent drums.

The system enables a continuous fluid circulation by the use of a pneumatic rotary pump in stainless steel (art. no. 31221-OT).

With fluid-permeable cleaning brush which permits a continuous flow of the detergent and an accurate cleaning of parts.

Art. no.	Compressed air supply	Max pressure	Capacity cleaning basin	Weight	Dimensions (LxWxH) (mm)
52450	1 – 4 bar	4 bar	50 l	36 kg	560x1000x300

Pneumatic pumps, standard series, with cylinder in stainless steel AISI 304 and EPDM , VITON® or PTFE gaskets for the supply of fluids with particular chemical characteristics. It is recommended to check the compatibility of the fluid with the materials of the wetted pump components before use.

Art.no. **22044 (EPDM)**
Art.no. **22044-V (Viton®)**

Art.no. **22060 (EPDM)**
Art.no. **22060-V (Viton®)**

Art.no. **22077 (EPDM)**
Art.no. **22077-V (Viton®)**
Art.no. **22045-TF (PTFE)**

Art.no. **22070 (EPDM)**
Art.no. **22070-V (Viton®)**
Art.no. **22070-TF (PTFE)**

Art.no. **22050 (EPDM)**
Art.no. **22050-V (Viton®)**
Art.no. **22050-TF (PTFE)**

Art. no.	22044	22044-V	22070	22070-V	22070-TF	22060	22060-V	22077	22077-V	22045-TF	22050	22050-V	22050-TF
Compressed air supply	Compressed air Min 2 Max 8 bar (30 - 116 psi)												
Compression ratio	1:1		3:1			1:1					3:1		
Outlet pressure	8 bar (116psi)		24 bar (348 psi)			8 bar (116 psi)					50 bar (725 psi)		
Delivery	35 l/min		13 l/min			40 l/min		35 l/min			13 l/min		
Connection compressed air	1/4" BSP (F)												
Connection lubricant outlet	3/4" BSP (F)		1/2" BSP (M)			3/4" BSP (F)					1/2" BSP (M)		
Max air consumption with 8 bar pressure	210 l/min												
Length suction tube	260 mm					1000 mm / 1300 mm		1000 mm					
Gaskets	EPDM	Viton®	EPDM	Viton®	PTFE	EPDM	Viton®	EPDM	Viton®	PTFE	EPDM	Viton®	PTFE
Weight	5 Kg		4 Kg			7 Kg		7 Kg			4,2 Kg		

Heavy duty pneumatic pumps, particularly designed for the supply of fluids under demanding conditions and where a high delivery is required. With cylinder in stainless steel AISI 304 and PTFE gaskets, suitable for the supply of fluids with particular chemical characteristics. It is recommended to check the compatibility of the fluid with the materials of the wetted pump components before use.

Art.no **21255EVO**

Art.no **31191**
Art.no **31190**
Art.no **31193**

Divorced version

Art.no **31195**

Art. no.	21255EVO	31191	31190	31193	31195
Compressed air supply	Compressed air Min 1 Max 8 bar				
Compression ratio	4:1	8:1	12:1	16:1	8:1
Outlet pressure	32 bar (464 psi)	64 bar (928 psi)	96 bar (1392 psi)	128 bar (1856 psi)	64 bar (928 psi)
Flow rate	35 l/min	30 l/min	27 l/min	15 l/min	30 l/min
Connection compressed air	1/2" BSP (F)				
Connection lubricant outlet	3/4" BSP (F)				
Max air consumption with 8 bar pressure	280 l/min	2050 l/min	1920 l/min	1800 l/min	2050 l/min
Length suction tube	260 mm	355 mm			655 mm
Diameter pneumatic piston	80 mm	100 mm	125 mm	160 mm	100 mm
Gaskets	PTFE				
Weight	12 kg	15 kg	16 kg	19 kg	16 kg

Art.no **32210**

Wall bracket in galvanized steel, suitable for the installation of heavy duty pneumatic pumps.

Art.no **22071**

Suction tube in stainless steel, ø 40 mm, length 950 mm, connection 1" BSP (M), with foot valve. Suitable for the use in combination with wall-mounted pneumatic stainless steel pumps, with 208 l - drums.

Art.no **22071-07**

Suction tube in stainless steel, ø 40 mm, length 650 mm, connection 1" BSP (M), with foot valve. Suitable for the use in combination with wall-mounted pneumatic stainless steel pumps, with 60 l - drums.

Art.no **22072**

Suction tube in stainless steel, ø 40 mm, length 1200 mm, connection 1" BSP (M), with foot valve. Suitable for the use in combination with wall-mounted pneumatic stainless steel pumps, with tanks.

Art.no **22083**

Suction tube in stainless steel, ø 40 mm, length 1500 mm, connection 1" BSP (M), with foot valve. Suitable for the use in combination with wall-mounted pneumatic stainless steel pumps, with tanks.

Art.no **22079**

Suction tube in plastic material, ø 28 mm, supplied in two parts with length 650 mm and 950 mm, connection 1" BSP (M), with foot valve. Suitable for the use in combination with wall-mounted pneumatic stainless steel pumps, with drums or tanks.

Art.no **14251** Art.no **14250** Art.no **14260**

Art.no **74561**
Art.no **74560**

Art.no **14258**

Art.no **14251**

Inlet swivel, in stainless steel AISI 304, connection threads 1/2" BSP (M).

Art.no **74561**

Non-return valve in stainless steel AISI 304, suitable for in-line installations, connection threads 1/2" BSP (F).

Art.no **74560**

Non-return valve in stainless steel AISI 304, suitable for in-line installations, connection threads 1/4" BSP (F).

Art.no **14250**

Inlet swivel, in stainless steel AISI 304, connection threads 3/4" BSP (M) - 1/2" BSP (M).

Art.no **14260**
Inlet swivel, in stainless steel AISI 304, connection threads 3/4" BSP (M) – hose tail ø 20 mm.

Art.no. **14258**

Stainless steel (AISI 303) automatic anti-drip nozzle ø 16 mm. Connection F 3/8" BSP.

Manual pumps with suction tube in stainless steel AISI 304, suitable for the transfer of fluids with particular chemical characteristics. It is recommended to check the compatibility of the fluid with the materials of the wetted pump components before use.

Art.no **22080**

Lever action, single acting drum pump in stainless steel, flow rate 8 l/min, with curved rigid outlet, bung adapter for the fixation on drum and gaskets in Viton®.

Art.no **22095**

Lever action, single acting drum pump in stainless steel, flow rate 8 l/min, with curved rigid outlet, bung adapter for the fixation on drum and gaskets in PTFE.

Art.no **22095UR**

Lever action, single acting drum pump in stainless steel, art. no. 22095, flow rate 8 l/min, with 4 m – delivery hose and rigid outlet in stainless steel, bung adapter for the fixation on drum and gaskets in PTFE.

Art. no.	Flow rate/min	Delivery/stroke	Length suction tube	Weight	Dimensions (LxWxH) (mm)
22080	8 l/min	0.13 l/stroke	930 mm	2 Kg	410x80x1350
22095					
22095UR					

Art.no. **3105.0004**

Bung adapter 2”/60x2 for AdBlue® drums and tanks.

Art.no. **50311**

Portable, pneumatic tyre inflator with container of 16 l capacity, charging of compressed air manually, consisting of tyre inflating gun with pressure gauge (art. no. 40602) and 5 m – spiral hose.
The unit works autonomously once it has been pressurized with compressed air at max 7 bar pressure.

Art. no.	Weight	Dimensions (LxWxH) (mm)
50311	10 Kg	300x400x810

Art.no. **50320**

Mobile, pneumatic tyre inflator with container of 24 l capacity, charging of compressed air manually, consisting of tyre inflating gun with pressure gauge (art. no. 40602) and 5 m – spiral hose.
The unit works autonomously once it has been pressurized with compressed air at max 7 bar pressure.

Art. no.	Weight	Dimensions (LxWxH) (mm)
50320	12.5 Kg	380x330x780

Art.no. **50315**

Portable, pneumatic tyre inflator with container of 15 l capacity, charging of compressed air manually or automatically by the use of a MF valve installed on the handle, consisting of tyre inflating gun with pressure gauge (art. no. 40602) and 5 m – spiral hose.

The unit works autonomously once it has been pressurized with compressed air at max 7 bar pressure.

Art. no.	Weight	Dimensions (LxWxH) (mm)
50315	10 Kg	300x400x810

Art.no. **40602**

Tyre inflating gun with pressure gauge ø 60 mm, dual pressure scale (0 – 10 bar / 0 – 140 psi), pressure release button, clip-on connector, 300 mm – rubber hose, connection 1/4" BSP (M).

Art.no. **40604**

Tyre inflating gun, Michelin type, with pressure gauge ø 80 mm in accordance with directive 86/217/EC and UNI EN 12645:2104, dual pressure scale (0 – 10 bar / 0 – 140 psi), pressure release button, clip-on connector, 1500 mm – rubber hose, connection 1/4" BSP (M).

Art.no. **40603**

Tyre inflating gun with precision pressure gauge ø 80 mm, dual pressure scale (0 – 12 bar / 0 – 140 psi), air inlet safety system, clip-on connector, 500 mm – rubber hose, connection quick coupling 1/4".

Art.no. **40605**

Tyre inflating gun, with digital pressure gauge, measuring units: bar – psi – kpa – kg/cm^2, dual pressure scale (0.2 – 12 bar / 0 – 140 psi), resolution +/- 0.02 bar, clip-on connector, 400 mm – rubber hose, connection quick coupling 1/4".
Power supply: lithium batteries 3 V (1.5 V x 2).

Art.no. **40612**

Air blow gun, body in nickel-plated aluminium, with bayonet nut connector 1/4" BSP.

Art.no. **40614**

Air blow gun with long rigid outlet, body in nickel-plated aluminium, with bayonet nut connector 1/4" BSP.

Art.no. **40636**

Paint spray-gun with 1L container.

Art.no. **430XX**

Spiral hose for compressed air, int. Ø 6 mm, ext. Ø 8 mm.
Replace XX with the number of meters required.

Art.no. **40630**

Jet cleaning gun with 1L container, with 1/4" BSP bayonet connector.

Art.no. **40400**

Compressed air pressure regulator with manometer, air nipple 1/4" BSP (M) for hose connection and connection adapter 1/4"BSP (M – M) for the installation at the compressed air inlet of the pump.

Regulation range: 0 – 8 bar.

Art.no. **40360**

Art.no. **40305**

Art.no. **40302**

Art.no. **40360**
Art.no. **40305**
Art.no. **40302**

Combined compressed air pressure regulator with manometer and air filter with automatic bleeding, with lockable regulating screw, air nipple for hose connection and connection adapter for the installation at the compressed air inlet of the pump.

Art. no.	40360	40305	40302
Connection threads	1/4" BSP (M)	3/8" BSP (M)	1/2" BSP (M)
Filtration degree (microns)	20	20	20
Regulation range	0 - 8 bar	0 - 8 bar	0 - 8 bar
Max air flow (l/min.)	850	1650	2310
Collection capacity condensate (cm^3)	22 cc	55 cc	100 cc
Temperature range (°C)	5 - 50°C	5 - 50°C	5 - 50°C
Dimensions (LxWxH) (mm)	42x42x198	75x63x276	75x63x276

Art.no. **40300**

Art.no. **40306**

Art.no. **40303**

Art.no. **40300**
Art.no. **40306**
Art.no. **40303**

Combined compressed air treatment kit, composed of pressure regulator with manometer, air filter with automatic bleeding, air line oil mist lubricator, lockable regulating screw, air nipple for hose connection and connection adapter for the installation at the compressed air inlet of the pump.

Art. no.	40300	40306	40303
Connection threads	1/4" BSP (M)	3/8" BSP (M)	1/2" BSP (M)

Art.no. **40420**

Art.no. **40430**

Art.no. **40435**

Art.no. **40434**

Art.no. **40436**

Art.no. **40437**

Art.no. **40420**
Air valve 3/4" BSP (M + F).

Art.no. **40430**
Air valve 1/4" BSP (M + F).

Art.no. **40435**
1/4" BSP (M) quick air coupler.

Art.no. **40434**
1/4" BSP (M) fitting with milled nut.

Art.no. **40436**
1/4" BSP quick male coupler.

Art.no. **40437**
1/4" BSP quick female coupler.

Art.no. **10400**

COMP SPECIAL - Screw compressor with 1:1 direct transmission and electronic control, silenced, tank capacity 2.5 lt, oil lubricated with aluminum structure inspectable for maintenance and anti-condensation system.
Consisting of screw pumping unit (screw, oil separator, thermostatic valve, minimum valve, suction valve).
It can be used in industrial, artisanal and civil fields.

Art. no.	Voltage	Power	Max pressure	Air flow rate (10 bar)	Tank capacity	Weight	Dimensions (L-W-H) (cm)
10400	230 VAC – 50 Hz	2.7 kW	10 bar	270 L/min	2.5 L	46 Kg	76x62x69

Art.no. **10450**

COMP SPECIAL AR - Mobile screw compressor with 1:1 direct transmission and electronic control, silenced, tank capacity 2.5 lt, oil lubricated with aluminum structure inspectable for maintenance and anti-condensation system.
Consisting of screw pumping unit (screw, oil separator, thermostatic valve, minimum valve, suction valve).
It can be used in industrial, artisanal and civil fields.

Art. no.	Voltage	Power	Max pressure	Air flow rate (10 bar)	Tank capacity	Weight	Dimensions (L-W-H) (cm)
10450	230 VAC – 50 Hz	2.7 kW	10 bar	270 L/min	2.5 L	52 Kg	79x62x69

Art.no. **10500**

COMP SP 90 - Mobile wheeled screw compressor with 1:1 direct transmission and electronic control, silenced, tank capacity 90 lt, oil lubricated with aluminum structure inspectable for maintenance and anti-condensation system.
Consisting of screw pumping unit (screw, oil separator, thermostatic valve, minimum valve, suction valve).
It can be used in industrial, artisanal and civil fields.

Art.no. **10500-E**
Screw compressor like art.no. 10500 with air dryer.

Art. no.	Voltage	Power	Max pressure	Air flow rate (10 bar)	Tank capacity	Weight	Dimensions (L-W-H) (cm)
10500 **10500-E**	230 VAC – 50 Hz	2.7 kW	10 bar	270 L/min	90 L	95 Kg	145x48x116

Art.no. **10600**

COMP SP 270/VERT - Vertical screw compressor with 1:1 direct transmission and electronic control, silenced, tank capacity 2,5 lt, oil lubricated with aluminum structure inspectable for maintenance and anti-condensation system.
Consisting of screw pumping unit (screw, oil separator, thermostatic valve, minimum valve, suction valve).
It can be used in industrial, artisanal and civil fields.

Art. no.	Voltage	Power	Max pressure	Air flow rate (10 bar)	Tank capacity	Weight	Dimensions (L-W-H) (cm)
10600	230 VAC – 50 Hz	2,7 kW	10 bar	270 L/min	90 L	148 Kg	70x80x180

Art.no. **10650**

COMP IS 5 - Floor screw compressor with V belt transmission and electronic control, silenced, oil lubricated with aluminum structure inspectable for maintenance and anti-condensation system.
Consisting of screw pumping unit (screw, oil separator, thermostatic valve, minimum valve, suction valve).
It can be used in industrial, artisanal and civil fields.

Art. no.	Voltage	Power	Max pressure	Air flow rate (10 bar)	Weight	Dimensions (L-W-H) (cm)
10650	400 VAC – 50 Hz	5 kW	10 bar	650 L/min	125 Kg	70x80x91

Art.no. **10650-E**

COMP IS 5/270/E - Screw compressor with V belt transmission and electronic control, silenced, tank capacity 270 lt, oil lubricated with aluminum structure inspectable for maintenance and anti-condensation system.
Consisting of screw pumping unit (screw, oil separator, thermostatic valve, minimum valve, suction valve).
It can be used in industrial, artisanal and civil fields.

Art. no.	Voltage	Power	Max pressure	Air flow rate (10 bar)	Tank capacity	Weight	Dimensions (L-W-H) (cm)
10650-E	230 VAC – 50 Hz	5 kW	10 bar	650 L/min	270 L	232 Kg	154x74x178

Art.no. **10700**

COMP IS 7 - Floor screw compressor with V belt transmission and electronic control, silenced, oil lubricated with aluminum structure inspectable for maintenance and anti-condensation system.
Consisting of screw pumping unit (screw, oil separator, thermostatic valve, minimum valve, suction valve).
It can be used in industrial, artisanal and civil fields.

Art. no.	Voltage	Power	Max pressure	Air flow rate (10 bar)	Weight	Dimensions (L-W-H) (cm)
10700	400 VAC – 50 Hz	7 kW	10 bar	900 L/min	132 Kg	70x80x91

Art.no. **10700-E**

COMP IS 7/270/E - Screw compressor with V belt transmission and electronic control, silenced, tank capacity 270 lt, oil lubricated with aluminum structure inspectable for maintenance and anti-condensation system.
Consisting of screw pumping unit (screw, oil separator, thermostatic valve, minimum valve, suction valve).
It can be used in industrial, artisanal and civil fields.

Art. no.	Voltage	Power	Max pressure	Air flow rate (10 bar)	Tank capacity	Weight	Dimensions (L-W-H) (cm)
10700-E	230 VAC – 50 Hz	2.7 kW	10 bar	270 L/min	2.5 L	46 Kg	76x62x69

Art.no. **10520**
PIPE EQOFLUIDS - Ø 20 mm aluminium pipe for compressed air - 4 mt bar - 16 bar.

Art.no. **10525**
PIPE EQOFLUIDS - Ø 25 mm aluminium pipe for compressed air - 4 mt bar - 16 bar.

Art.no. **10532**
PIPE EQOFLUIDS - Ø 32 mm aluminium pipe for compressed air - 4 mt bar - 16 bar.

Art.no. **10540**
PIPE EQOFLUIDS - Ø 40 mm aluminium pipe for compressed air - 4 mt bar - 16 bar.

Art.no. **10620**
FITTING EQOFLUIDS - Ø 20 mm - straight coupling - 16 bar.

Art.no. **10625**
FITTING EQOFLUIDS - Ø 25 mm - straight coupling - 16 bar.

Art.no. **10632**
FITTING EQOFLUIDS - Ø 32 mm - straight coupling - 16 bar.

Art.no. **10640**
FITTING EQOFLUIDS - Ø 40 mm - straight coupling - 16 bar.

Art.no. **10720**
FITTING EQOFLUIDS - Ø 20 mm - T 90° - 16 bar.

Art.no. **10725**
FITTING EQOFLUIDS - Ø 25 mm - T 90° - 16 bar.

Art.no. **10732**
FITTING EQOFLUIDS - Ø 32 mm - T 90° - 16 bar.

Art.no. **10740**
FITTING EQOFLUIDS - Ø 40 mm - T 90° - 16 bar.

Art.no. **10820**
FITTING EQOFLUIDS - Ø 20 mm - elbow 90° - 16 bar.

Art.no. **10825**
FITTING EQOFLUIDS - Ø 25 mm - elbow 90° - 16 bar.

Art.no. **10832**
FITTING EQOFLUIDS - Ø 32 mm - elbow 90° - 16 bar.

Art.no. **10840**
FITTING EQOFLUIDS - Ø 40 mm - elbow 90° - 16 bar.

DOSAMIX – System for the dosing and proportional, automated mixing of antifreeze, lubricating oils or emulsions.

The system is basing upon the proportional dosing - regulated by solenoid valves - of two fluids that shall be mixed and whose flow is measured by two meters with pulse transmitters which are monitored by the electronic control unit that keeps a constant balance of the preset mixture percentages. The electronic control allows to adapt the configuration exactly to the individual installation requirements.

The system offers the following benefits:
- Wide range of presettable mixture percentages from 0.5 % - 50 % with a high accuracy of +/- 0.5 %.
- Constant concentrations with the possibility to store and to monitor 8 different mixing degrees.
- Manual dispense or dispense of preset quantities by using a keyboard or automatically through pulses activated by installed level gauges (min. – max) installed in the storage containers of the mixed fluids.
- Optional use of "CONTINOUS" mode or "TIME PRESET" mode from min. 1 min. up to 12 hours.
- Automatic pump stop by means of installed level gauges which give a signal to interrupt the pump function as soon as the minimum level in the storage container of the mixed fluid has been reached.
- Monitoring by means of the "REPORT" function which starts the print of statistics comparing the really achieved dosage values with the preset values of all the preset transactions.

Art.no. **DOSAMIX 5000**

Kit **DOSAMIX** suitable for the mixture of a fluid with water in concentrations from 0.5 % until 50 %.

The kit is composed of:
- Mixing unit with keypad, art. no. 5000
- Wall mounting bracket, art. no. 5004
- Transformer / stabilizer 230 VAC – 12 VDC for the power supply, art. no. 5005
- 1:1 - pneumatic pump, art. no. 31248.

The fluids must enter into the mixing unit with a pressure of min. 3 bar. In the standard version only 1 pump is included, so that it is necessary to make sure that the second fluid to be mixed is dispensed with sufficient pressure, otherwise another pump must be provided in the installation.

Art.no. **5010**
The installation of the kit DOSAMIX on the mounting shelves of series Tank Service Base permit to create an autonomous unit for the mixture of a fluid with water in concentrations from 0.5 % until 50 %.

The kit is composed of:

- Mixing unit with keypad, art. no. 5000
- Transformer / stabilizer 230 VAC – 12 VDC for the power supply, art. no. 5005
- 1:1 - pneumatic pump, art. no. 31248
- Mounting shelf with spill containment pallet, art. no. 49710.

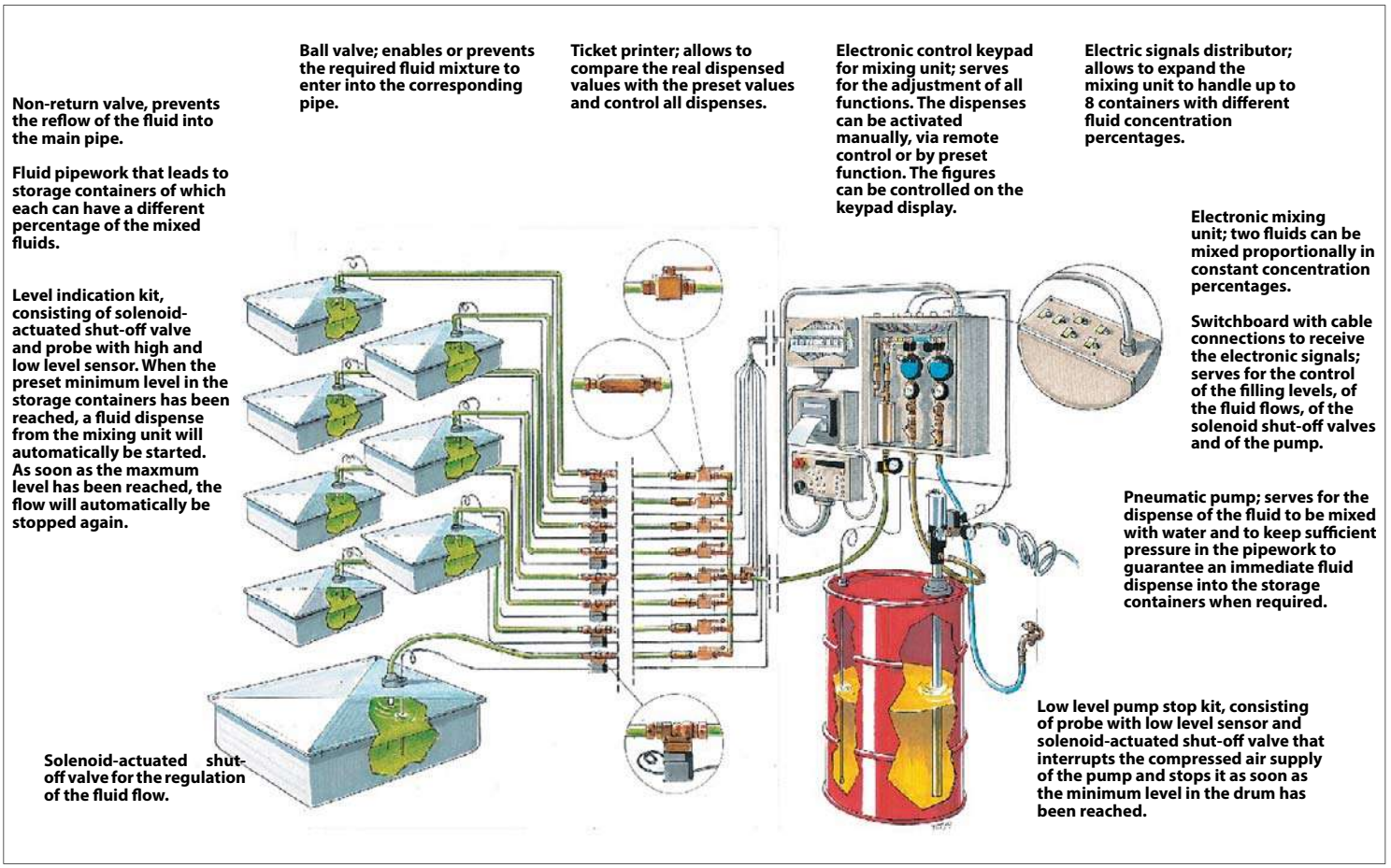

Art.no. **50500**

Instantaneous dosing/mixing device for antifreeze, lubricating oils, emulsions and detergents.
The use of this device allows to dispense in a quick and easy way the desired mixture of two fluids, assuring a constant mixture concentration, settable from 1 % to 40 % and created by the water flow at min. 3 bar through an included Venturi valve.

The setting of the desired mixture percentage is made with an adjustment knob on the device.

Art.no. **50510**

Instantaneous dosing/mixing device, based on art.no. 50500, complete with rilsan tube, non-return valve and suction filter

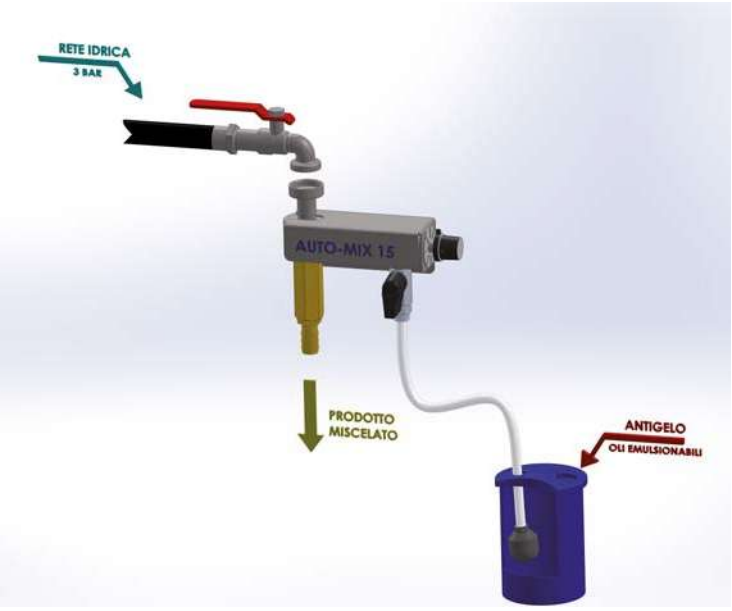

Art. no.	Flow range	Inlet pressure	Mixture percentage	Connections
50500 **50510**	min. 5 max 11 l/min	min. 3 bar	1 % ÷ 15 % 15 % ÷ 40 %	3/4" BSP (M)

DOSAMIX ADVANCED - Osmosis Water Production System Mixing with Oils - Automatic Filling

DOSAMIX ADVANCED is the new MONITORING and CONTROL system that allows you to manage different types of installations in different sectors with extreme flexibility. This system, proposed in industrial fields, allows for the automated dispensing of emulsifiable oils in numerically controlled machining centers.
The system consists of an **DOSAMIX TOUCH** control unit with a 7" touch screen equipped with proprietary software that is mounted on a control panel ready for installation and a series of accessories that can be inclused as desired.
The control unit is combined with small satellite panels (MACHINE MODULES), installed one for each machine, which allow for measuring the level and managing a valve for automatic refilling, as well as carrying out manual refills in the event of particular needs.

Thanks to the **DOSAMIX ADVANCED** system, it is possible to set level checks at pre-established and recurring times, remotely check the status of the machine levels and, in the event of anomalies in the levels themselves, receive alert emails.

The automatic **DOSAMIX ADVANCED** system can be combined with **OSMOMAX** reverse osmosis water production systems, to have maximum emulsifiability Oil/Water and ideal conductivity and pH values in the emulsion to prevent bacterial proliferation and oxidation problems.

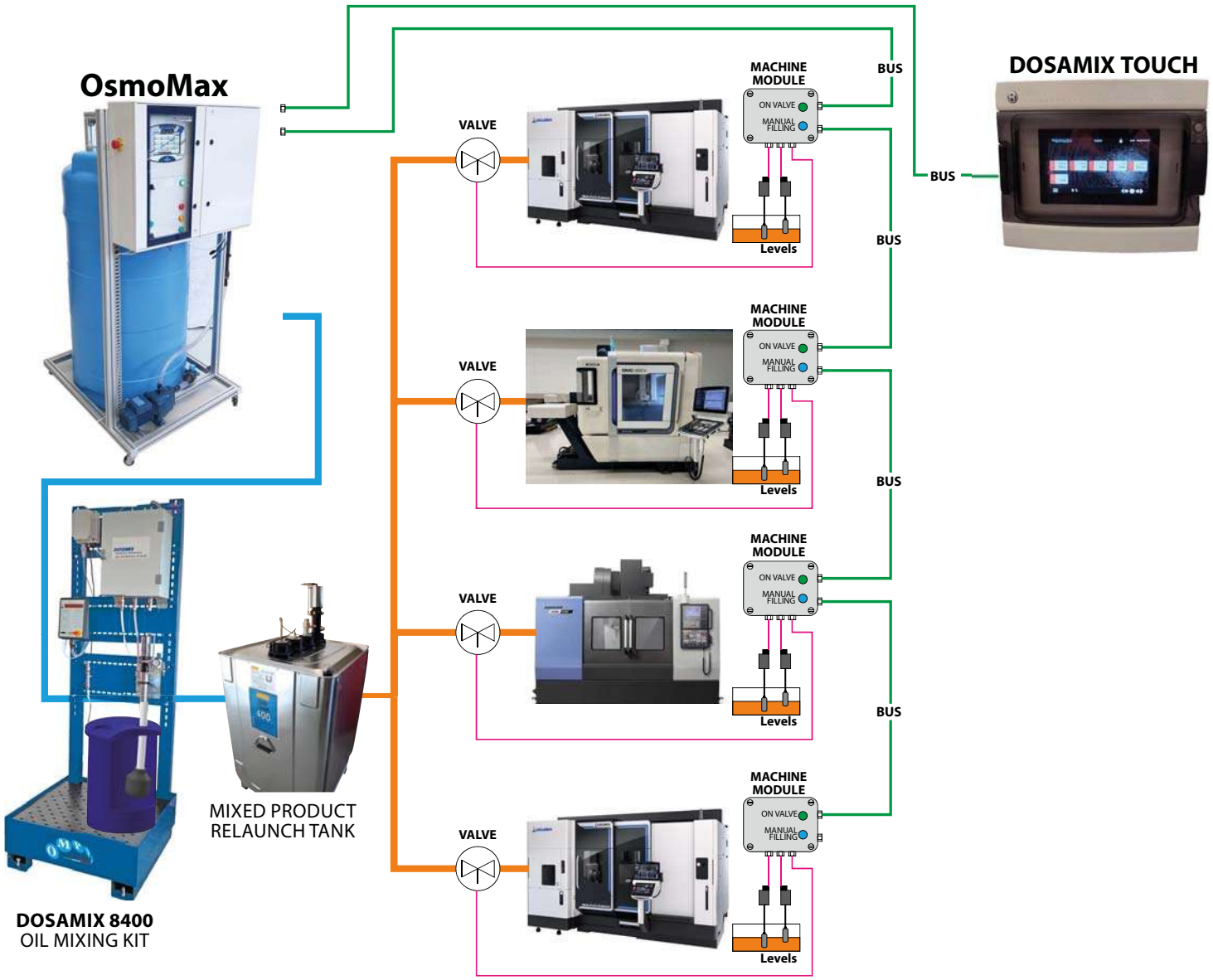

The need to use specialized equipment for the dismantling and depollution of end-of-life vehicles is basing on the European directive 2000/53/EC. It regulates that all vehicle manufacturers and importers of new vehicles are obliged, together with all other affected economical operators of this sector - to take back the end-of-life vehicles from the market and to make sure that their components are dismantled and depolluted in a way that guarantees a respectful treatment of the environment and that until the end of 2006 the recycling and recovery rate of 85 % of the material weight and until 2015 a rate of 95 % must be achieved.

For the vehicle owners the take-back must be free of charge and it concerns all vehicles for the transport of max 9 passengers and a weight of max 3.5 t.

The directive defines the free-of-charge take-back of the vehicles like this:
- the vehicle must be delivered to a permitted treatment facility indicated by the vehicle manufacturer that takes it back free of charge,
- the vehicle must be complete or at least must include all essential components such as motor, gearbox, vehicle body, electronic components and catalyzer,
- the vehicle must not include contain any type of garbage.

Environmental liability
The environmental liability is an important factor of the OMPI company philosophy. Actually it gets involved with a continuous environmental protection as one of its essential company targets.

Depollution process
When an "end-of-life" vehicle has been delivered to a suitable facility, it will be dismantled and depolluted in a proper way, including the following operations:

- Drainage of all fluids,
- Dismantling of the battery and of the tyres,
- Neutralization of the airbag system.

Each marketable part that is dismantled can be sold, except of the safety components which content pyrotechnic material (f. ex. airbags, seat belt pretensioner).

OMPI has developed a complete line of equipment for the dismantling and waste fluids drainage of end-of-life vehicles for professional users.

Example of an installation for end-of-life vehicle drainage and dismantling

Art.no. **92119**

Vehicle ramp in painted steel for vehicle placement, with working platform composed of spill containment safety floor for the collection of eventually leaking fluids.

The vehicle must be positioned by a forklift.

Dimensions (LxWxH): 4900 x 2000 x 2000 mm.
Bearing capacity: 3000 kg.



Art.no. **92113**

Single-post lift for vehicles, specifically manufactured for the use in end - of - life vehicle drainage.
Equipped with electro-hydraulic lifting arms and column with lateral brackets for an optional mounting of swivel arms.
Lifting height min./max. 290/2000 mm.
Bearing capacity: 3500 kg.
Weight: 600 kg.

Art.no. **92120**

Spill containment safety floor for the collection of eventually leaking fluids. Composed of 6 individual modules.

Dimensions single module (LxWxH): 1500 x 900 x 30 mm.
Total dimensions (LxWxH): 4500 x 1800 x 30 mm.

Art.no. **92114**

Waste oil gravity draining kit, consisting of two metal collection bowls, including removable anti splash grid and height-adjustable, telescopic tube, ball valves and hydraulic connectors for the connection of the suitable suction equipment. With wall mounted swivel arms, for the installation on the vehicle ramp or on the column of the single-post lift (art. nos. 92119 and 92113).

Art.no. **92112**

Mobile waste oil gravity drainer with 2 collection bowls in painted steel of 10 l capacity incl. removable anti splash grid, for a simultaneous drainage of motor oil and transmission oil.

The unit can be discharged pneumatically by connecting it to compressed air through a discharge hose with curved outlet tube. On demand also available with hydraulic quick connector for a connection to a pneumatic waste oil evacuation kit.

Art. no.	Capacity collection bowl	Capacity collection container	Max collection quantity	Discharge pressure	Weight	Dimensions (LxWxH) (mm)
92112	10 l	90 l	80 l	0.5	38 kg	700x900x1700

Art.no. **92111**

Pneumatic tank drilling machine, portable version.
Allows to carry out the evacuation of petrol or diesel in vehicles in an easy, fast and safe way by drilling through the tank.
The machine is equipped with an interchangeable, non-arcing drill bit, an in-line filter with strainer, a flow control tube with transparent insert and connections for the discharge of the fuel by gravity into a can or by the suitable suction equipment into a collection tank.
The drill bit is activated by using a special, pneumatic drill machine with a low number of rotations and with reversal of the rotating direction.
Weight: 6 kg.

Art.no. **92111-T**

Conical silicone closing plugs, ø 7x12 mm, for sealing the drill holes.
Packaging unit: 100 pieces.

Art.no. **92121**

Pneumatic tank drilling machine, mobile version.
Same as art.no. 92111, but mounted on a height-adjustable device with a 4-castors base and connectable to a swivel arm for the installation on the vehicle ramp or on the column of the single-post lift (art. nos. 92119 and 92113).
Weight: 35 kg.

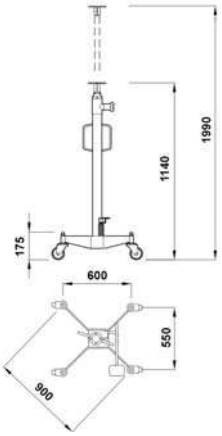

Art.no. **90002**

Mobile suction unit for petrol with pneumatic stainless steel rotary gear pump, air pressure regulator with condensation separator filter, 2-wheel trolley, plastic storage tank capacity 20 l, earthing cable for the discharge of electrostatic currents.
With pump in compliance with Atex standards, certified according to Directive 2014/34/EU.

Atex
II 2 G

Art. no.	Max vacuum	Inlet pressure	Compression ratio pump	Air consumption	Outlet pressure	Weight	Dimensions (LxWxH) (mm)
90002	0.8 bar	3 bar	1:1	200 l/min	3 bar	17 Kg	410x420x910

Art.no. **92125**
Art.no. **92126**
Art.no. **92127**

Pneumatic waste fluids suction kit, composed of a solid mounting shelf in painted steel installed on a spill containment pallet, pneumatic suction pumps with accessories, vacuometer for the control of the suction process, automatic rewind, spring-driven hose reels with 10 m – suction hoses ø 1/2" (mounted **on top** of the shelf) hydraulic quick couplings, suction probes in different diameters, lance for boring through the radiator, couplings for the suction of brake fluid and 3 m - connection hoses to the collection tanks.

Dimensions (LxWxH): 1350 x 830 x 2350 mm.

Art. no. 92125	Suction kit for 4 fluids
Art. no. 92126	Suction kit for 3 fluids
Art. no. 92127	Suction kit for 2 fluids

In order to install the suitable pumps and accessories it is important to specify when ordering the fluid type to be evacuated by choosing among the following: motor oil, gear oil, hydraulic oil, windshield washer fluid, brake fluid, antifreeze, diesel, petrol.

Art.no. **92122**
Art.no. **92123**
Art.no. **92124**

Pneumatic waste fluids suction kit, composed of a solid mounting shelf in painted steel installed on a spill containment pallet, pneumatic suction pumps with accessories, vacuometer for the control of the suction process, automatic rewind, spring-driven hose reels with 5 m – suction hoses ø 3/4", (mounted **at the bottom** of the shelf) (or alternatively 10 m – suction hoses ø 1/2"), hydraulic quick couplings, suction probes in different diameters, lance for boring through the radiator, couplings for the suction of brake fluid and 3 m - connection hoses to the collection tanks.

Dimensions (LxWxH): 1350 x 830 x 1700 mm.

Art. no. 92122	Suction kit for 2 fluids
Art. no. 92123	Suction kit for 3 fluids
Art. no. 92124	Suction kit for 4 fluids

In order to install the suitable pumps and accessories it is important to specify when ordering the fluid type to be evacuated by choosing among the following: motor oil, gear oil, hydraulic oil, windshield washer fluid, brake fluid, antifreeze, diesel, petrol.

Art.no. **92122-C**
Art.no. **92123-C**
Art.no. **92124-C**

Pneumatic waste fluids suction kit, cabinet version, composed of a solid mounting shelf in painted steel installed on a spill containment pallet, a metal and lockable cabinet with 2 doors and 4 hose outlets with roller assemblies, pneumatic suction pumps with accessories, vacuometer for the control of the suction process, automatic rewind, spring-driven hose reels with 10 m – suction hoses ø 1/2", hydraulic quick couplings, suction probes in different diameters, lance for boring through the radiator, couplings for the suction of brake fluid and 3 m - connection hoses to the collection tanks.

Dimensions (LxWxH): 1350 x 830 x 1700 mm.

Art. no. 92122-C	Suction kit for 2 fluids
Art. no. 92123-C	Suction kit for 3 fluids
Art. no. 92124-C	Suction kit for 4 fluids

In order to install the suitable pumps and accessories it is important to specify when ordering the fluid type to be evacuated by choosing among the following: motor oil, gear oil, hydraulic oil, windshield washer fluid, brake fluid, antifreeze, diesel, petrol.

Art.no. **92000**

Mobile evacuation unit for **LPG** and **methane** cylinders.

LPG cylinders: recovery of the liquid part, combustion of the remaining gaseous part and final washing with nitrogen for total safety.
Methane cylinders: combustion of the residual gas and final washing with nitrogen for total safety.

Nitrogen cylinder not supplied.

In accordance with Directive ATEX – group II – category 2 - GD 70°.



Photo of the residual gas combustion torch.

Art. no.	Nominal thermal power	Max flow rate LPG pump	Weight	Dimensions (LxWxH) (mm)
92000	90000 Kcal/h - 105 kW	55 l/min	70 kg	580x640x1100

Art.no. **92050**
Mobile unit for the safe combustion of residual **LPG** and **methane** from gas cylinders.
In the first cycle the gas (LPG or methane) is combusted, in the second cycle then the washing out of the cylinder (cylinder not included) with nitrogen can be made so that the empty cylinder can be used again. In accordance with CE-directives.

Art.no. **92250**
Mobile unit for the safe combustion of residual **methane** from gas cylinders. In the first cycle the gas is combusted, in the second cycle then the washing out of the cylinder (cylinder not included) with nitrogen can be made. In accordance with CE-directives.

Art.no. **92200**
Mobile unit for the safe combustion of residual **LPG** from gas cylinders. In the first cycle the gas is combusted, in the second cycle then the washing out of the cylinder (cylinder not included) with nitrogen can be made. In accordance with CE-directives.

Art. no.	Nominal thermal power	Weight	Dimensions (LxWxH) (mm)
92050	90000 Kcal/h - 105 kW	60 kg	580x640x1100
92250		40 kg	
92200			

Art.no. **92100**

Mobile unit for the safe combustion of residual **LPG** from gas cylinders.
In the first cycle the liquid part of the gas is recovered **by means of a pump** and the residual gaseous part is combusted, in the second cycle then the washing out of the cylinder (cylinder not included) with nitrogen can be made.

In accordance with CE-directives.



Art. no.	Nominal thermal power	Max flow rate LPG pump	Weight	Dimensions (LxWxH) (mm)
92100	90000 Kcal/h - 105 kW	55 l/min	70 kg	580x640x1100

Art.no. **92500**

Mobile evacuation and recycling kit for air conditioning gas, consisting of an evacuation unit with a compressor that works with refrigerant gas types **R12 - R134A - R1234yf,** with a distillation system permitting the separation of the refrigerant from the oil. the filtration, and the dehydration.
The kit includes:
- A 12 kg rechargeable cylinder for **R134a** gas.
- Filling hoses of 1800 mm length with quick connector for **R134a** gas.
- A quick connection for **R134yf** gas.
- A stable 2 wheels - trolley.

Art.no. **92550**

Mobile evacuation and recycling kit for air conditioning gas, consisting of an evacuation unit with a compressor that works with refrigerant gas types **R12 - R134A - R1234yf,** with a distillation system permitting the separation of the refrigerant from the oil. the filtration and the dehydration.
The kit includes:
- A 12 kg – rechargeable cylinder for **R134a** gas.
- Filling hoses of 1800 mm length with quick connector for **R134a** gas.
- A quick connection for **R134yf** gas.
- 5 kg – rechargeable cylinder for **R1234yf** gas with included connections.
- A stable 2 wheels - trolley.

Art. no.	Compressor power	Recovery Capacity	Feeding	Weight	Dimensions (LxWxH) (mm)
92500	1/4 HP	375 g/min	230V - 50Hz	47 kg	550x530x920
92550					

Art.no. **92510**

Recovery service unit for air conditioning systems.
This kit allows to recover the refrigerant gas cleaned of oil and moisture and store it in the external cylinder (included).
Setting the maximum cylinder capacity, there will be an automatic stop when the maximum will be reached.
The recovered gas is weighed thanks to the included electronic scale and a weighing report can be printed thanks to the presence of the printer.

Art. no.	Compressor power	Recovery Capacity	Feeding	Weight	Dimensions (LxWxH) (mm)
92510	1/4 HP	375 g/min	230V - 50Hz	50 kg	550x530x920

Art.no. **92129**

Electronic airbag activating and blasting unit **BOOM-BAG**, enables a safe and easy dismantling of all airbags in a vehicle.

Suitable for all vehicle models. The unit can be used immediately and one operator is sufficient to carry out the dismantling. The unit is packed in a plastic case and includes also an electric cable with alligator clamps for battery connection and a kit with cables and push terminals for the activation of single or double airbags.

Art. no.	Voltage	Protection category	Weight	Dimensions (LxWxH) (mm)
92129	12 VDC	IP 66	1 kg	210x95x85

Art.no. **92130**

Electric glass cutter, mobile, for a safe and versatile cutting of the windshield glass of end-of-life vehicles.

- Electric mechanism with special high speed drill machine and diamond milling cutter;
- Conveyor for the evacuation of the generated glass dust;
- Vacuum cleaner with stainless steel container, power 1250 W, collection capacity 36 l, equipped with a 10 m power cable



Art.no. **88910 + 90022**

Evacuation unit for shock absorbers, composed of a drill machine and an air-operated suction unit.
The drill gun allows to drill through the shock absorbers and the suction unit simultaneously draws the hydro steer oil into a container of 24 l capacity.

Art. no.	Diameter	Drill stroke	Max. diameter shock absorber
88910	15 mm	30 mm	60 mm

Art. no.	Compressed air supply	Max vacuum	Capacity collection container	Weight	Dimensions (LxWxH) (mm)
90022	7 - 10 bar	0.8 bar	24 l	11 kg	390x360x940

Art.no. **92118-P**

Mobile, pneumo-hydraulic cutter unit with max. blades opening of 130 mm.
Allows the cutting of vehicle catalysts with extreme speed and high safety.

This unit includes a base with 3 castors, on which is installed a hydraulic lifting device with tray for the height adjustment of the cutter, a 5 l - oil container with 100:1 – pneumatic piston pump, pressure regulator with manometer, moisture separator and lubricator and a high pressure rubber hose to connect the cutter with the pump. It permits the shear to reach a maximum pressure of 700 bar.

Art. no.	Compression ratio	Supply	Tank capacity	Weight	Dimensions (LxWxH) (mm)
92118-P	100:1	7 bar	5 l	60 kg	600x600x1200

Art.no. **92118KIT**

Mobile, pneumo-hydraulic cutter unit with max. blades opening of 130 mm.
Allows the cutting of vehicle catalysts, sheet material, aluminium profiles and copper cables with extreme speed and high safety.
This unit includes a trolley with 4 castors, a 5 l - oil container with 100:1 – pneumatic piston pump, pressure regulator with manometer, moisture separator and lubricator and a high pressure rubber hose. It permits the shear to reach a maximum pressure of 700 bar.
Characteristics:
- Double acting function prevents any possible jam;
- Hardened, re-grindable blades assure a safer working than with an abrasive cut-off machine;
- Compact, light, fast, reliable and usable in any position.

Art.no. **92117KIT**

Mobile, electro-hydraulic cutter unit with max. blades opening of 130 mm.
Allows the cutting of vehicle catalysts, sheet material, aluminium profiles and copper cables with extreme speed and high safety.
This unit includes a trolley with 4 castors and an electric power supply unit with exchanger that permits the shear to reach a maximum pressure of 700 bar.
Characteristics:
- Double acting function prevents any possible jam;
- Hardened, re-grindable blades assure a safer working than with an abrasive cut-off machine;
- Compact, light, fast, reliable and usable in any position.



Art.no. **92117**

Battery-powered cutter with max. blades opening of 130 mm.
Allows the cutting of vehicle catalysts, sheet material, aluminium profiles and copper cables with extreme speed and high safety.
Supplied with charger and number 2 batteries.
Characteristics:
- Double acting function prevents any possible jam;
- Hardened, re-grindable blades assure a safer working than with an abrasive cut-off machine;
- Compact, light, fast, reliable and usable in any position.

Double wall tank, external tank in galvanized steel and internal tank in high density polyethylene, suitable for the storage of waste oil and diesel. Including 4 connections in 2" on top of the tank, mechanical level indicator, optical leakage detector for eventual leakages in the internal tank, carrying handles and pallet feet for the lifting and the transport with a pallet truck or a forklift from 4 sides. Approved for indoor installations.

Art. no.	Capacity	Weight	Dimensions (LxWxH) (mm)
49540	400 l	55 kg	700x730x1170
49557	750 l	82 kg	770x980x1460
49550	1000 l	110 kg	770x1280x1460
49551	1500 l	165 kg	770x1630x1870

On demand available the versions approved for transportation in accordance with ADR 6.5.4.4.1b.

Art.no. **51123**

Petrol storage tank in painted steel, mounted in a wire protection cage, with spill containment pallet, hermetically sealed dome of ø 300 mm with cover panel and counterflange of 10 mm wall thickness, refill tube and 2" – security valve.
The unit is equipped with a pneumatic, selfpriming rotary vane pump for the transfer of petrol, earth cable to enable an electrostatic discharge, pressure regulator, 3 m – rubber hose 3/4" with static wire and automatic dispensing nozzle.

Art. no.	Capacity	Weight	Dimensions (LxWxH) (mm)
51123	258 l	155 kg	920 x 830 x 1200

Art.no. **80723**

Trolley with 2 wheels and base, suitable for pails of 18 - 60 kg.

Art.no. **80724**

Trolley with 2 wheels and tubular frame, suitable for pails of 20 kg.

Art.no. **80725**

Trolley with 2 wheels and tubular frame, suitable for pails of 50 – 60 kg.

Art.no. **80722**

Trolley with 2 wheels and 2 castors, suitable for pails of 20 – 60 kg.

Art.no. **80785**

Trolley with 2 wheels and two castors, standard version, suitable for 208 l – drums.

Art.no. **80783**

Trolley with 2 wheels and two castors, standard version, suitable for 208 l – drums, with mounting plate for the fixation of pumps.

Art.no. **80782**

Trolley with 2 wheels and two castors, standard version, with guard plates for the wheels on both sides, suitable for 208 l – drums.

Art.no. **80792**

Trolley with 2 special rubber wheels and 2 rubber castors with brakes, heavy duty version, provided for the use on rough surfaces, including spill containment base with steel grate. The trolley is also provided for the mounting of a hose reel.

Art.no. **80795**

Trolley with 2 wheels and 1 castor, suitable for 208 l – drums. The trolley is equipped with a mounting plate which permits the installation of a hose reel.

Welding fumes extraction equipment



Request the complete catalogue at

ompi@ompi.com

Exhaust gas extraction equipment

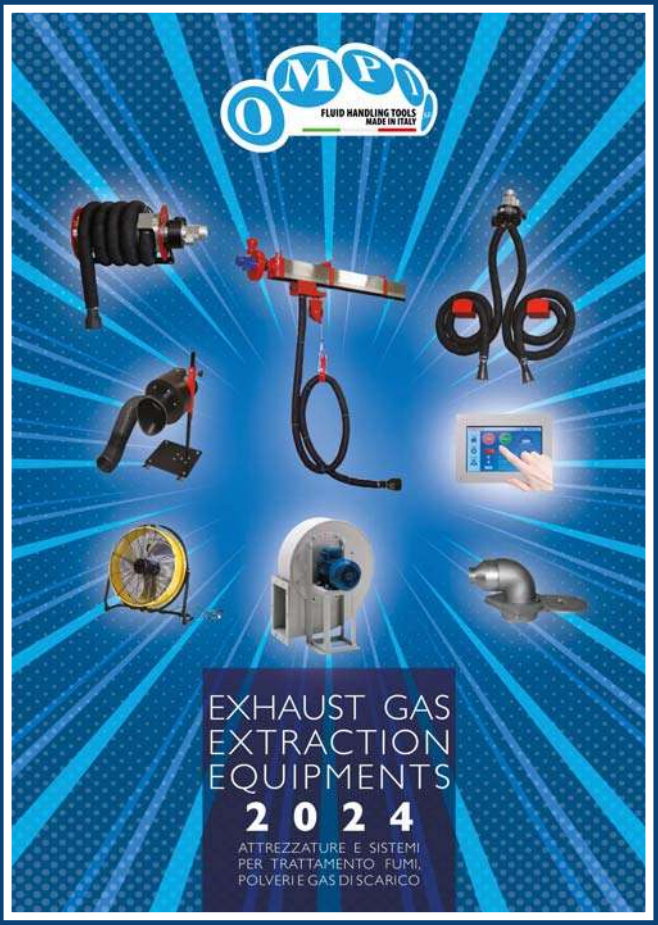

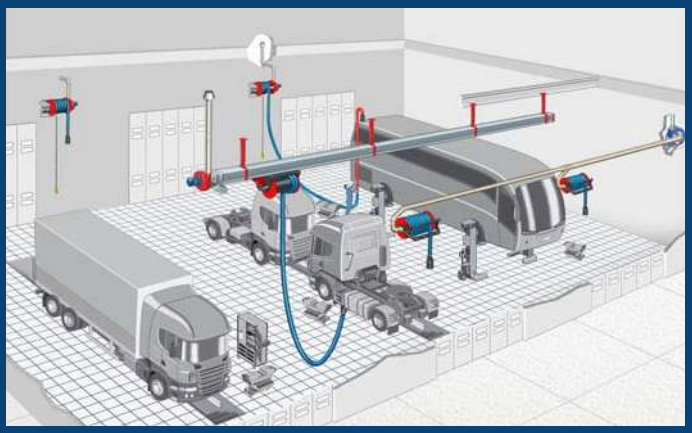

Request the complete catalogue at

ompi@ompi.com

Workshop line

Request the complete catalogue at

ompi@ompi.com

Hydraulic power units and valves

Request the complete catalogue at

ompi@ompi.com

OMPI S.r.l. makes every effort to maintain the accuracy and quality of the information provided on this Catalogue.
However, OMPI assumes no legal liability or responsibility for the accuracy or completeness of the information provided. The information contained on this catalogue is for general guidance only. You should neither act, nor refrain from action, on the basis of any such information.
You should take appropriate professional advice on your particular circumstances because the application of our equipment may vary depending on particular circumstances.
The copyright of all content on this catalogue is owned by OMPI. No part of the catalogue may be changed, reproduced, stored in or transmitted on any website or medium without the prior written permission of OMPI.
Requests to republish any material must be sent to ompi@ompi.com.

OMPI

FLUID HANDLING TOOLS
MADE IN ITALY

S.R.L.

OMPI S.r.l.
Via Giovanni Falcone, 10/A
42020 Borzano di Albinea (RE) - Italy
Tel: +39 0522 347247 • Fax: +39 0522 347259
www.ompi.com • ompi@ompi.com

03/25